



# SC Annual School Report Card Summary

**EAST CLARENDON MIDDLE/HIGH**  
**Clarendon 3**  
**Grades: 6-12** Enrollment: 631  
**Principal: Kelvin Lemon**  
**Superintendent: Connie J. Dennis, Ph. D**  
**Board Chair: Dr. George Green**

## PERFORMANCE

Comprehensive detail, including definitions of ratings, performance criteria, and explanations of status, is available on [www.ed.sc.gov](http://www.ed.sc.gov) and [www.eoc.sc.gov](http://www.eoc.sc.gov) as well as school and school district websites. Printed versions are available from school districts upon request.

YEAR	ABSOLUTE RATING	GROWTH RATING	PALMETTO GOLD AND SILVER AWARD		AYP STATUS	NCLB IMPROVEMENT STATUS
			General Performance	Closing the Gap		
2010	Average	At-Risk	TBD	TBD	Not Met	N/A
2009	Average	Below Average	N/A	Silver	Met	N/A
2008	Average	At-Risk	N/A	N/A	Not Met	N/A

## ABSOLUTE RATINGS OF HIGH SCHOOLS WITH STUDENTS LIKE OURS\*

EXCELLENT	GOOD	AVERAGE	BELOW AVERAGE	AT-RISK
1	14	22	1	0

\*Ratings are calculated with data available by 03/24/2011. Schools with Students Like Ours are High Schools with Poverty Indices of no more than 5% above or below the index for this school.

## HIGH SCHOOL ASSESSMENT PROGRAM(HSAP) EXAM PASSAGE RATE(%): SECOND YEAR STUDENTS

	Our High School		High Schools with Students Like Ours	
	2009	2010	2009	2010
Passed 2 subtests (%)	82.6%	76.4%	75.5%	78.4%
Passed 1 subtest (%)	8.7%	9.1%	13.2%	11.4%
Passed no subtests (%)	8.7%	14.5%	11.3%	10.4%

## HSAP PASSAGE RATE (%) BY SPRING 2010

	Our High School	High Schools with Students Like Ours
Passage Rate	85.9%	90.1%

## ON-TIME GRADUATION RATE




	Our High School	High Schools with Students Like Ours
Number of students	101	277
Number of Diplomas	73	197
Rate (%)	72.3%	71.6%

## END OF COURSE TESTS - 2010

% of students scoring 70 or above on:	Our High School	High Schools with Students Like Ours
Algebra 1/Math for the Technologies 2	55.7	74.8
English 1	50.0	66.9
Physical Science	31.6	57.7
US History and the Constitution	41.7	43.3
All Tests	43.8	60.3

## NAEP PERFORMANCE\*

\* Performance reported for SC and nation, data not available at school level. Percentages at NAEP Achievement Levels.



## SC PERFORMANCE GOAL

### 2010 Goal:

*By 2010, SC's student achievement will be ranked in the top half of the states nationally. To achieve this goal, we must become one of the fastest improving systems in the country.*

### 2020 Vision:

*By 2020 all students will graduate with the knowledge and skills necessary to compete successfully in the global economy, participate in a democratic society and contribute positively as members of families and communities.*

### Abbreviations Key

N/A Not Applicable N/AV Not Available N/C Not Collected N/R Not Reported I/S Insufficient Sample TBD To be determined  
 NI Newly Identified CSI Continuing School Improvement CA Corrective Action RP Plan to Restructure R Restructure DELAY School Improvement Status HOLD School Improvement Status

# EAST CLARENDON MIDDLE/HIGH [Clarendon 3]

## SCHOOL PROFILE

	Our School	Change from Last Year	High Schools with Students Like Ours	Median High School
<b>Students (n=631)</b>				
Retention rate	0.3%	Up from 0.0%	3.7%	3.7%
Attendance rate	96.1%	Down from 96.8%	95.8%	95.4%
Eligible for gifted and talented	27.1%	Up from 2.4%	14.0%	12.4%
With disabilities other than speech	11.1%	Up from 9.3%	12.7%	12.8%
Older than usual for grade	6.7%	Down from 8.2%	9.2%	9.1%
Out-of-school suspensions or expulsions for violent and/or criminal offenses	2.2%	Up from 0.7%	1.2%	1.1%
Enrolled in AP/IB programs	0.0%	No Change	13.8%	13.1%
Successful on AP/IB exams	N/A	N/A	43.0%	50.4%
Eligible for LIFE Scholarship	25.0%	Down from 25.5%	31.2%	30.4%
Annual dropout rate	2.8%	Up from 1.5%	3.9%	3.1%
Career/technology students in co-curricular organizations	7.2%	Up from 0.0%	2.0%	2.2%
Enrollment in career/technology courses	137	Down from 250	392	424
Career/technology students attaining technical skills	82.6%	Up from 77.5%	77.2%	78.7%
<b>Teachers (n=41)</b>				
Teachers with advanced degrees	53.7%	Down from 63.6%	59.7%	60.4%
Continuing contract teachers	85.4%	Up from 81.8%	79.5%	76.6%
Teachers with emergency or provisional certificates	5.3%	Up from 5.0%	5.9%	6.5%
Teachers returning from previous year	84.6%	Up from 77.8%	87.6%	86.8%
Teacher attendance rate	96.2%	Up from 94.1%	95.8%	95.8%
Average teacher salary*	\$44,272	Up 2.1%	\$47,301	\$47,390
Classes not taught by highly qualified teachers	1.7%	Down from 15.0%	1.0%	2.8%
Professional development days/teacher	6.8 days	Down from 8.1 days	10.8 days	10.0 days
<b>School</b>				
Principal's years at school	1.0	No Change	3.8	4.0
Student-teacher ratio in core subjects	20.9 to 1	Down from 24.2 to 1	26.9 to 1	25.8 to 1
Prime instructional time	90.5%	Up from 89.7%	90.1%	90.1%
Dollars spent per pupil**	\$8,250	Up 4.1%	\$7,770	\$7,974
Percent of expenditures for teacher salaries**	46.6%	Up from 45.7%	54.3%	55.4%
Percent of expenditures for instruction**	55.8%	Up from 53.0%	59.7%	60.4%
Opportunities in the arts	Excellent	Up from Good	Excellent	Excellent
SACS accreditation	Yes	No Change	Yes	Yes
Parents attending conferences	90.2%	Down from 99.8%	95.7%	96.0%
Character development program	Below Average	Down from Good	Good	Good
% of AYP objectives met	88.2%	Down from 100.0%	66.7%	69.2%

\* Length of contract = 185+ days.

\*\* Prior year audited financial data available.

## REPORT OF PRINCIPAL AND SCHOOL IMPROVEMENT COUNCIL

East Clarendon has continued its proud tradition of academic excellence in 2009-2010. East Clarendon Middle School and East Clarendon High School have been combined to form one school, East Clarendon Middle/High. The school is in its third year as an accredited member of the Southern Association of Colleges and Schools. East Clarendon High School completed its first year in the High Schools That Work reform model in 2009-2010. East Clarendon Middle School began the process of Making Middle Grades Work with the start of the 2010-2011 school year.

East Clarendon Middle/High School meets the needs of our students by providing a challenging curriculum that incorporates traditional strategies in addition to innovative instructional techniques to engage all learners. The high school partners with Central Carolina Technical College's F.E. Dubose Center to enhance our course offerings. Students can participate in hands-on career training or dual credit college courses.

Our dedicated teachers are active members of professional organizations in their content areas and participate in professional development opportunities offered by those organizations. Six of our teachers are National Board certified.

Sports programs offered have also been successful this year. Varsity volleyball, golf, and softball won their regions. Extracurricular activities along with the athletic programs offered by our school broaden and extend students' learning experiences. It is our belief that the current programs, combined with the continued support of all stakeholders, provide all students a learning experience that enriches and facilitates academic and personal growth.

Kelvin Lemon, Principal  
Karen Creech, School Improvement Chair

## EVALUATION RESULTS

	Teachers	Students*	Parents*
Number of surveys returned	42	83	118
Percent satisfied with learning environment	92.7%	84.3%	85.6%
Percent satisfied with social and physical environment	90.2%	84.1%	78.4%
Percent satisfied with school-home relations	73.2%	92.8%	82.1%

\*Only students at the highest high school grade level at this school and their parents were included.

Comprehensive detail, including definitions of ratings, performance criteria, and explanations of status, is available on [www.ed.sc.gov](http://www.ed.sc.gov) and [www.eoc.sc.gov](http://www.eoc.sc.gov) as well as school and school district websites.

Printed versions are available from school districts upon request.

### Abbreviations Key

N/A Not Applicable N/AV Not Available N/C Not Collected N/R Not Reported I/S Insufficient Sample TBD To be determined  
NI Newly Identified CSI Continuing School Improvement CA Corrective Action RP Plan to Restructure R Restructure DELAY School Improvement Status HOLD School Improvement Status