SC Annual School Report Card Summary

CANE BAY HIGH
Berkeley
Grades: 9-11 **Enrollment: 1,134**
Principal: Dr. Lee A. Westberry
Superintendent: Dr. Anthony Parker
Board Chair: Kathy Schwalbe

PERFORMANCE

Comprehensive detail, including definitions of ratings, performance criteria, and explanations of status, is available on www.ed.sc.gov and www.eoc.sc.gov as well as school and school district websites. Printed versions are available from school districts upon request.

YEAR	ABSOLUTE RATING	GROWTH RATING	PALMETTO GOLD AND SILVER AWARD		AYP STATUS	NCLB IMPROVEMENT STATUS
			General Performance	Closing the Gap		
2010	N/A	N/A	TBD	TBD	Not Met	N/A
2009	N/A	N/A	N/A	N/A	Not Met	N/A
2008	N/A	N/A	N/A	N/A	N/A	N/A

ABSOLUTE RATINGS OF HIGH SCHOOLS WITH STUDENTS LIKE OURS*

EXCELLENT	GOOD	AVERAGE	BELOW AVERAGE	AT-RISK
4	15	18	1	0

** Ratings are calculated with data available by 03/24/2011. Schools with Students Like Ours are High Schools with Poverty Indices of no more than 5% above or below the index for this school.*

HIGH SCHOOL ASSESSMENT PROGRAM(HSAP) EXAM PASSAGE RATE(%): SECOND YEAR STUDENTS

	Our High School		High Schools with Students Like Ours	
	2009	2010	2009	2010
Passed 2 subtests (%)	84.9%	78.9%	77.4%	80.0%
Passed 1 subtest (%)	6.9%	13.5%	12.2%	10.7%
Passed no subtests (%)	8.2%	7.6%	10.5%	9.5%

HSAP PASSAGE RATE (%) BY SPRING 2010

	Our High School	High Schools with Students Like Ours
Passage Rate	N/A	90.9%

ON-TIME GRADUATION RATE

	Our High School	High Schools with Students Like Ours
Number of students	2	294
Number of Diplomas	0	214
Rate (%)	0.0%	73.7%

END OF COURSE TESTS - 2010

% of students scoring 70 or above on:	Our High School	High Schools with Students Like Ours
Algebra 1/Math for the Technologies 2	63.2	76.3
English 1	62.1	68.6
Physical Science	69.1	60.8
US History and the Constitution	49.1	45.0
All Tests	61.6	62.7

NAEP PERFORMANCE*

** Performance reported for SC and nation, data not available at school level. Percentages at NAEP Achievement Levels.*

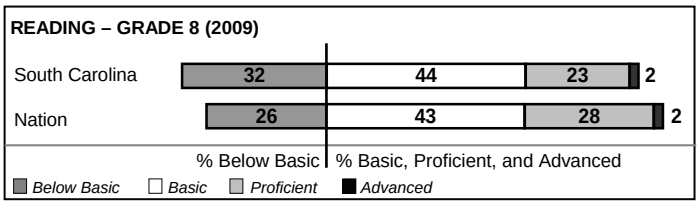





SC PERFORMANCE GOAL

2010 Goal:
By 2010, SC's student achievement will be ranked in the top half of the states nationally. To achieve this goal, we must become one of the fastest improving systems in the country.

2020 Vision:
By 2020 all students will graduate with the knowledge and skills necessary to compete successfully in the global economy, participate in a democratic society and contribute positively as members of families and communities.

Abbreviations Key
N/A Not Applicable **N/AV** Not Available **N/C** Not Collected **N/R** Not Reported **I/S** Insufficient Sample **TBD** To be determined
NI Newly Identified **CSI** Continuing School Improvement **CA** Corrective Action **RP** Plan to Restructure **R** Restructure **DELAY** School Improvement Status **HOLD** School Improvement Status

CANE BAY HIGH [Berkeley]

SCHOOL PROFILE

	Our School	Change from Last Year	High Schools with Students Like Ours	Median High School
Students (n=1,134)				
Retention rate	0.0%	No Change	3.5%	3.7%
Attendance rate	95.9%	Up from 95.8%	95.7%	95.4%
Eligible for gifted and talented	0.0%	No Change	16.4%	12.4%
With disabilities other than speech	13.5%	Up from 12.9%	12.3%	12.8%
Older than usual for grade	5.4%	Up from 4.1%	8.7%	9.1%
Out-of-school suspensions or expulsions for violent and/or criminal offenses	0.4%	Down from 0.5%	1.3%	1.1%
Enrolled in AP/IB programs	6.9%	N/R	16.7%	13.1%
Successful on AP/IB exams	59.1%	N/A	52.7%	50.4%
Eligible for LIFE Scholarship	N/R	N/R	31.5%	30.4%
Annual dropout rate	3.2%	N/A	3.5%	3.1%
Career/technology students in co-curricular organizations	7.6%	Up from 4.7%	1.6%	2.2%
Enrollment in career/technology courses	740	Up from 392	440	424
Career/technology students attaining technical skills	69.3%	Down from 81.4%	81.9%	78.7%
Teachers (n=63)				
Teachers with advanced degrees	65.1%	Down from 68.3%	62.5%	60.4%
Continuing contract teachers	50.8%	Down from 61.0%	80.4%	76.6%
Teachers with emergency or provisional certificates	13.6%	Down from 13.9%	5.2%	6.5%
Teachers returning from previous year	N/A	N/A	87.8%	86.8%
Teacher attendance rate	95.5%	Down from 98.2%	96.2%	95.8%
Average teacher salary*	$45,116	Down 0.2%	$48,348	$47,390
Classes not taught by highly qualified teachers	0.0%	Down from 4.0%	0.8%	2.8%
Professional development days/teacher	9.1 days	Down from 10.9 days	10.4 days	10.0 days
School				
Principal's years at school	3.0	Up from 2.0	4.5	4.0
Student-teacher ratio in core subjects	31.5 to 1	Up from 25.8 to 1	27.7 to 1	25.8 to 1
Prime instructional time	90.9%	Down from 93.1%	91.2%	90.1%
Dollars spent per pupil**	$7,222	N/A	$7,722	$7,974
Percent of expenditures for teacher salaries**	52.8%	N/A	54.3%	55.4%
Percent of expenditures for instruction**	55.1%	N/A	59.8%	60.4%
Opportunities in the arts	Excellent	Up from Good	Excellent	Excellent
SACS accreditation	Yes	No Change	Yes	Yes
Parents attending conferences	96.1%	Up from 87.7%	96.0%	96.0%
Character development program	Good	Up from Average	Good	Good
% of AYP objectives met	52.4%	Down from 88.2%	76.5%	69.2%

* Length of contract = 185+ days.

** Prior year audited financial data available.

EVALUATION RESULTS

	Teachers	Students*	Parents*
Number of surveys returned	64	266	73
Percent satisfied with learning environment	66.7%	82.6%	97.1%
Percent satisfied with social and physical environment	75.0%	87.9%	91.7%
Percent satisfied with school-home relations	68.8%	90.6%	84.5%

*Only students at the highest high school grade level at this school and their parents were included.

Comprehensive detail, including definitions of ratings, performance criteria, and explanations of status, is available on **www.ed.sc.gov** and **www.eoc.sc.gov** as well as school and school district websites.

Printed versions are available from school districts upon request.

REPORT OF PRINCIPAL AND SCHOOL IMPROVEMENT COUNCIL

Cane Bay High School (CBHS) was established in 2008 and has a student population of 1,114 ninth, tenth, and eleventh graders. The dedication of teachers and staff, commitment and support of the community, and academic and athletic achievements of the students have driven Cane Bay High School to unparalleled status in the district as well as the state. Recognitions, awards, and accomplishments in the arts include (but are not limited to) the following: All County, All Region, and All State Orchestra, Chorus, and Band; many successful drama performances; first marching band division championship; 2010 Piccolo Spoleto Rising Stars Participants; and Coastal Carolina Fair Young Art Contest Winners. Students also excelled in state DECA and FBLA competitions. In athletics, student teams earned honors at the regional and state levels.

Our continued vision is to challenge and empower students to be successful in a competitive world. The curriculum at CBHS includes Advanced Placement, Honors, College Preparatory, and Applied Technology courses designed to challenge and augment student proficiency in all areas. During the 2010-2011 school year, the curriculum will include English IV Advanced Placement, Teacher Cadet, dual-credit course in English through Trident Technical College, a wide array of elective courses, and more. Our first graduates, the Class of 2011, will explore opportunities and meet academic challenges that will launch them into successful careers and postsecondary education.

Through “High Schools That Work,” a school improvement model, CBHS continues to embrace research-based best practice strategies and ideas. Employment of this model allows for common assessments in all courses; collaboration and teamwork among teachers, departments, and grade levels; standards-based instruction; and differentiated instruction.

CBHS has triumphed, as true champions, in every avenue of school life; this is evident through the numerous accomplishments and achievements of the school and community. As the incoming 2010-2011 principal, I look forward to embracing the spirit of victory in all endeavors for the sake of student success.

Dr. Lee A. Westberry, Principal
Mr. Lee Larrew, SIC President

Abbreviations Key

N/A Not Applicable **N/AV** Not Available **N/C** Not Collected **N/R** Not Reported **I/S** Insufficient Sample **TBD** To be determined
NI Newly Identified **CSI** Continuing School Improvement **CA** Corrective Action **RP** Plan to Restructure **R** Restructure **DELAY** School Improvement Status **HOLD** School Improvement Status