

SC Annual School Report Card Summary

BATTERY CREEK HIGH
Beaufort County
Grades: 9-12 **Enrollment: 1,217**
Principal: Edmond Burnes
Superintendent: Dr. Valerie Truesdale
Board Chair: Fred Washington

PERFORMANCE

Comprehensive detail, including definitions of ratings, performance criteria, and explanations of status, is available on www.ed.sc.gov and www.eoc.sc.gov as well as school and school district websites. Printed versions are available from school districts upon request.

YEAR	ABSOLUTE RATING	GROWTH RATING	PALMETTO GOLD AND SILVER AWARD		AYP STATUS	NCLB IMPROVEMENT STATUS
			General Performance	Closing the Gap		
2010	Average	At-Risk	TBD	TBD	Not Met	N/A
2009	Below Average	At-Risk	N/A	N/A	Not Met	N/A
2008	Average	Excellent	Gold	N/A	Not Met	N/A

ABSOLUTE RATINGS OF HIGH SCHOOLS WITH STUDENTS LIKE OURS*

EXCELLENT	GOOD	AVERAGE	BELOW AVERAGE	AT-RISK
0	8	24	2	0

** Ratings are calculated with data available by 09/29/2011. Schools with Students Like Ours are High Schools with Poverty Indices of no more than 5% above or below the index for this school.*

HIGH SCHOOL ASSESSMENT PROGRAM(HSAP) EXAM PASSAGE RATE(%): SECOND YEAR STUDENTS

	Our High School		High Schools with Students Like Ours	
	2009	2010	2009	2010
Passed 2 subtests (%)	61.9%	67.0%	72.9%	76.2%
Passed 1 subtest (%)	17.0%	13.3%	14.2%	12.6%
Passed no subtests (%)	21.1%	19.8%	12.8%	12.3%

HSAP PASSAGE RATE (%) BY SPRING 2010

	Our High School	High Schools with Students Like Ours
Passage Rate	85.7%	88.7%

ON-TIME GRADUATION RATE

	Our High School	High Schools with Students Like Ours
Number of students	389	249
Number of Diplomas	211	173
Rate (%)	54.2%	70.8%

END OF COURSE TESTS - 2010

% of students scoring 70 or above on:	Our High School	High Schools with Students Like Ours
Algebra 1/Math for the Technologies 2	51.1	71.6
English 1	57.1	62.7
Physical Science	43.3	47.7
US History and the Constitution	26.2	36.7
All Tests	43.9	53.2

NAEP PERFORMANCE*

** Performance reported for SC and nation, data not available at school level. Percentages at NAEP Achievement Levels.*

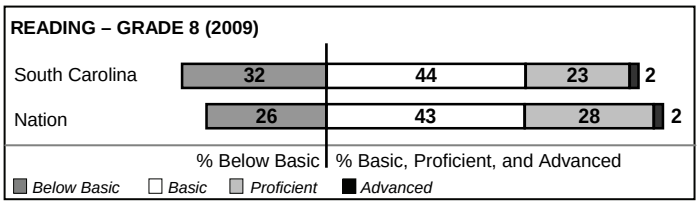





SC PERFORMANCE GOAL

2010 Goal:
By 2010, SC's student achievement will be ranked in the top half of the states nationally. To achieve this goal, we must become one of the fastest improving systems in the country.

2020 Vision:
By 2020 all students will graduate with the knowledge and skills necessary to compete successfully in the global economy, participate in a democratic society and contribute positively as members of families and communities.

Abbreviations Key
N/A Not Applicable **N/AV** Not Available **N/C** Not Collected **N/R** Not Reported **I/S** Insufficient Sample **TBD** To be determined
NI Newly Identified **CSI** Continuing School Improvement **CA** Corrective Action **RP** Plan to Restructure **R** Restructure **DELAY** School Improvement Status **HOLD** School Improvement Status

BATTERY CREEK HIGH [Beaufort County]

SCHOOL PROFILE

	Our School	Change from Last Year	High Schools with Students Like Ours	Median High School
Students (n=1,217)				
Retention rate	4.8%	Down from 8.5%	4.0%	3.7%
Attendance rate	96.1%	Down from 98.1%	95.3%	95.4%
Eligible for gifted and talented	10.9%	Down from 11.0%	9.6%	12.4%
With disabilities other than speech	10.9%	Down from 11.0%	13.9%	12.8%
Older than usual for grade	10.0%	Down from 10.7%	10.0%	9.1%
Out-of-school suspensions or expulsions for violent and/or criminal offenses	0.1%	Up from 0.0%	0.4%	1.1%
Enrolled in AP/IB programs	16.0%	Down from 16.7%	11.6%	13.1%
Successful on AP/IB exams	40.3%	Down from 49.7%	47.7%	50.4%
Eligible for LIFE Scholarship	34.9%	Down from 35.9%	31.2%	30.4%
Annual dropout rate	0.4%	Down from 4.3%	3.5%	3.1%
Career/technology students in co-curricular organizations	1.1%	Up from 0.0%	3.4%	2.2%
Enrollment in career/technology courses	781	Down from 950	484	424
Career/technology students attaining technical skills	60.6%	Down from 63.2%	78.6%	78.7%
Teachers (n=81)				
Teachers with advanced degrees	50.6%	Down from 56.8%	58.5%	60.4%
Continuing contract teachers	66.7%	Up from 65.9%	76.8%	76.6%
Teachers with emergency or provisional certificates	11.4%	Up from 7.6%	7.3%	6.5%
Teachers returning from previous year	79.9%	Up from 76.2%	86.7%	86.8%
Teacher attendance rate	91.0%	Down from 95.4%	95.2%	95.8%
Average teacher salary*	$49,775	Down 1.9%	$46,758	$47,390
Classes not taught by highly qualified teachers	7.0%	Up from 5.0%	2.3%	2.8%
Professional development days/teacher	16.4 days	Down from 17.3 days	9.3 days	10.0 days
School				
Principal's years at school	5.0	Up from 4.0	4.0	4.0
Student-teacher ratio in core subjects	27.9 to 1	Up from 25.1 to 1	25.9 to 1	25.8 to 1
Prime instructional time	84.8%	Down from 91.7%	89.2%	90.1%
Dollars spent per pupil**	$7,949	Up 12.5%	$8,051	$7,974
Percent of expenditures for teacher salaries**	61.2%	Up from 52.6%	55.7%	55.4%
Percent of expenditures for instruction**	64.8%	No Change	60.6%	60.4%
Opportunities in the arts	Excellent	No Change	Excellent	Excellent
SACS accreditation	Yes	No Change	Yes	Yes
Parents attending conferences	69.2%	Down from 76.8%	94.6%	96.0%
Character development program	Below Average	No Change	Good	Good
% of AYP objectives met	70.6%	Up from 58.8%	61.9%	69.2%

* Length of contract = 185+ days.

** Prior year audited financial data available.

EVALUATION RESULTS

	Teachers	Students*	Parents*
Number of surveys returned	53	175	21
Percent satisfied with learning environment	58.0%	54.9%	50.0%
Percent satisfied with social and physical environment	48.1%	60.7%	42.9%
Percent satisfied with school-home relations	50.0%	73.4%	70.0%

*Only students at the highest high school grade level at this school and their parents were included.

Comprehensive detail, including definitions of ratings, performance criteria, and explanations of status, is available on **www.ed.sc.gov** and **www.eoc.sc.gov** as well as school and school district websites.

Printed versions are available from school districts upon request.

REPORT OF PRINCIPAL AND SCHOOL IMPROVEMENT COUNCIL

Battery Creek High School (BCHS), located in a rural area that is north and west of the city of Beaufort, continues to be the home of Dolphin Pride. We are one of the four public high schools in Beaufort County that is demographically 65.2% Black, 27.2% White, 6.0% Hispanic, and 1.6% Other. Combined with pockets of 4x4 classes, we continue to operate predominately on an AB block schedule. Our basic structure is driven by a focus on the selection of career majors.

For the second year in a row, we have executed the concept of parents making honor rolls via our established “Parent Honor Roll” Program. Parents, by fulfilling criteria established in support of discipline, attendance, and academics, have celebrated being honored twice a year. The excitement of these celebrations has mirrored celebrations of athletic successes. More than six hundred parents were recently honored for making our Parent Honor Roll for positively impacting the lives of students by supporting our school’s efforts or by simply being there for their children.

Driven by the pursuit of providing an optimal learning environment that will promote the greatest opportunities for success, our Leadership Team and all staff members continued to implement various practices of the High Schools That Work (HSTW) comprehensive school reform model. Focus teams continued to work diligently to recommend practices for implementation. With pockets of successes from the previous school year to build on in the area of end-of-course testing in algebra and physical science, topped off with a fairly significant graduation rate improvement, we are continually seeking ways to improve in other assessed areas. To enhance the likelihood of successes, we continued to employ our quarterly celebrations of student achievement, utilized pull-out programs, analyzed MAP data for developing strategies for addressing areas of academic challenges, and offered extra help after school hours via our 21st Century Learning Center Grant. We also continued the execution of our Drop Everything and Do Math and Drop Everything and Read initiatives. Stakeholders were also invited to share in the recommendation of the most effective use of funds (to improve student achievement) that were awarded to our school for being a Palmetto Gold Award winner the previous year.

Extracurricular activity participation continued to grow at BCHS, and the excitement surrounding our student activity programs was enhanced by many continued successes in our athletic arenas. The successes were complemented by a record number of students who were offered scholarships to participate in collegiate athletics. Our MCJROTC program maintained its recognition as a flagship cadet training organization throughout our state and was proud to learn that one of its female cadets earned the highest fitness challenge score in our Nation among two hundred sixty (260) units. In the field of athletics, our boys' basketball team repeated as region champions (including a final eight finish), our wrestling team maintained its top ten State status, and several of our teams qualified for the State playoffs. For the second year in a row, our boys' track team was crowned State runner-up. With pride, we have adopted a new motto: The Creek – where Dolphins make a wave every day.

Edmond Burnes, Principal
Betty Shell, School Improvement Council Chair

Abbreviations Key

N/A Not Applicable **N/AV** Not Available **N/C** Not Collected **N/R** Not Reported **I/S** Insufficient Sample **TBD** To be determined
NI Newly Identified **CSI** Continuing School Improvement **CA** Corrective Action **RP** Plan to Restructure **R** Restructure **DELAY** School Improvement Status **HOLD** School Improvement Status