



# SC Annual School Report Card Summary

**WILLOW DRIVE ELEMENTARY**  
**Sumter 17**  
**Grades: PK-5** Enrollment: 537  
**Principal: Melissa O'Connor**  
**Superintendent: Zona W. Jefferson, Ph.D.**  
**Board Chair: Mr. Greg L. Simonson**

## PERFORMANCE

Comprehensive detail, including definitions of ratings, performance criteria, and explanations of status, is available on [www.ed.sc.gov](http://www.ed.sc.gov) and [www.eoc.sc.gov](http://www.eoc.sc.gov) as well as school and school district websites. Printed versions are available from school districts upon request.

YEAR	ABSOLUTE RATING	GROWTH RATING	PALMETTO GOLD AND SILVER AWARD		AYP STATUS	NCLB IMPROVEMENT STATUS
			General Performance	Closing the Gap		
2010	Average	Good	TBD	TBD	Met	N/A
2009	Average	Average	N/A	N/A	Met	CA-DELAY
2008	Below Average	Below Average	N/A	N/A	Not Met	CA

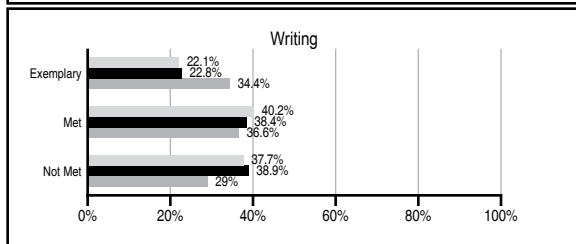
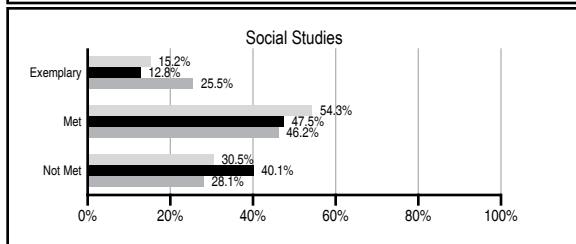
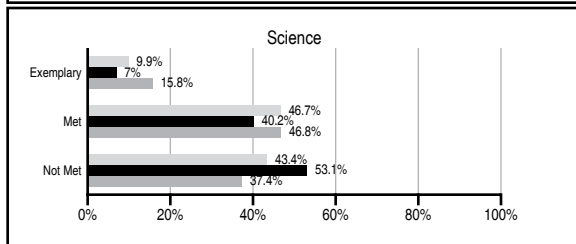
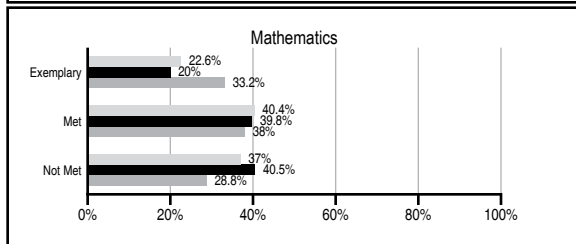
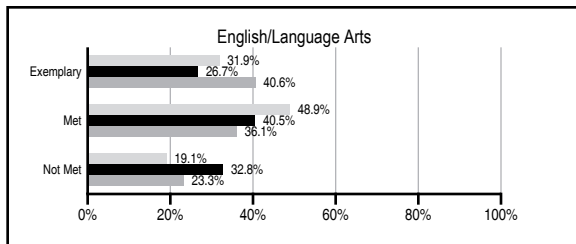
## ABSOLUTE RATINGS OF ELEMENTARY SCHOOLS WITH STUDENTS LIKE OURS\*

EXCELLENT	GOOD	AVERAGE	BELOW AVERAGE	AT-RISK
0	3	102	48	20

\*Ratings are calculated with data available by 03/09/2011. Schools with Students Like Ours are Elementary Schools with Poverty Indices of no more than 5% above or below the index for this school.

## PASS PERFORMANCE

Our School
  Elementary Schools with Students Like Ours
  Elementary schools statewide



## NAEP PERFORMANCE\*

\* Performance reported for SC and nation, data not available at school level. Percentages at NAEP Achievement Levels.



## SC PERFORMANCE GOAL

**2010 Goal:**  
 By 2010, SC's student achievement will be ranked in the top half of the states nationally. To achieve this goal, we must become one of the fastest improving systems in the country.

**2020 Vision:**  
 By 2020 all students will graduate with the knowledge and skills necessary to compete successfully in the global economy, participate in a democratic society and contribute positively as members of families and communities.

### Abbreviations Key

N/A Not Applicable N/AV Not Available N/C Not Collected N/R Not Reported I/S Insufficient Sample TBD To be determined

NI Newly Identified CSI Continuing School Improvement CA Corrective Action RP Plan to Restructure R Restructure DELAY School Improvement Status HOLD School Improvement Status

# WILLOW DRIVE ELEMENTARY [Sumter 17]

## SCHOOL PROFILE

	Our School	Change from Last Year	Elementary Schools with Students Like Ours	Median Elementary School
<b>Students (n=537)</b>				
Retention rate	2.4%	Down from 5.0%	1.5%	1.2%
Attendance rate	94.6%	Down from 95.3%	95.8%	96.1%
Eligible for gifted and talented	5.8%	Down from 8.4%	5.0%	11.7%
With disabilities other than speech	7.5%	Down from 9.0%	8.5%	8.0%
Older than usual for grade	2.0%	Down from 2.7%	0.8%	0.4%
Out-of-school suspensions or expulsions for violent and/or criminal offenses	0.0%	No Change	0.0%	0.0%
<b>Teachers (n=43)</b>				
Teachers with advanced degrees	67.4%	Up from 59.6%	58.3%	60.5%
Continuing contract teachers	90.7%	Up from 85.1%	80.0%	84.6%
Teachers with emergency or provisional certificates	2.5%	Up from 2.3%	0.0%	0.0%
Teachers returning from previous year	90.5%	Up from 89.4%	84.7%	87.0%
Teacher attendance rate	95.7%	Up from 94.7%	95.3%	95.4%
Average teacher salary*	\$46,870	Down 1.2%	\$45,439	\$47,288
Classes not taught by highly qualified teachers	0.0%	No Change	0.0%	0.0%
Professional development days/teacher	5.7 days	Down from 8.7 days	10.9 days	10.5 days
<b>School</b>				
Principal's years at school	9.0	Up from 7.0	4.0	4.0
Student-teacher ratio in core subjects	14.0 to 1	Down from 14.9 to 1	17.7 to 1	19.2 to 1
Prime instructional time	89.9%	Up from 89.4%	90.3%	90.8%
Opportunities in the arts	Good	No Change	Good	Good
SACS accreditation	Yes	No Change	Yes	Yes
Parents attending conferences	100.0%	Up from 88.7%	100.0%	100.0%
Character development program	Excellent	No Change	Excellent	Excellent
Dollars spent per pupil**	\$7,312	Down 3.3%	\$8,356	\$7,548
Percent of expenditures for instruction**	71.4%	Down from 72.0%	68.2%	68.7%
Percent of expenditures for teacher salaries**	70.2%	Up from 67.0%	63.0%	65.1%
% of AYP objectives met	100.0%	No Change	100.0%	100.0%

\* Length of contract = 185+ days.

\*\* Prior year audited financial data available.

## EVALUATION RESULTS

	Teachers	Students*	Parents*
Number of surveys returned	25	92	57
Percent satisfied with learning environment	96.0%	78.3%	80.0%
Percent satisfied with social and physical environment	84.0%	69.6%	73.2%
Percent satisfied with school-home relations	52.0%	85.7%	85.2%

\*Only students at the highest elementary school grade level at this school and their parents were included.

## REPORT OF PRINCIPAL AND SCHOOL IMPROVEMENT COUNCIL

Willow Drive Elementary is known as a friendly, neighborhood school. Most of our students live within walking distance, and we strive to create a warm, family-like atmosphere for our students, parents, and staff members. Many parent-involvement opportunities are implemented throughout the school year. Teachers work collaboratively with parents to ensure that all children have a positive learning experience.

Willow Drive School serves primarily a lower income population, with 85-90% of our students qualifying for free or reduced priced meals. We also have a rather transient population, as approximately 30% of our students transfer on a yearly basis. In spite of these challenges, we have been fortunate to experience significant improvement in our goals of increasing student achievement and improving student discipline.

Some of the steps that were taken to accomplish this include correlating our curriculum with the state standards, participation in ongoing professional development, reducing class size in all grades, Reading Recovery for at-risk first graders, small group reading, the Read 180 program, Math Intervention, inclusion challenge classes, and a variety of parent-involvement activities. We also involve our students in community-service projects such as Jump Rope for Heart, Salvation Army Canned Food Drive, Christmas Cards for Shaw, Pennies for Patients, March of Dimes, and more.

We are also proud to have the Science Connections Magnet program at our school. The magnet program is offered to all district students who meet the criteria and are selected for the program. The program emphasizes science throughout all of the content areas. The University of South Carolina professors have partnered with our school to enhance the science instruction for our students.

In addition, Willow Drive Elementary School has been awarded numerous grants for improvements to our facility. We received a grant and many donations to create a beautiful learning garden in one of our courtyards. In addition, the Sumter County Family Lifestyles awarded us a grant for creating a recreational park on our playground area. Due to close proximity, the YMCA has partnered with our school to enhance afterschool programs. In closing, be assured the faculty and staff are dedicated to the mission of educating all children to their highest potential at Willow Drive Elementary.

Dr. Melissa O'Connor, Principal

Comprehensive detail, including definitions of ratings, performance criteria, and explanations of status, is available on [www.ed.sc.gov](http://www.ed.sc.gov) and [www.eoc.sc.gov](http://www.eoc.sc.gov) as well as school and school district websites.

Printed versions are available from school districts upon request.

### Abbreviations Key

N/A Not Applicable N/AV Not Available N/C Not Collected N/R Not Reported I/S Insufficient Sample TBD To be determined

NI Newly Identified CSI Continuing School Improvement CA Corrective Action RP Plan to Restructure R Restructure DELAY School Improvement Status HOLD School Improvement Status