



SC Annual School Report Card Summary

WILDER ELEMENTARY
Sumter 17
Grades: PK-5 Enrollment: 540
Principal: Maria Newton-Ta'Bon
Superintendent: Zona W. Jefferson, Ph.D.
Board Chair: Mr. Greg L. Simonson

PERFORMANCE

Comprehensive detail, including definitions of ratings, performance criteria, and explanations of status, is available on www.ed.sc.gov and www.eoc.sc.gov as well as school and school district websites. Printed versions are available from school districts upon request.

YEAR	ABSOLUTE RATING	GROWTH RATING	PALMETTO GOLD AND SILVER AWARD		AYP STATUS	NCLB IMPROVEMENT STATUS
			General Performance	Closing the Gap		
2010	Average	Excellent	TBD	TBD	Met	NI-DELAY
2009	Average	Good	Silver	N/A	Not Met	NI
2008	Average	Good	Silver	Silver	Not Met	N/A

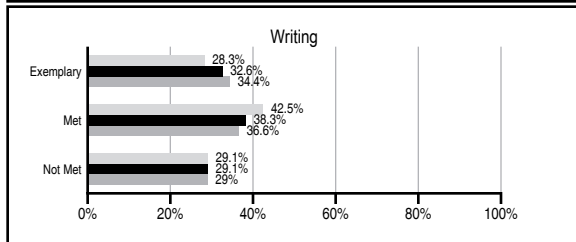
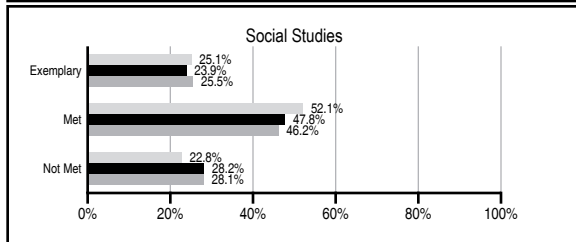
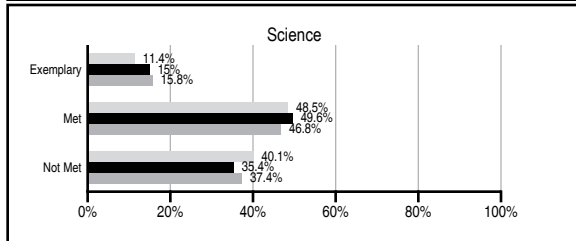
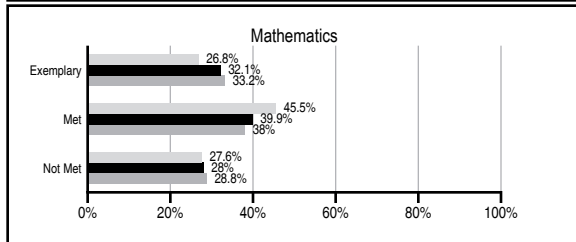
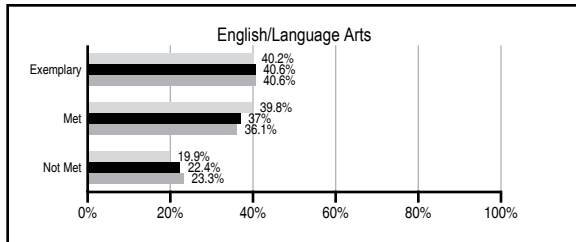
ABSOLUTE RATINGS OF ELEMENTARY SCHOOLS WITH STUDENTS LIKE OURS*

EXCELLENT	GOOD	AVERAGE	BELOW AVERAGE	AT-RISK
7	24	85	2	0

* Ratings are calculated with data available by 03/09/2011. Schools with Students Like Ours are Elementary Schools with Poverty Indices of no more than 5% above or below the index for this school.


PASS PERFORMANCE

Our School
 Elementary Schools with Students Like Ours
 Elementary schools statewide



NAEP PERFORMANCE*

* Performance reported for SC and nation, data not available at school level. Percentages at NAEP Achievement Levels.



SC PERFORMANCE GOAL

2010 Goal:
 By 2010, SC's student achievement will be ranked in the top half of the states nationally. To achieve this goal, we must become one of the fastest improving systems in the country.

2020 Vision:
 By 2020 all students will graduate with the knowledge and skills necessary to compete successfully in the global economy, participate in a democratic society and contribute positively as members of families and communities.

Abbreviations Key

N/A Not Applicable N/AV Not Available N/C Not Collected N/R Not Reported I/S Insufficient Sample TBD To be determined

NI Newly Identified CSI Continuing School Improvement CA Corrective Action RP Plan to Restructure R Restructure DELAY School Improvement Status HOLD School Improvement Status

WILDER ELEMENTARY [Sumter 17]

SCHOOL PROFILE

	Our School	Change from Last Year	Elementary Schools with Students Like Ours	Median Elementary School
Students (n=540)				
Retention rate	1.9%	Down from 5.3%	1.2%	1.2%
Attendance rate	96.5%	Down from 96.6%	95.9%	96.1%
Eligible for gifted and talented	7.5%	No Change	11.8%	11.7%
With disabilities other than speech	11.3%	Down from 11.9%	8.6%	8.0%
Older than usual for grade	2.8%	Down from 3.2%	0.4%	0.4%
Out-of-school suspensions or expulsions for violent and/or criminal offenses	0.4%	Up from 0.0%	0.0%	0.0%
Teachers (n=37)				
Teachers with advanced degrees	62.2%	Up from 60.5%	59.3%	60.5%
Continuing contract teachers	83.8%	Up from 81.6%	86.3%	84.6%
Teachers with emergency or provisional certificates	11.4%	Up from 11.1%	0.0%	0.0%
Teachers returning from previous year	87.7%	Up from 85.3%	88.5%	87.0%
Teacher attendance rate	96.5%	Up from 95.6%	95.4%	95.4%
Average teacher salary*	\$44,430	Up 1.1%	\$47,002	\$47,288
Classes not taught by highly qualified teachers	0.0%	No Change	0.0%	0.0%
Professional development days/teacher	7.0 days	Up from 5.9 days	10.3 days	10.5 days
School				
Principal's years at school	7.0	Up from 6.0	4.0	4.0
Student-teacher ratio in core subjects	18.3 to 1	Up from 17.7 to 1	19.2 to 1	19.2 to 1
Prime instructional time	92.5%	Up from 91.7%	90.5%	90.8%
Opportunities in the arts	Good	No Change	Good	Good
SACS accreditation	Yes	No Change	Yes	Yes
Parents attending conferences	100.0%	Up from 97.9%	100.0%	100.0%
Character development program	Excellent	No Change	Excellent	Excellent
Dollars spent per pupil**	\$7,080	Down 7.5%	\$7,400	\$7,548
Percent of expenditures for instruction**	68.7%	No Change	67.4%	68.7%
Percent of expenditures for teacher salaries**	62.1%	Up from 60.1%	64.3%	65.1%
% of AYP objectives met	100.0%	Up from 95.2%	100.0%	100.0%

* Length of contract = 185+ days.

** Prior year audited financial data available.

EVALUATION RESULTS

	Teachers	Students*	Parents*
Number of surveys returned	37	76	69
Percent satisfied with learning environment	97.3%	78.9%	94.1%
Percent satisfied with social and physical environment	100.0%	69.7%	89.6%
Percent satisfied with school-home relations	91.9%	80.3%	94.0%

*Only students at the highest elementary school grade level at this school and their parents were included.

REPORT OF PRINCIPAL AND SCHOOL IMPROVEMENT COUNCIL

In our continued efforts to increase student achievement, the instructional focus for the 2009-2010 school year was to improve mathematics and increase scores on the MAP (Measures of Academic Progress) assessment, which will reflect our scores for the PASS state test. The teachers and administrators actively participated in district and school-sponsored staff development and attended workshops. Teachers volunteered their time after school to provide tutoring for individual students or in the afterschool "Soaring High Academy" program.

Our School Improvement Council (SIC) and Parent Teacher Association (PTA), along with the staff, provided monthly meetings and Family Day/Night opportunities for parents and community members to become actively involved in our school programs. Members of our community were involved in such activities as Reading For the Record (which was sponsored by PTA and involved the reading of The Very Hungry Caterpillar by Eric Carle to all students in our school), Career Day, One Hundredth Day Celebration (involving 100 plus men for lunch), Heritage Night, American Education Week (focusing on college/trade school), Father/Daughter Dance, Mother/Son Dance, WOW! Wilder has Talent, and Field Day. Evening and day-time parent workshops were well attended, covering academics as well as parenting. In the spring of the year, our school was recognized for the second time as a "Palmetto Silver" award winner for general performance.

Our students and parents welcomed school choice within our building of single-gender and looping. We graduated the first two male single-gender, looping classes this spring. Students believed that single-gender, looping, and morning meetings provided them opportunities to foster lifelong relationships with classmates and teachers. Our students continue to participate in various extracurricular activities provided by volunteer staff members, such as Chorus, Steel Drum Band, Get Fit, Jump Rope Club, Dazzling Dancers, Football, Cheerleaders and First Priority. Our guidance counselor continued the mentoring program with the help of community members and Shaw Air Force Base personnel.

In closing, the staff of Wilder Elementary School is elated and honored to have Alisa Black as the 2010-2011 Teacher of the Year. Mrs. Black is considered a master teacher of our male single-gender population, and we are very proud to have her represent our school and district.

Maria Newton-Ta'Bon, Principal
Derrick Rhames, School Improvement Council Chair

Comprehensive detail, including definitions of ratings, performance criteria, and explanations of status, is available on www.ed.sc.gov and www.eoc.sc.gov as well as school and school district websites.

Printed versions are available from school districts upon request.

Abbreviations Key

N/A Not Applicable N/AV Not Available N/C Not Collected N/R Not Reported I/S Insufficient Sample TBD To be determined

NI Newly Identified CSI Continuing School Improvement CA Corrective Action RP Plan to Restructure R Restructure DELAY School Improvement Status HOLD School Improvement Status