



# SC Annual School Report Card Summary

**MILLWOOD ELEMENTARY**  
Sumter 17

Grades: PK-5

Enrollment: 681

Principal: John B. Hilton Jr.

Superintendent: Zona W. Jefferson, Ph.D.

Board Chair: Mr. Greg L. Simonson

## PERFORMANCE

Comprehensive detail, including definitions of ratings, performance criteria, and explanations of status, is available on [www.ed.sc.gov](http://www.ed.sc.gov) and [www.eoc.sc.gov](http://www.eoc.sc.gov) as well as school and school district websites. Printed versions are available from school districts upon request.

YEAR	ABSOLUTE RATING	GROWTH RATING	PALMETTO GOLD AND SILVER AWARD		AYP STATUS	NCLB IMPROVEMENT STATUS
			General Performance	Closing the Gap		
2010	Good	Excellent	TBD	TBD	Met	N/A
2009	Good	Good	Silver	Silver	Met	N/A
2008	Good	Average	N/A	Silver	Met	N/A

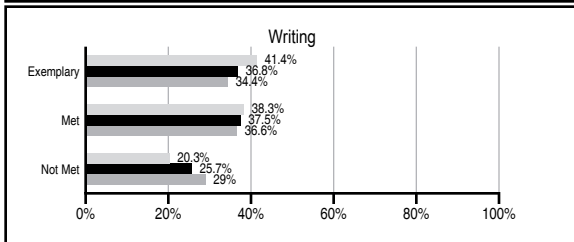
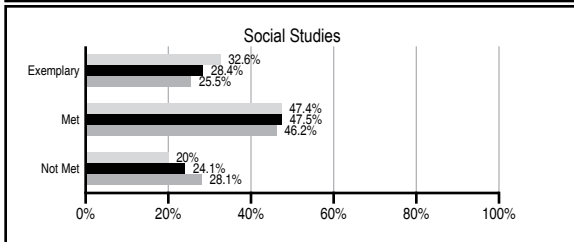
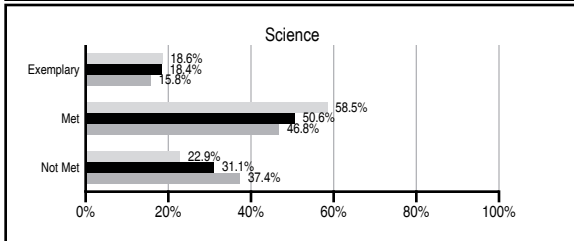
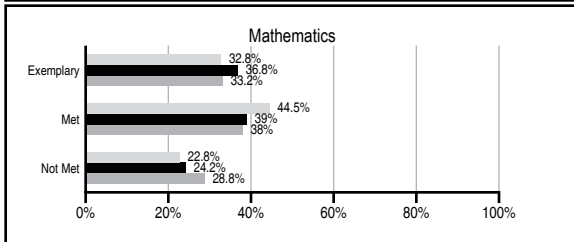
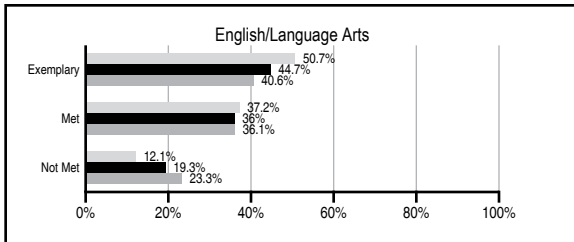
## ABSOLUTE RATINGS OF ELEMENTARY SCHOOLS WITH STUDENTS LIKE OURS\*

EXCELLENT	GOOD	AVERAGE	BELOW AVERAGE	AT-RISK
14	35	45	0	0

\* Ratings are calculated with data available by 03/09/2011. Schools with Students Like Ours are Elementary Schools with Poverty Indices of no more than 5% above or below the index for this school.

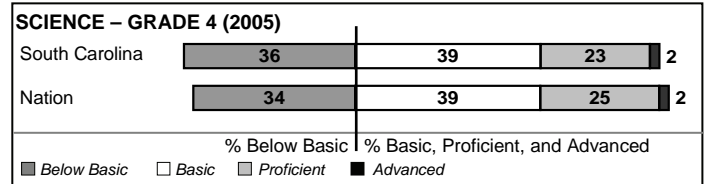

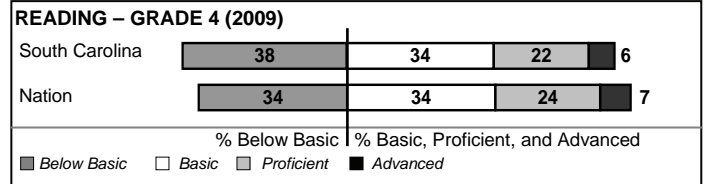
## PASS PERFORMANCE

Our School
  Elementary Schools with Students Like Ours
  Elementary schools statewide



## NAEP PERFORMANCE\*

\* Performance reported for SC and nation, data not available at school level. Percentages at NAEP Achievement Levels.



### SC PERFORMANCE GOAL

#### 2010 Goal:

By 2010, SC's student achievement will be ranked in the top half of the states nationally. To achieve this goal, we must become one of the fastest improving systems in the country.

#### 2020 Vision:

By 2020 all students will graduate with the knowledge and skills necessary to compete successfully in the global economy, participate in a democratic society and contribute positively as members of families and communities.

#### Abbreviations Key

N/A Not Applicable N/AV Not Available N/C Not Collected N/R Not Reported I/S Insufficient Sample TBD To be determined

NI Newly Identified CSI Continuing School Improvement CA Corrective Action RP Plan to Restructure R Restructure DELAY School Improvement Status HOLD School Improvement Status

# MILLWOOD ELEMENTARY [Sumter 17]

## SCHOOL PROFILE

	Our School	Change from Last Year	Elementary Schools with Students Like Ours	Median Elementary School
<b>Students (n=681)</b>				
Retention rate	1.8%	Down from 4.2%	1.2%	1.2%
Attendance rate	96.0%	Down from 96.1%	96.0%	96.1%
Eligible for gifted and talented	13.5%	Down from 16.0%	14.2%	11.7%
With disabilities other than speech	10.0%	Down from 10.8%	8.3%	8.0%
Older than usual for grade	1.7%	Down from 1.8%	0.3%	0.4%
Out-of-school suspensions or expulsions for violent and/or criminal offenses	0.0%	No Change	0.0%	0.0%
<b>Teachers (n=47)</b>				
Teachers with advanced degrees	34.0%	Up from 32.7%	59.3%	60.5%
Continuing contract teachers	83.0%	Up from 79.6%	85.7%	84.6%
Teachers with emergency or provisional certificates	2.4%	Up from 2.3%	0.0%	0.0%
Teachers returning from previous year	84.5%	Up from 83.7%	86.7%	87.0%
Teacher attendance rate	93.8%	Down from 95.7%	95.5%	95.4%
Average teacher salary*	\$41,328	Up 0.9%	\$47,524	\$47,288
Classes not taught by highly qualified teachers	5.9%	Down from 8.2%	0.0%	0.0%
Professional development days/teacher	11.6 days	Down from 16.4 days	10.3 days	10.5 days
<b>School</b>				
Principal's years at school	21.0	Up from 20.0	4.0	4.0
Student-teacher ratio in core subjects	23.0 to 1	Up from 14.0 to 1	19.6 to 1	19.2 to 1
Prime instructional time	89.4%	Down from 91.5%	90.8%	90.8%
Opportunities in the arts	Good	No Change	Good	Good
SACS accreditation	Yes	No Change	Yes	Yes
Parents attending conferences	100.0%	Up from 99.9%	100.0%	100.0%
Character development program	Average	Down from Good	Excellent	Excellent
Dollars spent per pupil**	\$6,084	Down 6.3%	\$7,078	\$7,548
Percent of expenditures for instruction**	71.6%	Down from 72.3%	68.9%	68.7%
Percent of expenditures for teacher salaries**	69.4%	Up from 67.3%	65.6%	65.1%
% of AYP objectives met	100.0%	No Change	100.0%	100.0%

\* Length of contract = 185+ days.

\*\* Prior year audited financial data available.

## EVALUATION RESULTS

	Teachers	Students*	Parents*
Number of surveys returned	46	70	74
Percent satisfied with learning environment	97.8%	79.7%	88.9%
Percent satisfied with social and physical environment	97.8%	83.8%	93.2%
Percent satisfied with school-home relations	100.0%	88.6%	89.2%

\*Only students at the highest elementary school grade level at this school and their parents were included.

## REPORT OF PRINCIPAL AND SCHOOL IMPROVEMENT COUNCIL

We had another great year at Millwood School. We have continued to build on our tradition of excellence through the collective hard work of our parents, teachers, and students. Our 2009-2010 school year held many successes, and we are proud of the numerous accomplishments of our students.

Our PTA had another fantastic year with a myriad of activities and programs for our students and teachers. We appreciate the support our PTA gives us through its volunteer program and financial assistance, which work together to help us enjoy so many successful programs for our students and teachers at Millwood. Our PTA sponsored its eighth annual read-a-thon. The event lasted three weeks, during which 620 students participated, reading for 8,083 hours. Students received rewards based on how much they read during the read-a-thon. This is a great opportunity to encourage students to do more reading. We truly appreciate the efforts of our PTA.

This year our Accelerated Reader Program took on a new dimension with the establishment of "personal goals" for students in grades 2 - 5.

Our School Improvement Council met each month this year, providing input on several issues, including our Title One Federal Programs and our School Improvement Plan.

Our faculty and staff continue to provide excellent instruction and learning opportunities each day in the classroom. In order to improve instruction, we assessed students using the Measures of Academic Progress (MAP) test. An analysis of these tests allowed us to group students based on academic achievement. Our MAP groups allowed teachers to provide differentiated instruction for students at differing achievement levels.

As in previous years, our character education activities included a character development "word of the week" which was discussed on the morning TV show each day with the student body and emphasized by teachers in classroom activities. Positive reinforcement for good choices and respectful behavior was provided to students through our "Terrific Kids," "Magnificent Mustangs," and "Citizens of the Month" programs that rewarded students for appropriate interaction with their teachers and classmates.

We are always glad to have visitors and volunteers at Millwood School. We need the involvement of parents and community members. The education of children is always best achieved through teamwork. We need you on our team. Perhaps you might consider serving as a volunteer or as one of our Millwood Mentors and tutor some of our students. As always, we hope to see you soon at Millwood School.

Dr. John B. Hilton, Jr., Principal

Comprehensive detail, including definitions of ratings, performance criteria, and explanations of status, is available on [www.ed.sc.gov](http://www.ed.sc.gov) and [www.eoc.sc.gov](http://www.eoc.sc.gov) as well as school and school district websites.

Printed versions are available from school districts upon request.

### Abbreviations Key

N/A Not Applicable N/AV Not Available N/C Not Collected N/R Not Reported I/S Insufficient Sample TBD To be determined

NI Newly Identified CSI Continuing School Improvement CA Corrective Action RP Plan to Restructure R Restructure DELAY School Improvement Status HOLD School Improvement Status