

# SC Annual School Report Card Summary

**POCALLA SPRINGS ELEMENTARY**  
**Sumter 2**  
**Grades: PK-5** Enrollment: 931  
**Principal: Lucille S. McQuilla**  
**Superintendent: Dr. J. Frank Baker**  
**Board Chair: Mr. Larry Addison**

## PERFORMANCE

Comprehensive detail, including definitions of ratings, performance criteria, and explanations of status, is available on [www.ed.sc.gov](http://www.ed.sc.gov) and [www.eoc.sc.gov](http://www.eoc.sc.gov) as well as school and school district websites. Printed versions are available from school districts upon request.

YEAR	ABSOLUTE RATING	GROWTH RATING	PALMETTO GOLD AND SILVER AWARD		AYP STATUS	NCLB IMPROVEMENT STATUS
			General Performance	Closing the Gap		
2010	Average	Average	TBD	TBD	Met	CA-DELAY
2009	Average	Average	N/A	N/A	Not Met	CA
2008	Below Average	Below Average	N/A	N/A	Not Met	CSI

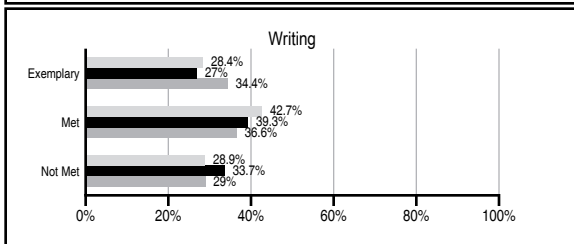
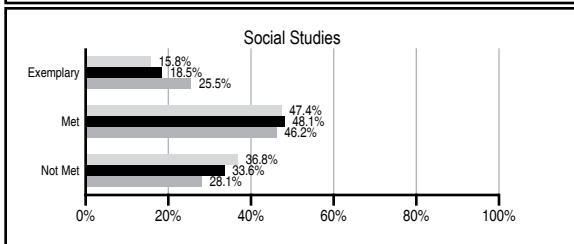
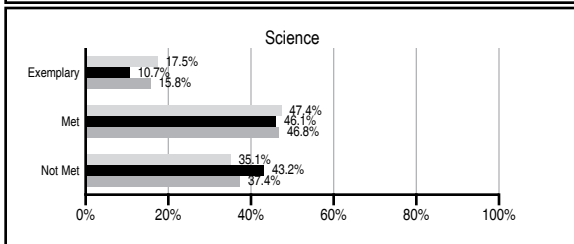
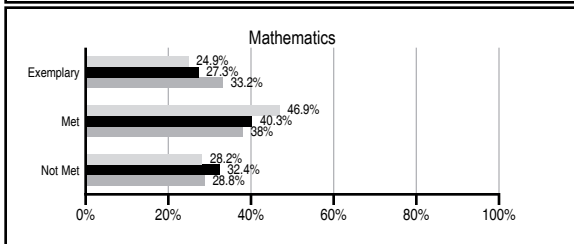
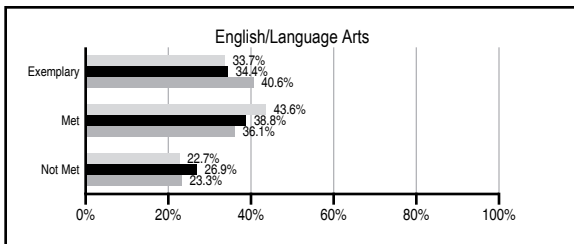
## ABSOLUTE RATINGS OF ELEMENTARY SCHOOLS WITH STUDENTS LIKE OURS\*

EXCELLENT	GOOD	AVERAGE	BELOW AVERAGE	AT-RISK
2	9	94	14	1

\*Ratings are calculated with data available by 03/09/2011. Schools with Students Like Ours are Elementary Schools with Poverty Indices of no more than 5% above or below the index for this school.

## PASS PERFORMANCE

Our School
  Elementary Schools with Students Like Ours
  Elementary schools statewide



## NAEP PERFORMANCE\*

\* Performance reported for SC and nation, data not available at school level. Percentages at NAEP Achievement Levels.



## SC PERFORMANCE GOAL

**2010 Goal:**  
 By 2010, SC's student achievement will be ranked in the top half of the states nationally. To achieve this goal, we must become one of the fastest improving systems in the country.

**2020 Vision:**  
 By 2020 all students will graduate with the knowledge and skills necessary to compete successfully in the global economy, participate in a democratic society and contribute positively as members of families and communities.

### Abbreviations Key

N/A Not Applicable N/AV Not Available N/C Not Collected N/R Not Reported I/S Insufficient Sample TBD To be determined

NI Newly Identified CSI Continuing School Improvement CA Corrective Action RP Plan to Restructure R Restructure DELAY School Improvement Status HOLD School Improvement Status

# POCALLA SPRINGS ELEMENTARY [Sumter 2]

## SCHOOL PROFILE

	Our School	Change from Last Year	Elementary Schools with Students Like Ours	Median Elementary School
<b>Students (n=931)</b>				
Retention rate	4.0%	Up from 3.9%	1.6%	1.2%
Attendance rate	96.2%	Up from 96.1%	95.7%	96.1%
Eligible for gifted and talented	10.3%	Down from 11.0%	9.5%	11.7%
With disabilities other than speech	7.9%	No Change	9.1%	8.0%
Older than usual for grade	1.6%	Up from 1.5%	0.6%	0.4%
Out-of-school suspensions or expulsions for violent and/or criminal offenses	0.1%	Down from 0.2%	0.0%	0.0%
<b>Teachers (n=59)</b>				
Teachers with advanced degrees	40.7%	Up from 35.6%	58.7%	60.5%
Continuing contract teachers	79.7%	Up from 57.6%	84.4%	84.6%
Teachers with emergency or provisional certificates	2.0%	Down from 2.1%	0.0%	0.0%
Teachers returning from previous year	77.6%	Up from 76.7%	86.3%	87.0%
Teacher attendance rate	96.6%	Down from 96.9%	94.9%	95.4%
Average teacher salary*	\$42,301	Up 3.1%	\$46,509	\$47,288
Classes not taught by highly qualified teachers	0.0%	No Change	0.0%	0.0%
Professional development days/teacher	11.0 days	Up from 8.5 days	11.1 days	10.5 days
<b>School</b>				
Principal's years at school	6.0	Up from 5.0	4.0	4.0
Student-teacher ratio in core subjects	19.5 to 1	Down from 20.6 to 1	19.2 to 1	19.2 to 1
Prime instructional time	92.3%	Down from 92.4%	89.9%	90.8%
Opportunities in the arts	Good	No Change	Good	Good
SACS accreditation	Yes	No Change	Yes	Yes
Parents attending conferences	100.0%	No Change	100.0%	100.0%
Character development program	Excellent	No Change	Excellent	Excellent
Dollars spent per pupil**	\$6,257	Up 9.9%	\$7,502	\$7,548
Percent of expenditures for instruction**	65.2%	Up from 64.4%	67.6%	68.7%
Percent of expenditures for teacher salaries**	59.8%	Up from 46.2%	64.5%	65.1%
% of AYP objectives met	100.0%	Up from 95.2%	100.0%	100.0%

\* Length of contract = 185+ days.

\*\* Prior year audited financial data available.

## REPORT OF PRINCIPAL AND SCHOOL IMPROVEMENT COUNCIL

Pocalla Springs has always and will continue to strive for excellence to improve student achievement. The school is located in a rural area in the southeastern portion of Sumter County. Pocalla Springs is the largest elementary school in Sumter County. The student population is over 900.

Major renovations were recently completed at the school. More than 20 classrooms, a new cafeteria, and administrative offices were added. We continue to see an increase in our test scores. The parents, teachers, community members, and students take pride in our school. Many of the local businesses support the school as business partners. Parents continue to volunteer in the school, providing assistance whenever they are needed. Our highly-qualified staff works hard each day to create a safe learning environment and daily rigorous instruction. The staff uses standards-based unit plans, research-based activities, and best practices as a basis for quality instruction. They attend workshops to keep abreast of effective strategies in meeting the students' educational needs. Teachers analyze tests, Benchmark, and MAP data in order to improve instruction. In developing the lesson plans, teachers keep the learning styles of students in mind. The students continue to show gains on the Palmetto Assessment of State Standards (PASS). Our primary goal is to increase student achievement. Technology is infused in every lesson with the use of Promethean boards, digital cameras, etc.

The School Improvement Council works with the administration and teachers to ensure the best for all students. The Council assists the school with a number system for students. This system allows students to enter and exit their vehicles in a safe and efficient manner. Pocalla will continue to have a proud tradition of excellence and will strive to make improvements in student achievement.

Lucille McQuilla, Principal  
Kelly Jordan, School Improvement Council Chairperson

## EVALUATION RESULTS

	Teachers	Students*	Parents*
Number of surveys returned	55	136	90
Percent satisfied with learning environment	96.4%	94.9%	91.8%
Percent satisfied with social and physical environment	96.4%	92.6%	86.4%
Percent satisfied with school-home relations	89.1%	94.1%	84.7%

\*Only students at the highest elementary school grade level at this school and their parents were included.

Comprehensive detail, including definitions of ratings, performance criteria, and explanations of status, is available on [www.ed.sc.gov](http://www.ed.sc.gov) and [www.eoc.sc.gov](http://www.eoc.sc.gov) as well as school and school district websites.

Printed versions are available from school districts upon request.

### Abbreviations Key

N/A Not Applicable N/AV Not Available N/C Not Collected N/R Not Reported I/S Insufficient Sample TBD To be determined

NI Newly Identified CSI Continuing School Improvement CA Corrective Action RP Plan to Restructure R Restructure DELAY School Improvement Status HOLD School Improvement Status