



SC Annual School Report Card Summary

MANCHESTER ELEMENTARY
Sumter 2
Grades: PK-5 Enrollment: 489
Principal: Dr. Laura M. Brown
Superintendent: Dr. J. Frank Baker
Board Chair: Mr. Larry Addison

PERFORMANCE

Comprehensive detail, including definitions of ratings, performance criteria, and explanations of status, is available on www.ed.sc.gov and www.eoc.sc.gov as well as school and school district websites. Printed versions are available from school districts upon request.

| YEAR | ABSOLUTE RATING | GROWTH RATING | PALMETTO GOLD AND SILVER AWARD | | AYP STATUS | NCLB IMPROVEMENT STATUS |
|------|-----------------|---------------|--------------------------------|-----------------|------------|-------------------------|
| | | | General Performance | Closing the Gap | | |
| 2010 | Average | Excellent | TBD | TBD | Met | N/A |
| 2009 | Average | Average | N/A | N/A | Met | N/A |
| 2008 | Below Average | Good | Silver | N/A | Met | N/A |

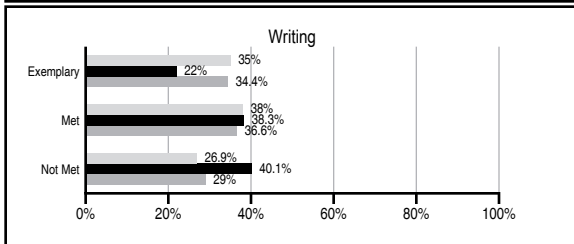
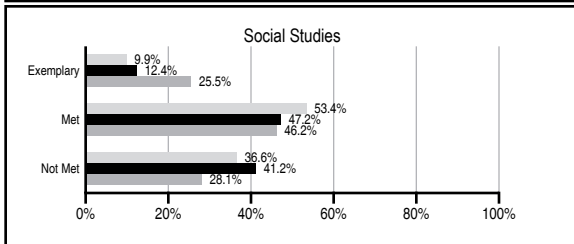
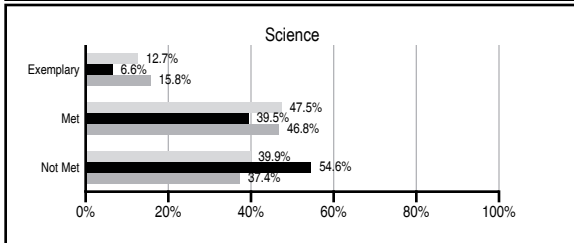
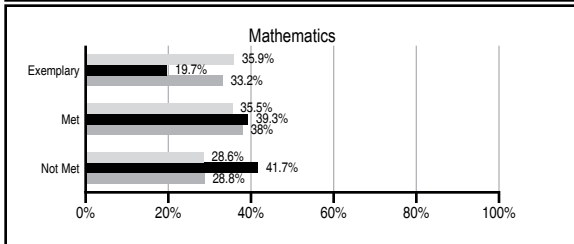
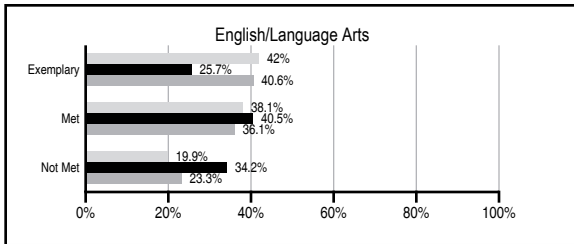
ABSOLUTE RATINGS OF ELEMENTARY SCHOOLS WITH STUDENTS LIKE OURS*

| EXCELLENT | GOOD | AVERAGE | BELOW AVERAGE | AT-RISK |
|-----------|------|---------|---------------|---------|
| 0 | 4 | 97 | 59 | 24 |

* Ratings are calculated with data available by 03/09/2011. Schools with Students Like Ours are Elementary Schools with Poverty Indices of no more than 5% above or below the index for this school.


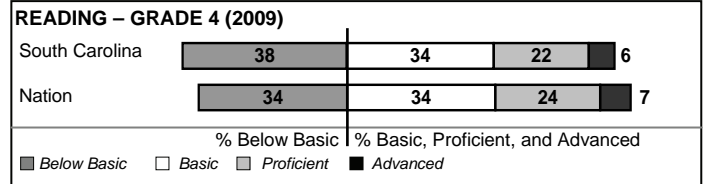
PASS PERFORMANCE

Our School
 Elementary Schools with Students Like Ours
 Elementary schools statewide



NAEP PERFORMANCE*

* Performance reported for SC and nation, data not available at school level. Percentages at NAEP Achievement Levels.



SC PERFORMANCE GOAL

2010 Goal:
 By 2010, SC's student achievement will be ranked in the top half of the states nationally. To achieve this goal, we must become one of the fastest improving systems in the country.

2020 Vision:
 By 2020 all students will graduate with the knowledge and skills necessary to compete successfully in the global economy, participate in a democratic society and contribute positively as members of families and communities.

Abbreviations Key

N/A Not Applicable N/AV Not Available N/C Not Collected N/R Not Reported I/S Insufficient Sample TBD To be determined
 NI Newly Identified CSI Continuing School Improvement CA Corrective Action RP Plan to Restructure R Restructure DELAY School Improvement Status HOLD School Improvement Status

MANCHESTER ELEMENTARY [Sumter 2]

SCHOOL PROFILE

| | Our School | Change from Last Year | Elementary Schools with Students Like Ours | Median Elementary School |
|--|------------|-----------------------|--|--------------------------|
| Students (n=489) | | | | |
| Retention rate | 0.7% | Down from 0.8% | 1.5% | 1.2% |
| Attendance rate | 96.1% | Up from 95.5% | 95.8% | 96.1% |
| Eligible for gifted and talented | 17.7% | Up from 13.1% | 4.8% | 11.7% |
| With disabilities other than speech | 8.1% | Up from 7.1% | 8.5% | 8.0% |
| Older than usual for grade | 0.5% | No Change | 0.8% | 0.4% |
| Out-of-school suspensions or expulsions for violent and/or criminal offenses | 0.0% | No Change | 0.0% | 0.0% |
| Teachers (n=29) | | | | |
| Teachers with advanced degrees | 51.7% | Up from 46.9% | 60.0% | 60.5% |
| Continuing contract teachers | 79.3% | Up from 71.9% | 80.0% | 84.6% |
| Teachers with emergency or provisional certificates | 4.2% | Up from 3.8% | 0.0% | 0.0% |
| Teachers returning from previous year | 81.0% | Down from 83.9% | 83.9% | 87.0% |
| Teacher attendance rate | 95.4% | Up from 95.0% | 95.4% | 95.4% |
| Average teacher salary* | \$42,679 | Up 1.8% | \$45,358 | \$47,288 |
| Classes not taught by highly qualified teachers | 0.0% | No Change | 0.0% | 0.0% |
| Professional development days/teacher | 11.8 days | Down from 12.7 days | 10.6 days | 10.5 days |
| School | | | | |
| Principal's years at school | 0.0 | Down from 3.0 | 4.0 | 4.0 |
| Student-teacher ratio in core subjects | 22.5 to 1 | Up from 18.9 to 1 | 17.3 to 1 | 19.2 to 1 |
| Prime instructional time | 90.9% | Up from 89.6% | 90.5% | 90.8% |
| Opportunities in the arts | Good | No Change | Good | Good |
| SACS accreditation | Yes | No Change | Yes | Yes |
| Parents attending conferences | 100.0% | No Change | 100.0% | 100.0% |
| Character development program | Excellent | No Change | Excellent | Excellent |
| Dollars spent per pupil** | \$6,716 | Up 2.4% | \$8,566 | \$7,548 |
| Percent of expenditures for instruction** | 60.0% | Down from 64.1% | 68.0% | 68.7% |
| Percent of expenditures for teacher salaries** | 56.5% | Up from 45.8% | 62.5% | 65.1% |
| % of AYP objectives met | 100.0% | No Change | 100.0% | 100.0% |

* Length of contract = 185+ days.

** Prior year audited financial data available.

EVALUATION RESULTS

| | Teachers | Students* | Parents* |
|--|----------|-----------|----------|
| Number of surveys returned | 33 | 66 | 49 |
| Percent satisfied with learning environment | 97.0% | 74.2% | 83.3% |
| Percent satisfied with social and physical environment | 100.0% | 75.8% | 85.4% |
| Percent satisfied with school-home relations | 84.8% | 75.8% | 85.1% |

*Only students at the highest elementary school grade level at this school and their parents were included.

REPORT OF PRINCIPAL AND SCHOOL IMPROVEMENT COUNCIL

This has been an exciting year at Manchester Elementary. We have participated in many initiatives and have earned several recognitions. We are proud to have accomplished Adequate Yearly Progress for 6 years in a row and to be named as a charter member of the National Elementary Honor Society. Manchester is fully accredited, and all staff members are highly qualified. We are able to accomplish these things because we are Manchester and Manchester Works!

Manchester works to have a school where students are prepared to learn and ready to meet the challenges of each day. We work to have a school where parents are actively involved and participate in their child's education by attending workshops and special events and by encouraging school attendance, good homework habits, and excellent behavior. We work for a safe and supportive environment across the entire day—whether it is on the playground, on the bus, in the hallways, or in the cafeteria.

Manchester works by utilizing the services of a curriculum coordinator who assists the administration in developing professional learning opportunities based on our population and needs. Opportunities have included Standards-Based Curriculum Delivery, Student Assistance, Technology-Based Learning, Test Analysis, Fitness Initiatives, and Brain Research. Moreover, grade-level planning enhances professional collaboration and partnership.

Manchester works to foster good citizenship by contributing to and caring for the community. Service Learning and School to Work initiatives include My Community and Me, Shower Shaw with Cookies, Career Fairs, and many other projects to raise awareness. Our philanthropic effort has been mainly geared toward the American Cancer Society and the Sumter County Relay for Life, but we have also made significant donations to the American Heart Association, Jump Rope for Heart, and Pennies for Patients.

We strive each day to show that Manchester Works! Thank you for working with us and for giving us the opportunity to serve your child.

Dr. Laura M. Brown, Principal
Mrs. Miranda Sparks, School Improvement Council Chairman

Comprehensive detail, including definitions of ratings, performance criteria, and explanations of status, is available on www.ed.sc.gov and www.eoc.sc.gov as well as school and school district websites.

Printed versions are available from school districts upon request.

Abbreviations Key

N/A Not Applicable N/AV Not Available N/C Not Collected N/R Not Reported I/S Insufficient Sample TBD To be determined

NI Newly Identified CSI Continuing School Improvement CA Corrective Action RP Plan to Restructure R Restructure DELAY School Improvement Status HOLD School Improvement Status