



SC Annual School Report Card Summary

R E DAVIS ELEMENTARY
Sumter 2
Grades: PK-5 Enrollment: 331
Principal: Anne McFadden
Superintendent: Dr. J. Frank Baker
Board Chair: Mr. Larry Addison

PERFORMANCE

Comprehensive detail, including definitions of ratings, performance criteria, and explanations of status, is available on www.ed.sc.gov and www.eoc.sc.gov as well as school and school district websites. Printed versions are available from school districts upon request.

YEAR	ABSOLUTE RATING	GROWTH RATING	PALMETTO GOLD AND SILVER AWARD		AYP STATUS	NCLB IMPROVEMENT STATUS
			General Performance	Closing the Gap		
2010	Average	Good	TBD	TBD	Met	N/A
2009	Below Average	Average	N/A	N/A	Met	NI-DELAY
2008	At-Risk	At-Risk	N/A	N/A	Not Met	NI

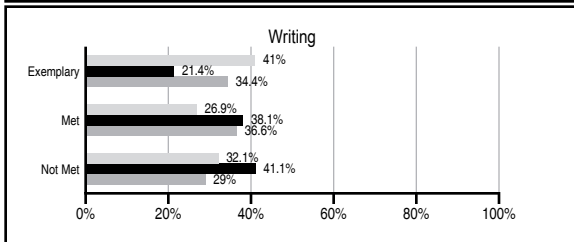
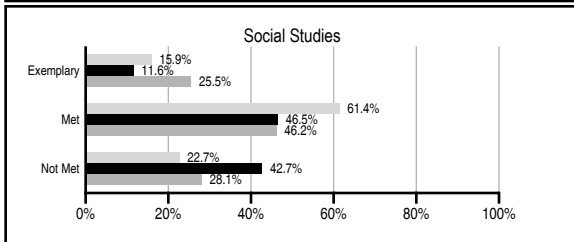
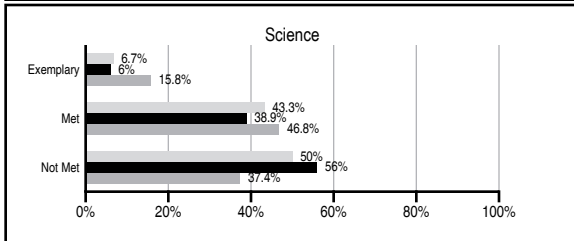
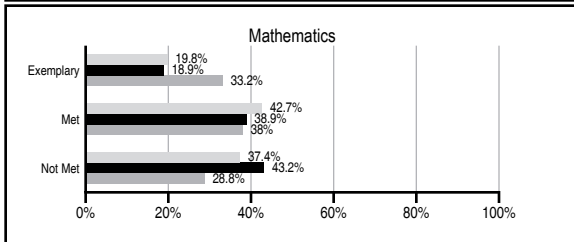
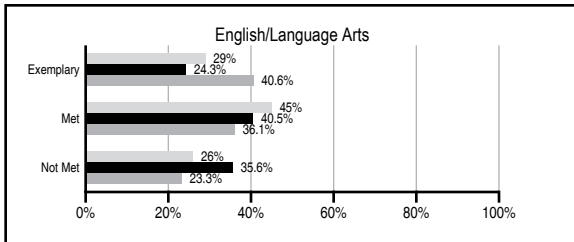
ABSOLUTE RATINGS OF ELEMENTARY SCHOOLS WITH STUDENTS LIKE OURS*

EXCELLENT	GOOD	AVERAGE	BELOW AVERAGE	AT-RISK
0	3	67	50	22

* Ratings are calculated with data available by 03/09/2011. Schools with Students Like Ours are Elementary Schools with Poverty Indices of no more than 5% above or below the index for this school.

PASS PERFORMANCE

Our School
 Elementary Schools with Students Like Ours
 Elementary schools statewide



NAEP PERFORMANCE*

* Performance reported for SC and nation, data not available at school level. Percentages at NAEP Achievement Levels.



SC PERFORMANCE GOAL

2010 Goal:
 By 2010, SC's student achievement will be ranked in the top half of the states nationally. To achieve this goal, we must become one of the fastest improving systems in the country.

2020 Vision:
 By 2020 all students will graduate with the knowledge and skills necessary to compete successfully in the global economy, participate in a democratic society and contribute positively as members of families and communities.

Abbreviations Key

N/A Not Applicable N/AV Not Available N/C Not Collected N/R Not Reported I/S Insufficient Sample TBD To be determined

NI Newly Identified CSI Continuing School Improvement CA Corrective Action RP Plan to Restructure R Restructure DELAY School Improvement Status HOLD School Improvement Status

R E DAVIS ELEMENTARY [Sumter 2]

SCHOOL PROFILE

	Our School	Change from Last Year	Elementary Schools with Students Like Ours	Median Elementary School
Students (n=331)				
Retention rate	1.0%	Down from 2.2%	1.5%	1.2%
Attendance rate	97.0%	No Change	95.9%	96.1%
Eligible for gifted and talented	6.4%	Up from 2.9%	4.1%	11.7%
With disabilities other than speech	8.5%	Up from 4.5%	8.4%	8.0%
Older than usual for grade	0.4%	Up from 0.0%	0.8%	0.4%
Out-of-school suspensions or expulsions for violent and/or criminal offenses	0.0%	No Change	0.0%	0.0%
Teachers (n=21)				
Teachers with advanced degrees	57.1%	Up from 50.0%	59.0%	60.5%
Continuing contract teachers	57.1%	Up from 50.0%	78.4%	84.6%
Teachers with emergency or provisional certificates	12.5%	Down from 13.6%	0.0%	0.0%
Teachers returning from previous year	63.4%	Up from 59.0%	82.4%	87.0%
Teacher attendance rate	97.6%	Up from 96.1%	95.4%	95.4%
Average teacher salary*	\$41,982	Down 2.0%	\$45,256	\$47,288
Classes not taught by highly qualified teachers	0.0%	No Change	0.0%	0.0%
Professional development days/teacher	5.1 days	No Change	10.6 days	10.5 days
School				
Principal's years at school	4.0	Up from 3.0	3.0	4.0
Student-teacher ratio in core subjects	16.8 to 1	Up from 15.2 to 1	17.1 to 1	19.2 to 1
Prime instructional time	94.5%	Up from 92.9%	90.7%	90.8%
Opportunities in the arts	Good	No Change	Good	Good
SACS accreditation	Yes	No Change	Yes	Yes
Parents attending conferences	97.5%	Up from 95.2%	100.0%	100.0%
Character development program	Good	Down from Excellent	Excellent	Excellent
Dollars spent per pupil**	\$9,610	Up 4.7%	\$8,766	\$7,548
Percent of expenditures for instruction**	68.1%	Down from 69.5%	68.1%	68.7%
Percent of expenditures for teacher salaries**	61.1%	Up from 48.3%	62.4%	65.1%
% of AYP objectives met	100.0%	No Change	100.0%	100.0%

* Length of contract = 185+ days.

** Prior year audited financial data available.

REPORT OF PRINCIPAL AND SCHOOL IMPROVEMENT COUNCIL

R.E. Davis Elementary School continues to implement research-based best practices that increase student achievement. Our staff is dedicated and highly trained in a variety of instructional strategies to ensure that every child receives the academic assistance needed to succeed. During the 2008-2009 academic year, R. E. Davis' performance on Palmetto Assessment of State Standards (PASS) resulted in meeting Adequate Yearly Progress (AYP) during the 2009-2010 school year. We continue to set high goals to achieve continued gains.

The academic curriculum at R.E. Davis is driven by the utilization of the South Carolina Curriculum Standards. Everyday Mathematics, Study Island, Achieve 3000, and the district's instructional unit plans accompany other strategies and resources that help us achieve success. Our motto and schoolwide theme, "Structured for Success: Each Child, Each Day, Some Way, Success," serves as the driving force for our meeting and exceeding state standards.

Technology has enhanced our instructional strategies. We consider it a milestone to have Promethean boards installed in every classroom, and teachers that have been fully trained to maximize interactive use of advanced technology. Our students also benefit from differentiated instruction and are afforded unlimited use of hands-on technology, use of manipulatives in all subject areas, and participate in cooperative learning activities that prepare them for the world of work and beyond.

Our teachers work hard to instill a sense of character and pride that will enable all of our students to succeed. Opportunities are given to students to have non-academic experiences that enhance their knowledge of people, places, and things they have never seen. Partnerships have been established with people in the community to provide role models for all students. All segments of the school community work hard to ensure that R.E. Davis' students learn in a literacy-rich environment which is child-friendly and conducive to learning.

Anne McFadden, Principal
Jessirita Scriven, School Improvement Council
Chairperson

EVALUATION RESULTS

	Teachers	Students*	Parents*
Number of surveys returned	22	45	49
Percent satisfied with learning environment	100.0%	82.2%	83.0%
Percent satisfied with social and physical environment	100.0%	95.6%	76.6%
Percent satisfied with school-home relations	95.2%	84.4%	87.2%

*Only students at the highest elementary school grade level at this school and their parents were included.

Comprehensive detail, including definitions of ratings, performance criteria, and explanations of status, is available on www.ed.sc.gov and www.eoc.sc.gov as well as school and school district websites.

Printed versions are available from school districts upon request.

Abbreviations Key

N/A Not Applicable N/AV Not Available N/C Not Collected N/R Not Reported I/S Insufficient Sample TBD To be determined

NI Newly Identified CSI Continuing School Improvement CA Corrective Action RP Plan to Restructure R Restructure DELAY School Improvement Status HOLD School Improvement Status