



SC Annual School Report Card Summary

F. J. DELAINE ELEMENTARY
Sumter 2
Grades: K-5 Enrollment: 130
Principal: Roosevelt O. Miott
Superintendent: Dr. J. Frank Baker
Board Chair: Mr. Larry Addison

PERFORMANCE

Comprehensive detail, including definitions of ratings, performance criteria, and explanations of status, is available on www.ed.sc.gov and www.eoc.sc.gov as well as school and school district websites. Printed versions are available from school districts upon request.

YEAR	ABSOLUTE RATING	GROWTH RATING	PALMETTO GOLD AND SILVER AWARD		AYP STATUS	NCLB IMPROVEMENT STATUS
			General Performance	Closing the Gap		
2010	Average	Good	TBD	TBD	Met	N/A
2009	Average	Average	N/A	N/A	Met	N/A
2008	Below Average	Good	Silver	N/A	Not Met	N/A

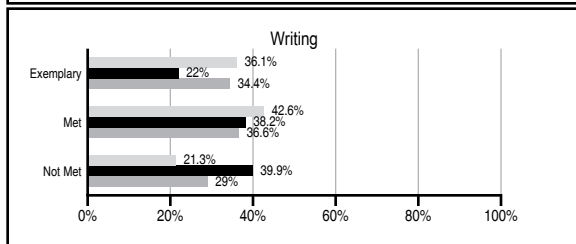
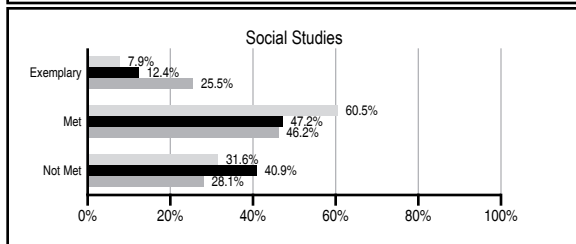
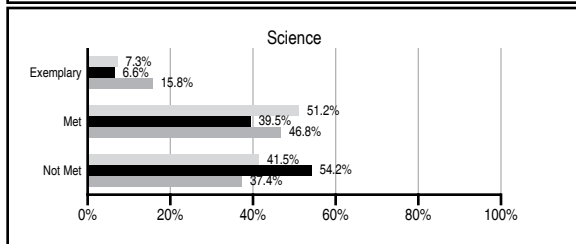
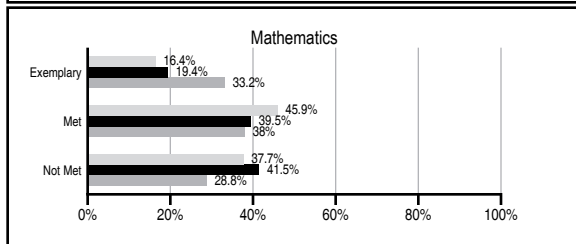
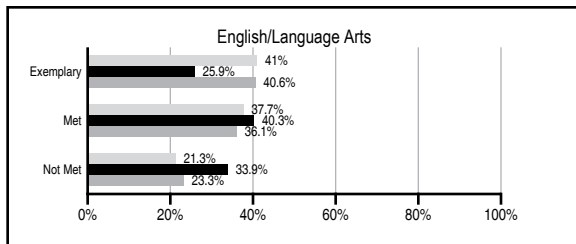
ABSOLUTE RATINGS OF ELEMENTARY SCHOOLS WITH STUDENTS LIKE OURS*

EXCELLENT	GOOD	AVERAGE	BELOW AVERAGE	AT-RISK
0	3	99	57	23

* Ratings are calculated with data available by 03/09/2011. Schools with Students Like Ours are Elementary Schools with Poverty Indices of no more than 5% above or below the index for this school.


PASS PERFORMANCE

Our School
 Elementary Schools with Students Like Ours
 Elementary schools statewide



NAEP PERFORMANCE*

* Performance reported for SC and nation, data not available at school level. Percentages at NAEP Achievement Levels.



SC PERFORMANCE GOAL

2010 Goal:
 By 2010, SC's student achievement will be ranked in the top half of the states nationally. To achieve this goal, we must become one of the fastest improving systems in the country.

2020 Vision:
 By 2020 all students will graduate with the knowledge and skills necessary to compete successfully in the global economy, participate in a democratic society and contribute positively as members of families and communities.

Abbreviations Key

N/A Not Applicable N/AV Not Available N/C Not Collected N/R Not Reported I/S Insufficient Sample TBD To be determined

NI Newly Identified CSI Continuing School Improvement CA Corrective Action RP Plan to Restructure R Restructure DELAY School Improvement Status HOLD School Improvement Status

F. J. DELAINE ELEMENTARY [Sumter 2]

SCHOOL PROFILE

	Our School	Change from Last Year	Elementary Schools with Students Like Ours	Median Elementary School
Students (n=130)				
Retention rate	3.1%	Up from 2.7%	1.5%	1.2%
Attendance rate	97.8%	Up from 96.9%	95.8%	96.1%
Eligible for gifted and talented	4.3%	Down from 10.4%	4.9%	11.7%
With disabilities other than speech	13.4%	Up from 7.4%	8.5%	8.0%
Older than usual for grade	3.6%	Down from 4.4%	0.8%	0.4%
Out-of-school suspensions or expulsions for violent and/or criminal offenses	0.0%	No Change	0.0%	0.0%
Teachers (n=8)				
Teachers with advanced degrees	75.0%	Down from 77.8%	60.0%	60.5%
Continuing contract teachers	87.5%	Up from 66.7%	80.0%	84.6%
Teachers with emergency or provisional certificates	0.0%	No Change	0.0%	0.0%
Teachers returning from previous year	70.4%	Down from 81.5%	84.3%	87.0%
Teacher attendance rate	95.1%	Down from 95.2%	95.4%	95.4%
Average teacher salary*	\$46,687	Down 2.9%	\$45,358	\$47,288
Classes not taught by highly qualified teachers	0.0%	No Change	0.0%	0.0%
Professional development days/teacher	14.0 days	Up from 11.0 days	10.6 days	10.5 days
School				
Principal's years at school	18.0	No Change	4.0	4.0
Student-teacher ratio in core subjects	16.9 to 1	Up from 14.3 to 1	17.4 to 1	19.2 to 1
Prime instructional time	92.6%	Up from 91.7%	90.4%	90.8%
Opportunities in the arts	Good	No Change	Good	Good
SACS accreditation	Yes	No Change	Yes	Yes
Parents attending conferences	52.0%	Down from 55.4%	100.0%	100.0%
Character development program	Good	Up from Average	Excellent	Excellent
Dollars spent per pupil**	\$9,378	Up 10.8%	\$8,468	\$7,548
Percent of expenditures for instruction**	59.3%	Down from 61.9%	68.1%	68.7%
Percent of expenditures for teacher salaries**	58.5%	Up from 44.7%	62.7%	65.1%
% of AYP objectives met	100.0%	No Change	100.0%	100.0%

* Length of contract = 185+ days.

** Prior year audited financial data available.

EVALUATION RESULTS

	Teachers	Students*	Parents*
Number of surveys returned	7	13	12
Percent satisfied with learning environment	71.4%	100.0%	91.7%
Percent satisfied with social and physical environment	71.4%	91.7%	75.0%
Percent satisfied with school-home relations	28.6%	100.0%	91.7%

*Only students at the highest elementary school grade level at this school and their parents were included.

REPORT OF PRINCIPAL AND SCHOOL IMPROVEMENT COUNCIL

F. J. DeLaine Elementary is an integral part of the Wedgefield community in Sumter County. Currently, we educate and nurture 130 children from kindergarten through fifth grade. Our mission is to promote lifelong learners while utilizing the ABC's: Academics, Behavior, and Character. Moreover, we envision building a legacy of academic excellence and social responsibility, one student at a time.

At F. J. DeLaine, our hardworking staff is highly skilled and dedicated to the success of all students. We have a continued commitment to educate and provide our students with standards-based learning experiences. Therefore, various research-based and instructional "best practices" and approaches are implemented across the curriculum to broaden the students' academic performance. Promethean boards and computers, which aid in the academic experience and provide for active student learning, are utilized on a daily basis. Weekly grade level planning with the curriculum coordinator is held to fine tune classroom lesson plans. Teachers plan for flexible, small group instruction for those students who need assistance. Moreover, all students participate in the Early Morning Tutorial, which provides extra practice in Reading/Language Arts and math, and targeted students in grades 1-5 participate in the afterschool tutoring program.

Parents are welcomed and encouraged to be involved in the educational process. They are encouraged to become active members of the PTA and attend our Family Reading/Math Night activities. Workshops are scheduled through our Parent Resource Center during the school year to encourage and assist parents in preparation for helping their children at home. Continuous communication between the school and home is promoted through our student-parent handbook, monthly newsletter, weekly and/or daily progress reports, and parent-teacher conferences.

We are proud of the achievements we have made. We met AYP and for the past five (5) years have also been recognized by the EOC for closing the achievement gap for historically underperforming groups of students. Furthermore, in 2007, we were the recipient of the Red Carpet Award presented by the SC Department of Education. Recent renovations have been completed with the addition of a new office complex, cafeteria, multi-purpose room, and music room. The computer lab, science lab/art room, media center, and kindergarten wing have been upgraded.

Dr. Roosevelt O. Miott, Principal
Sarah Williams, School Improvement Council Chairperson

Comprehensive detail, including definitions of ratings, performance criteria, and explanations of status, is available on www.ed.sc.gov and www.eoc.sc.gov as well as school and school district websites.

Printed versions are available from school districts upon request.

Abbreviations Key

N/A Not Applicable N/AV Not Available N/C Not Collected N/R Not Reported I/S Insufficient Sample TBD To be determined

NI Newly Identified CSI Continuing School Improvement CA Corrective Action RP Plan to Restructure R Restructure DELAY School Improvement Status HOLD School Improvement Status