



SC Annual School Report Card Summary

WHITTAKER ELEMENTARY
Orangeburg 5
Grades: PK-5 Enrollment: 584
Principal: Dr. Bettie W. Hicks
Superintendent: Cynthia Wilson
Board Chair: Mr. Julius Page

PERFORMANCE

Comprehensive detail, including definitions of ratings, performance criteria, and explanations of status, is available on www.ed.sc.gov and www.eoc.sc.gov as well as school and school district websites. Printed versions are available from school districts upon request.

YEAR	ABSOLUTE RATING	GROWTH RATING	PALMETTO GOLD AND SILVER AWARD		AYP STATUS	NCLB IMPROVEMENT STATUS
			General Performance	Closing the Gap		
2010	Average	Good	TBD	TBD	Met	NI-DELAY
2009	Average	Average	N/A	N/A	Not Met	NI
2008	Average	At-Risk	N/A	N/A	Not Met	N/A

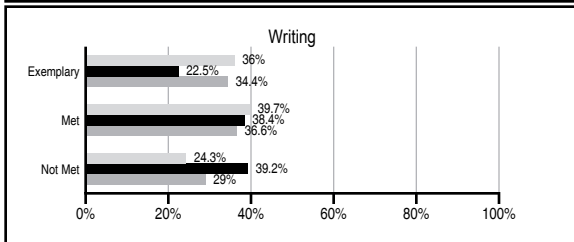
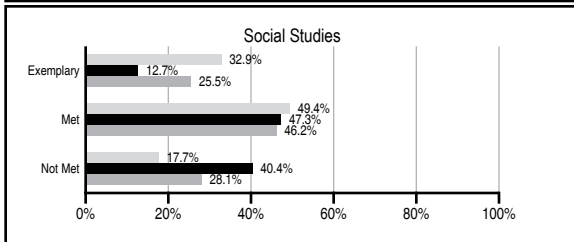
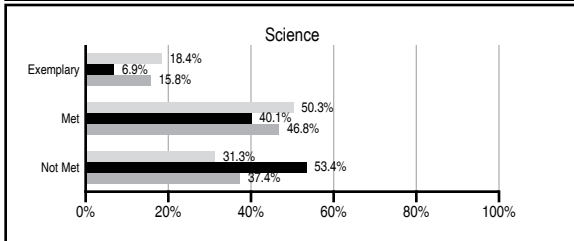
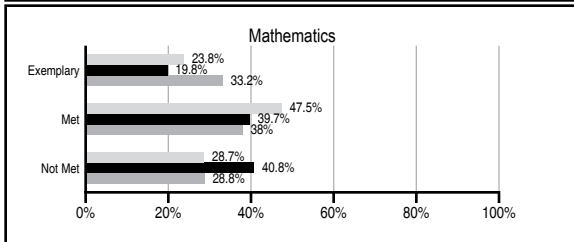
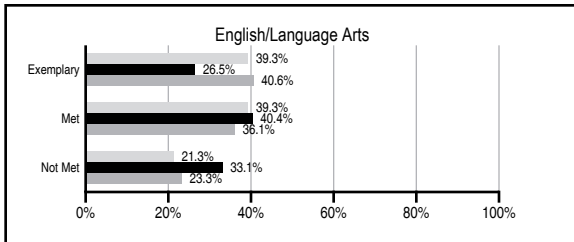
ABSOLUTE RATINGS OF ELEMENTARY SCHOOLS WITH STUDENTS LIKE OURS*

EXCELLENT	GOOD	AVERAGE	BELOW AVERAGE	AT-RISK
0	3	101	49	22

* Ratings are calculated with data available by 03/09/2011. Schools with Students Like Ours are Elementary Schools with Poverty Indices of no more than 5% above or below the index for this school.

PASS PERFORMANCE

Our School
 Elementary Schools with Students Like Ours
 Elementary schools statewide



NAEP PERFORMANCE*

* Performance reported for SC and nation, data not available at school level. Percentages at NAEP Achievement Levels.



SC PERFORMANCE GOAL

2010 Goal:
By 2010, SC's student achievement will be ranked in the top half of the states nationally. To achieve this goal, we must become one of the fastest improving systems in the country.

2020 Vision:
By 2020 all students will graduate with the knowledge and skills necessary to compete successfully in the global economy, participate in a democratic society and contribute positively as members of families and communities.

Abbreviations Key

N/A Not Applicable N/AV Not Available N/C Not Collected N/R Not Reported I/S Insufficient Sample TBD To be determined

NI Newly Identified CSI Continuing School Improvement CA Corrective Action RP Plan to Restructure R Restructure DELAY School Improvement Status HOLD School Improvement Status

WHITTAKER ELEMENTARY [Orangeburg 5]

SCHOOL PROFILE

	Our School	Change from Last Year	Elementary Schools with Students Like Ours	Median Elementary School
Students (n=584)				
Retention rate	2.0%	Down from 5.1%	1.5%	1.2%
Attendance rate	96.6%	Down from 96.7%	95.8%	96.1%
Eligible for gifted and talented	3.0%	Down from 3.3%	4.9%	11.7%
With disabilities other than speech	5.9%	Down from 8.6%	8.5%	8.0%
Older than usual for grade	1.4%	Up from 0.2%	0.8%	0.4%
Out-of-school suspensions or expulsions for violent and/or criminal offenses	0.3%	Up from 0.2%	0.0%	0.0%
Teachers (n=31)				
Teachers with advanced degrees	96.8%	Up from 91.7%	58.3%	60.5%
Continuing contract teachers	100.0%	Up from 88.9%	80.0%	84.6%
Teachers with emergency or provisional certificates	0.0%	No Change	0.0%	0.0%
Teachers returning from previous year	86.8%	Up from 84.7%	84.7%	87.0%
Teacher attendance rate	95.4%	Up from 95.2%	95.3%	95.4%
Average teacher salary*	\$50,789	Up 3.0%	\$45,423	\$47,288
Classes not taught by highly qualified teachers	0.0%	Down from 4.0%	0.0%	0.0%
Professional development days/teacher	14.9 days	Down from 16.1 days	10.9 days	10.5 days
School				
Principal's years at school	15.0	Up from 13.0	3.5	4.0
Student-teacher ratio in core subjects	22.4 to 1	Up from 14.6 to 1	17.6 to 1	19.2 to 1
Prime instructional time	90.9%	Down from 91.0%	90.3%	90.8%
Opportunities in the arts	Good	No Change	Good	Good
SACS accreditation	Yes	No Change	Yes	Yes
Parents attending conferences	100.0%	No Change	100.0%	100.0%
Character development program	Excellent	No Change	Excellent	Excellent
Dollars spent per pupil**	\$7,773	Down 3.0%	\$8,356	\$7,548
Percent of expenditures for instruction**	67.1%	Down from 70.4%	68.1%	68.7%
Percent of expenditures for teacher salaries**	64.9%	Down from 65.4%	63.0%	65.1%
% of AYP objectives met	100.0%	Up from 94.1%	100.0%	100.0%

* Length of contract = 185+ days.

** Prior year audited financial data available.

EVALUATION RESULTS

	Teachers	Students*	Parents*
Number of surveys returned	38	77	41
Percent satisfied with learning environment	100.0%	90.8%	90.0%
Percent satisfied with social and physical environment	97.4%	97.4%	94.7%
Percent satisfied with school-home relations	92.1%	100.0%	87.8%

*Only students at the highest elementary school grade level at this school and their parents were included.

REPORT OF PRINCIPAL AND SCHOOL IMPROVEMENT COUNCIL

Whittaker Elementary School is a Title I School with approximately 89.1 percent of our students receiving free or reduced-price lunch. Our mission is to provide a challenging and stimulating curriculum in a safe and nurturing environment that prepares all students to function successfully in a diverse society. Recently, using the school renewal process, stakeholders worked together to develop the following nine (9) performance goals to accomplish this mission: to annually increase the percentage of students who score Basic and above on English Language Arts, mathematics, science, and social studies; to satisfactorily maintain school climate; to achieve 100 percent technology integration by all faculty and staff; to increase participation by parents in school activities/events; to maintain a highly qualified status for all administrators, teachers, and paraprofessionals; and increase Arts Education programs and experiences. However, this year, 2010/2011, we will be soliciting your input and assistance as we develop a new school renewal plan for the next five (5) years.

On the 2009 SDE's Report Card, our Absolute Rating of Average was maintained. The students' overall performance in ELA was better than in math. Therefore, our major focus for the 2010/2011 will be to continue to improve and enhance our students' applications of mathematical skills and concepts. Also, our school did not meet the requirements for Adequate Yearly Progress during the 2009/10 school year. However, we have made improvements in the use of integrating technology throughout the school with the help of a technology instructional facilitator. We are also constantly enhancing our Character Education Program and focusing on career awareness for our students. We have three teachers who are National Board Certified.

During the 2009/10 school year, we continued the use of Positive Behavior Intervention Strategies throughout the school to help decrease the number of student referrals. We are also a Red Carpet School as awarded by the State Department of Education.

Finally, as we continue to increase student achievement, the involvement of our parents in their child(ren)'s education continues to be a major concern. We are constantly implementing activities and strategies to motivate parents to become more actively involved. We believe that until this becomes a reality, the future of our students remain at risk. Parent involvement and community participation are keys to our students' success. We welcome your input.

Bettie W. Hicks, Ed. D., Principal

Hercules Mack, SIC Chair

Comprehensive detail, including definitions of ratings, performance criteria, and explanations of status, is available on www.ed.sc.gov and www.eoc.sc.gov as well as school and school district websites.

Printed versions are available from school districts upon request.

Abbreviations Key

N/A Not Applicable N/AV Not Available N/C Not Collected N/R Not Reported I/S Insufficient Sample TBD To be determined

NI Newly Identified CSI Continuing School Improvement CA Corrective Action RP Plan to Restructure R Restructure DELAY School Improvement Status HOLD School Improvement Status