

# SC Annual School Report Card Summary

**MARSHALL ELEMENTARY**  
**Orangeburg 5**  
**Grades: PK-5** Enrollment: 802  
**Principal: Jacqueline M Jamison**  
**Superintendent: Cynthia Wilson**  
**Board Chair: Mr. Julius Page**

## PERFORMANCE

Comprehensive detail, including definitions of ratings, performance criteria, and explanations of status, is available on [www.ed.sc.gov](http://www.ed.sc.gov) and [www.eoc.sc.gov](http://www.eoc.sc.gov) as well as school and school district websites. Printed versions are available from school districts upon request.

YEAR	ABSOLUTE RATING	GROWTH RATING	PALMETTO GOLD AND SILVER AWARD		AYP STATUS	NCLB IMPROVEMENT STATUS
			General Performance	Closing the Gap		
2010	Below Average	Average	TBD	TBD	Not Met	N/A
2009	Below Average	Below Average	N/A	N/A	Not Met	N/A
2008	Below Average	At-Risk	N/A	N/A	Not Met	N/A

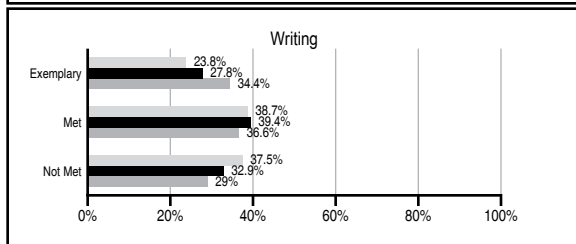
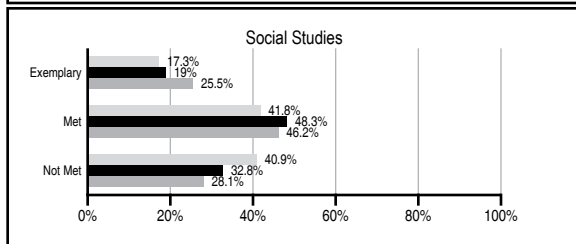
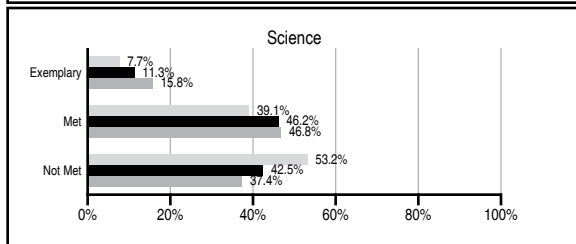
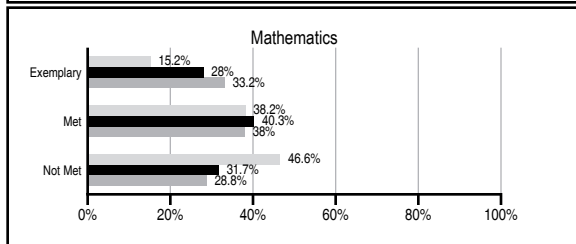
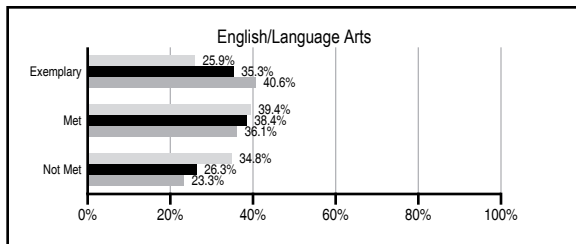
## ABSOLUTE RATINGS OF ELEMENTARY SCHOOLS WITH STUDENTS LIKE OURS\*

EXCELLENT	GOOD	AVERAGE	BELOW AVERAGE	AT-RISK
2	13	102	12	1

\* Ratings are calculated with data available by 03/09/2011. Schools with Students Like Ours are Elementary Schools with Poverty Indices of no more than 5% above or below the index for this school.


## PASS PERFORMANCE

Our School
  Elementary Schools with Students Like Ours
  Elementary schools statewide



## NAEP PERFORMANCE\*

\* Performance reported for SC and nation, data not available at school level. Percentages at NAEP Achievement Levels.



### SC PERFORMANCE GOAL

**2010 Goal:**  
 By 2010, SC's student achievement will be ranked in the top half of the states nationally. To achieve this goal, we must become one of the fastest improving systems in the country.

**2020 Vision:**  
 By 2020 all students will graduate with the knowledge and skills necessary to compete successfully in the global economy, participate in a democratic society and contribute positively as members of families and communities.

### Abbreviations Key

N/A Not Applicable N/AV Not Available N/C Not Collected N/R Not Reported I/S Insufficient Sample TBD To be determined  
 NI Newly Identified CSI Continuing School Improvement CA Corrective Action RP Plan to Restructure R Restructure DELAY School Improvement Status HOLD School Improvement Status

# MARSHALL ELEMENTARY [Orangeburg 5]

## SCHOOL PROFILE

	Our School	Change from Last Year	Elementary Schools with Students Like Ours	Median Elementary School
<b>Students (n=802)</b>				
Retention rate	0.8%	Down from 2.7%	1.6%	1.2%
Attendance rate	95.9%	No Change	95.7%	96.1%
Eligible for gifted and talented	6.0%	Up from 4.8%	9.5%	11.7%
With disabilities other than speech	7.3%	Down from 7.9%	9.1%	8.0%
Older than usual for grade	0.7%	Down from 1.1%	0.5%	0.4%
Out-of-school suspensions or expulsions for violent and/or criminal offenses	0.2%	Up from 0.0%	0.0%	0.0%
<b>Teachers (n=51)</b>				
Teachers with advanced degrees	70.6%	Down from 75.0%	59.5%	60.5%
Continuing contract teachers	84.3%	Up from 75.0%	85.0%	84.6%
Teachers with emergency or provisional certificates	0.0%	Down from 2.2%	0.0%	0.0%
Teachers returning from previous year	87.5%	Up from 86.2%	87.5%	87.0%
Teacher attendance rate	94.5%	Down from 97.0%	94.8%	95.4%
Average teacher salary*	\$47,080	Up 0.5%	\$46,684	\$47,288
Classes not taught by highly qualified teachers	0.0%	Down from 1.7%	0.0%	0.0%
Professional development days/teacher	14.0 days	Up from 12.2 days	11.1 days	10.5 days
<b>School</b>				
Principal's years at school	3.0	Up from 2.0	4.0	4.0
Student-teacher ratio in core subjects	20.9 to 1	Up from 18.9 to 1	19.3 to 1	19.2 to 1
Prime instructional time	88.9%	Down from 91.6%	89.6%	90.8%
Opportunities in the arts	Good	No Change	Good	Good
SACS accreditation	Yes	No Change	Yes	Yes
Parents attending conferences	100.0%	No Change	100.0%	100.0%
Character development program	Excellent	Up from Good	Excellent	Excellent
Dollars spent per pupil**	\$6,836	Down 2.8%	\$7,574	\$7,548
Percent of expenditures for instruction**	73.6%	Up from 72.5%	67.6%	68.7%
Percent of expenditures for teacher salaries**	70.5%	Up from 67.4%	64.5%	65.1%
% of AYP objectives met	88.2%	Up from 82.4%	100.0%	100.0%

\* Length of contract = 185+ days.

\*\* Prior year audited financial data available.

## EVALUATION RESULTS

	Teachers	Students*	Parents*
Number of surveys returned	39	119	53
Percent satisfied with learning environment	71.8%	79.5%	82.7%
Percent satisfied with social and physical environment	71.8%	67.5%	71.7%
Percent satisfied with school-home relations	64.9%	90.8%	71.2%

\*Only students at the highest elementary school grade level at this school and their parents were included.

## REPORT OF PRINCIPAL AND SCHOOL IMPROVEMENT COUNCIL

Marshall Elementary School's mascot is the bumblebee. Its ability to fly defies the theory of aerodynamics and achieves the impossible. Students, parents, faculty, and staff at Marshall continue to exemplify the characteristics of the bumblebee daily. The Bee Attitudes ensure that our school remains a positive learning community for all stakeholders where we can achieve the impossible.

During the 2009-2010 school year, the Bees have really been buzzing at the hive. Our school is ranked 8th in the state and solved over 1 million problems using the Math first program. In addition, a 3rd grade teacher is ranked 1st in the state as an overall team leader. A fifth grade student placed 2nd in the OCSD5 Spelling Bee. Our robotics team won 1st place in the Interview Portion and in the Search and Rescue portion of the District Robotics Competition. Several first grade students placed in Mathfest.

Understanding, compassion, and lending a helping hand to others is always the norm for Marshall. This year our school worked diligently to raise money for the children of Haiti, Pennies for Tots initiative, March-of-Dimes, Relay for Life, and various other programs.

In addition, we continue to celebrate the accomplishments of our students who achieve the honor of Principals List (all A's) with various incentives. Students on Honor Roll and with Perfect Attendance are recognized quarterly. Students demonstrating Bee Attitudes receive incentives such as, "Morning at the Movies."

Marshall Elementary School understands that in order to continue on our flight and achieve all goals, we must be a true learning community for all stakeholders. Teachers and staff continue to participate in training and in services across the curriculum and are constantly analyzing data. Data results are the driving force behind our instruction and for making positive decisions. This year single gender male and female classes were piloted and were a huge success. Two additional single gender classes will be implemented in 2010-2011.

Although we continue taking flight and achieving success, we realize the constant need for growth and improvement. Our data continues to indicate a strong need to focus on mathematics. A plan of action has been created and implemented to address this area of concern.

Dedication, determination, and the desire to make a difference in the lives of children is the driving force that will ensure that, together, as a team, the "Marshall Bees" will continue on their flight and ultimately reach the level of success deemed impossible!

Jacqueline Jamison  
Principal

Diane Jackson  
School Improvement Council

Comprehensive detail, including definitions of ratings, performance criteria, and explanations of status, is available on [www.ed.sc.gov](http://www.ed.sc.gov) and [www.eoc.sc.gov](http://www.eoc.sc.gov) as well as school and school district websites.

Printed versions are available from school districts upon request.

### Abbreviations Key

N/A Not Applicable N/AV Not Available N/C Not Collected N/R Not Reported I/S Insufficient Sample TBD To be determined  
NI Newly Identified CSI Continuing School Improvement CA Corrective Action RP Plan to Restructure R Restructure DELAY School Improvement Status HOLD School Improvement Status