



SC Annual School Report Card Summary

BETHUNE-BOWMAN ELEMENTARY
Orangeburg 5
Grades: PK-5 Enrollment: 345
Principal: Dr. Charlene A. Stokes
Superintendent: Cynthia Wilson
Board Chair: Mr. Julius Page

PERFORMANCE

Comprehensive detail, including definitions of ratings, performance criteria, and explanations of status, is available on www.ed.sc.gov and www.eoc.sc.gov as well as school and school district websites. Printed versions are available from school districts upon request.

YEAR	ABSOLUTE RATING	GROWTH RATING	PALMETTO GOLD AND SILVER AWARD		AYP STATUS	NCLB IMPROVEMENT STATUS
			General Performance	Closing the Gap		
2010	Below Average	Average	TBD	TBD	Met	N/A
2009	Below Average	Average	N/A	N/A	Met	N/A
2008	Below Average	Average	N/A	N/A	Not Met	NI-HOLD

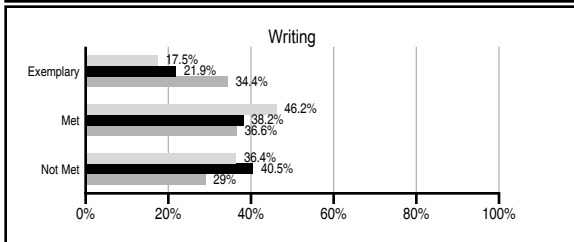
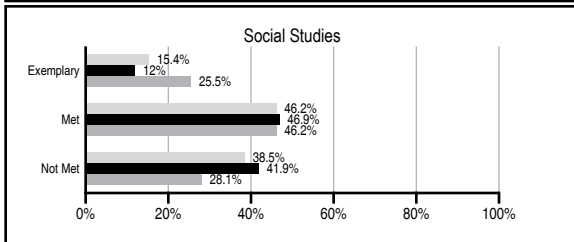
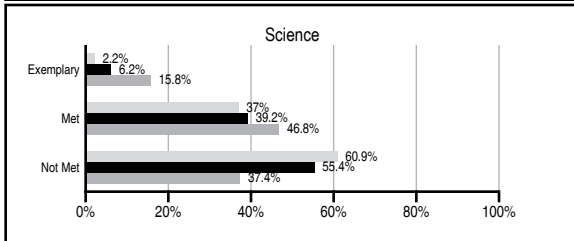
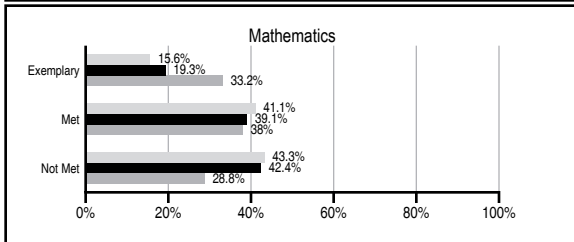
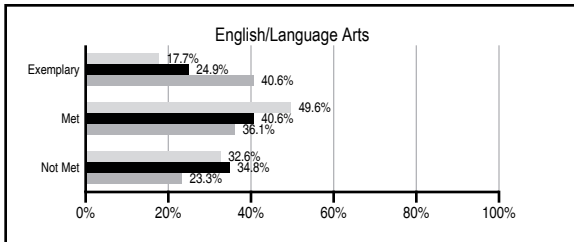
ABSOLUTE RATINGS OF ELEMENTARY SCHOOLS WITH STUDENTS LIKE OURS*

EXCELLENT	GOOD	AVERAGE	BELOW AVERAGE	AT-RISK
0	4	79	56	23

* Ratings are calculated with data available by 03/09/2011. Schools with Students Like Ours are Elementary Schools with Poverty Indices of no more than 5% above or below the index for this school.

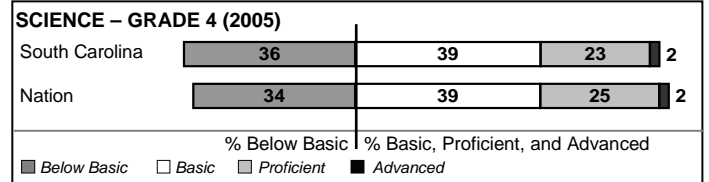

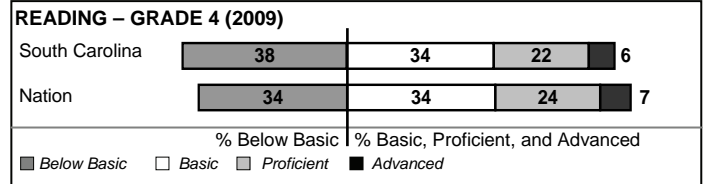
PASS PERFORMANCE

Our School
 Elementary Schools with Students Like Ours
 Elementary schools statewide



NAEP PERFORMANCE*

* Performance reported for SC and nation, data not available at school level. Percentages at NAEP Achievement Levels.



SC PERFORMANCE GOAL

2010 Goal:
 By 2010, SC's student achievement will be ranked in the top half of the states nationally. To achieve this goal, we must become one of the fastest improving systems in the country.

2020 Vision:
 By 2020 all students will graduate with the knowledge and skills necessary to compete successfully in the global economy, participate in a democratic society and contribute positively as members of families and communities.

Abbreviations Key

N/A Not Applicable N/AV Not Available N/C Not Collected N/R Not Reported I/S Insufficient Sample TBD To be determined

NI Newly Identified CSI Continuing School Improvement CA Corrective Action RP Plan to Restructure R Restructure DELAY School Improvement Status HOLD School Improvement Status

BETHUNE-BOWMAN ELEMENTARY [Orangeburg 5]

SCHOOL PROFILE

	Our School	Change from Last Year	Elementary Schools with Students Like Ours	Median Elementary School
Students (n=345)				
Retention rate	2.6%	Up from 2.0%	1.4%	1.2%
Attendance rate	95.6%	No Change	95.9%	96.1%
Eligible for gifted and talented	1.0%	Down from 1.3%	4.3%	11.7%
With disabilities other than speech	4.8%	Down from 5.6%	8.4%	8.0%
Older than usual for grade	0.4%	Up from 0.0%	0.8%	0.4%
Out-of-school suspensions or expulsions for violent and/or criminal offenses	0.0%	No Change	0.0%	0.0%
Teachers (n=20)				
Teachers with advanced degrees	95.0%	Up from 84.0%	60.0%	60.5%
Continuing contract teachers	100.0%	Up from 92.0%	78.8%	84.6%
Teachers with emergency or provisional certificates	0.0%	No Change	0.0%	0.0%
Teachers returning from previous year	85.0%	Down from 86.3%	83.6%	87.0%
Teacher attendance rate	94.3%	Down from 95.4%	95.4%	95.4%
Average teacher salary*	\$53,889	Up 2.9%	\$45,582	\$47,288
Classes not taught by highly qualified teachers	0.0%	No Change	0.0%	0.0%
Professional development days/teacher	20.5 days	Down from 20.7 days	10.7 days	10.5 days
School				
Principal's years at school	3.0	Up from 2.0	3.0	4.0
Student-teacher ratio in core subjects	16.5 to 1	Up from 16.1 to 1	17.1 to 1	19.2 to 1
Prime instructional time	87.7%	Down from 88.8%	90.4%	90.8%
Opportunities in the arts	Excellent	Up from Good	Good	Good
SACS accreditation	Yes	No Change	Yes	Yes
Parents attending conferences	96.7%	Down from 100.0%	100.0%	100.0%
Character development program	Excellent	No Change	Excellent	Excellent
Dollars spent per pupil**	\$8,962	Down 7.5%	\$8,766	\$7,548
Percent of expenditures for instruction**	68.0%	Down from 71.5%	68.1%	68.7%
Percent of expenditures for teacher salaries**	60.5%	Down from 64.5%	62.4%	65.1%
% of AYP objectives met	100.0%	No Change	100.0%	100.0%

* Length of contract = 185+ days.

** Prior year audited financial data available.

EVALUATION RESULTS

	Teachers	Students*	Parents*
Number of surveys returned	25	51	46
Percent satisfied with learning environment	92.0%	84.3%	80.4%
Percent satisfied with social and physical environment	92.0%	90.2%	82.2%
Percent satisfied with school-home relations	76.0%	86.3%	84.8%

*Only students at the highest elementary school grade level at this school and their parents were included.

REPORT OF PRINCIPAL AND SCHOOL IMPROVEMENT COUNCIL

The 2009-2010 school year has been an outstanding year at Bethune-Bowman Elementary School. We achieved Adequate Yearly Progress in all 13 of our 13 descriptors. We were also recognized as a Red Carpet School by the South Carolina Department of Education.

Student achievement and safety are top priorities at Bethune-Bowman Elementary School. This year we were fortunate to have a math iCoach and an ELA iCoach for instructional improvement. The instructional leadership team worked with teachers throughout the school year. This work included data analysis, modeling lessons, providing professional development, and many other supportive roles. After school tutoring was offered for identified students in kindergarten through fifth grade. Student progress was monitored through data provided by Measures of Academic Progress (MAP). Small group literacy instruction was provided for identified students through Save The Children. We celebrated our student's achievements through quarterly honors and awards programs.

In addition to academics, Bethune-Bowman Elementary seeks to enrich our students with extracurricular activities. Additionally, we participated in several service learning projects such as United Way, Jump Rope for Heart, Pennies for Patients, March of Dimes, and Relay for Life.

Our major emphasis for the 2010-2011 school year will be to continue to use data to drive instructional decisions so that all our children reach their fullest potential; to maximize instructional time so that students will experience every opportunity to learn; and to continue closing the achievement gap of social-economic, racial, and gender divides. These challenges will be addressed through continued dialogue, examination of test data, and sustained and on-going staff development.

Bethune-Bowman Elementary School remains committed to having all children reach their fullest potential.

Charlene A. Stokes, Ed. D., Principal

Rosenda Starling, SIC Chairperson

Comprehensive detail, including definitions of ratings, performance criteria, and explanations of status, is available on www.ed.sc.gov and www.eoc.sc.gov as well as school and school district websites.

Printed versions are available from school districts upon request.

Abbreviations Key

N/A Not Applicable N/AV Not Available N/C Not Collected N/R Not Reported I/S Insufficient Sample TBD To be determined

NI Newly Identified CSI Continuing School Improvement CA Corrective Action RP Plan to Restructure R Restructure DELAY School Improvement Status HOLD School Improvement Status