



SC Annual School Report Card Summary

HOLLY HILL ELEMENTARY
Orangeburg 3
Grades: PK-5 Enrollment: 546
Principal: Carol Szorosy
Superintendent: Dr. Cynthia Cash-Greene
Board Chair: Robert Williams

PERFORMANCE

Comprehensive detail, including definitions of ratings, performance criteria, and explanations of status, is available on www.ed.sc.gov and www.eoc.sc.gov as well as school and school district websites. Printed versions are available from school districts upon request.

YEAR	ABSOLUTE RATING	GROWTH RATING	PALMETTO GOLD AND SILVER AWARD		AYP STATUS	NCLB IMPROVEMENT STATUS
			General Performance	Closing the Gap		
2010	At-Risk	Below Average	TBD	TBD	Not Met	R
2009	Below Average	Average	N/A	N/A	Not Met	R
2008	At-Risk	At-Risk	N/A	N/A	Not Met	R

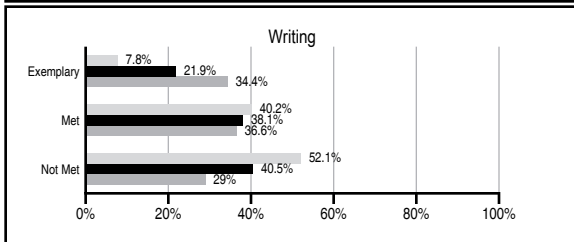
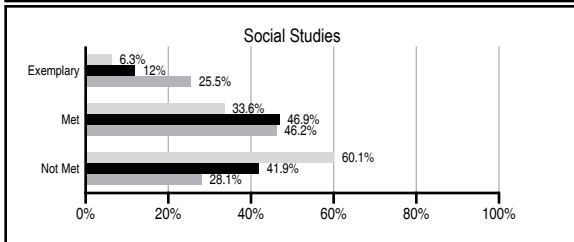
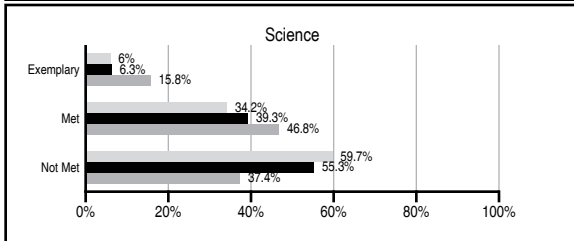
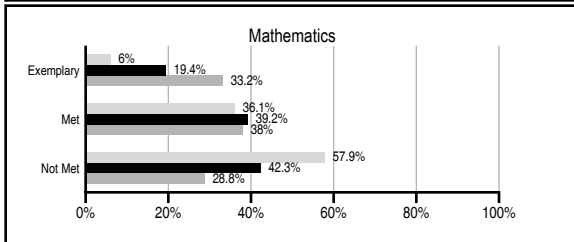
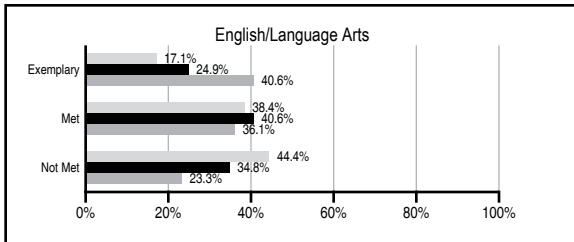
ABSOLUTE RATINGS OF ELEMENTARY SCHOOLS WITH STUDENTS LIKE OURS*

EXCELLENT	GOOD	AVERAGE	BELOW AVERAGE	AT-RISK
0	4	80	57	23

* Ratings are calculated with data available by 03/09/2011. Schools with Students Like Ours are Elementary Schools with Poverty Indices of no more than 5% above or below the index for this school.


PASS PERFORMANCE

Our School
 Elementary Schools with Students Like Ours
 Elementary schools statewide



NAEP PERFORMANCE*

* Performance reported for SC and nation, data not available at school level. Percentages at NAEP Achievement Levels.



SC PERFORMANCE GOAL

2010 Goal:
 By 2010, SC's student achievement will be ranked in the top half of the states nationally. To achieve this goal, we must become one of the fastest improving systems in the country.

2020 Vision:
 By 2020 all students will graduate with the knowledge and skills necessary to compete successfully in the global economy, participate in a democratic society and contribute positively as members of families and communities.

Abbreviations Key

N/A Not Applicable N/AV Not Available N/C Not Collected N/R Not Reported I/S Insufficient Sample TBD To be determined

NI Newly Identified CSI Continuing School Improvement CA Corrective Action RP Plan to Restructure R Restructure DELAY School Improvement Status HOLD School Improvement Status

HOLLY HILL ELEMENTARY [Orangeburg 3]

SCHOOL PROFILE

	Our School	Change from Last Year	Elementary Schools with Students Like Ours	Median Elementary School
Students (n=546)				
Retention rate	0.9%	Down from 5.9%	1.5%	1.2%
Attendance rate	93.5%	Down from 94.7%	95.9%	96.1%
Eligible for gifted and talented	1.2%	Down from 1.3%	4.4%	11.7%
With disabilities other than speech	9.3%	Down from 10.6%	8.4%	8.0%
Older than usual for grade	1.8%	No Change	0.8%	0.4%
Out-of-school suspensions or expulsions for violent and/or criminal offenses	0.2%	No Change	0.0%	0.0%
Teachers (n=35)				
Teachers with advanced degrees	48.6%	No Change	60.0%	60.5%
Continuing contract teachers	85.7%	Up from 81.1%	78.8%	84.6%
Teachers with emergency or provisional certificates	2.9%	Down from 3.0%	0.0%	0.0%
Teachers returning from previous year	94.4%	Up from 90.1%	83.5%	87.0%
Teacher attendance rate	89.7%	Down from 95.6%	95.4%	95.4%
Average teacher salary*	\$47,271	Down 0.4%	\$45,504	\$47,288
Classes not taught by highly qualified teachers	0.0%	No Change	0.0%	0.0%
Professional development days/teacher	10.7 days	Down from 12.0 days	10.6 days	10.5 days
School				
Principal's years at school	8.0	Up from 7.0	3.0	4.0
Student-teacher ratio in core subjects	19.2 to 1	Up from 17.3 to 1	17.1 to 1	19.2 to 1
Prime instructional time	82.2%	Down from 89.8%	90.4%	90.8%
Opportunities in the arts	Good	No Change	Good	Good
SACS accreditation	Yes	No Change	Yes	Yes
Parents attending conferences	97.2%	Up from 93.3%	100.0%	100.0%
Character development program	Excellent	No Change	Excellent	Excellent
Dollars spent per pupil**	\$8,731	Down 2.4%	\$8,757	\$7,548
Percent of expenditures for instruction**	65.5%	Down from 66.1%	68.1%	68.7%
Percent of expenditures for teacher salaries**	62.1%	Up from 60.2%	62.5%	65.1%
% of AYP objectives met	76.5%	Down from 89.5%	100.0%	100.0%

* Length of contract = 185+ days.

** Prior year audited financial data available.

EVALUATION RESULTS

	Teachers	Students*	Parents*
Number of surveys returned	31	0	0
Percent satisfied with learning environment	73.3%	N/R	N/R
Percent satisfied with social and physical environment	77.4%	N/R	N/R
Percent satisfied with school-home relations	53.3%	N/R	N/R

*Only students at the highest elementary school grade level at this school and their parents were included.

REPORT OF PRINCIPAL AND SCHOOL IMPROVEMENT COUNCIL

The Holly Hill Elementary School community of learners continues to focus on student growth and achievement. Strong parental support is evolving into positive parental involvement. Our home/school/community relationships continue to strengthen. Our school motto of "Putting Children First" drives our decision-making process.

Effective instruction remains our primary goal, with acquisition of literacy skills being our main focus. The faculty and staff actively participate in quality professional development activities and employ research-proven classroom strategies.

Our rural location limits our students' access to academic and cultural experiences outside of school. More than 125 students benefit daily from our partnership with the 21st Century/Orangeburg Boys and Girls Club. They participate in a variety of activities before, during, and after school, both on and off campus.

Parents take advantage of the many opportunities to plan, attend, and participate in school functions throughout the school year. They contribute valuable ideas as plans for school improvement and student success are developed and revised. A Scrabble Club that could lead to national tournaments in middle school was initiated by a parent volunteer.

During the 2009-2010 school year, approximately 45% of our students in grades 1-5 were recognized for academic achievements at award programs. Twenty-three fifth grade students were inducted into The National Junior Beta Club and one student placing fourth in the Spelling Bee at the Winter Competition held in Myrtle Beach. Over 200 children received Terrific Kids Awards from the Kiwanis Club of Santee. Five class and three individual projects earned honors in the District Science Fair. Five fifth grade students competed in the Regional Science Fair and two students won awards. Another fifth grade student was recognized by Orangeburg County for her outstanding character. Four students sang with the South Carolina Elementary Honors Choir. Five students attended the Orangeburg-Calhoun Consortium for the Arts Summer Program. Our students increased their reading of Accelerated Reader books to over 13,300. Our students were also involved in numerous altruistic and service learning projects.

We are confident that our students will exceed our expectations and successfully meet the challenges of our ever-changing society as they continue on their educational journey.

Carol Szorosy, Principal
Telissa Mack, SIC

Comprehensive detail, including definitions of ratings, performance criteria, and explanations of status, is available on www.ed.sc.gov and www.eoc.sc.gov as well as school and school district websites.

Printed versions are available from school districts upon request.

Abbreviations Key

N/A Not Applicable N/AV Not Available N/C Not Collected N/R Not Reported I/S Insufficient Sample TBD To be determined

NI Newly Identified CSI Continuing School Improvement CA Corrective Action RP Plan to Restructure R Restructure DELAY School Improvement Status HOLD School Improvement Status