



SC Annual School Report Card Summary

OAK POINTE ELEMENTARY
 Lexington/Richland 5
 Grades: PK-5 Enrollment: 649
 Principal: James E. Stephens
 Superintendent: Dr. Herbert Berg
 Board Chair: Robert Gantt

PERFORMANCE

Comprehensive detail, including definitions of ratings, performance criteria, and explanations of status, is available on www.ed.sc.gov and www.eoc.sc.gov as well as school and school district websites. Printed versions are available from school districts upon request.

YEAR	ABSOLUTE RATING	GROWTH RATING	PALMETTO GOLD AND SILVER AWARD		AYP STATUS	NCLB IMPROVEMENT STATUS
			General Performance	Closing the Gap		
2010	Excellent	Excellent	TBD	TBD	Met	N/A
2009	Excellent	Good	Gold	N/A	Met	N/A
2008	Good	Below Average	N/A	N/A	Not Met	N/A

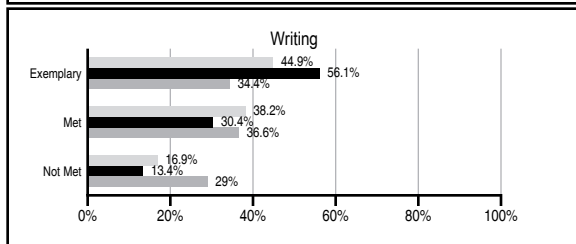
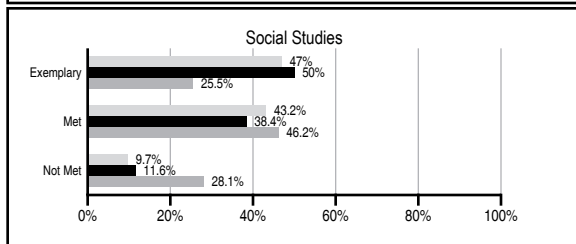
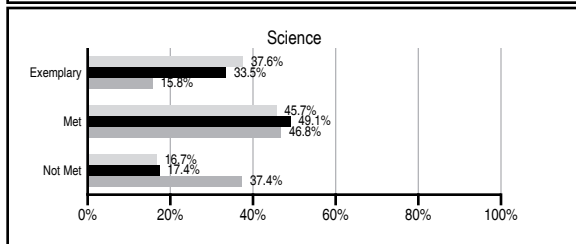
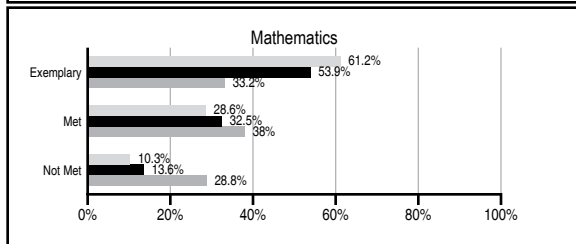
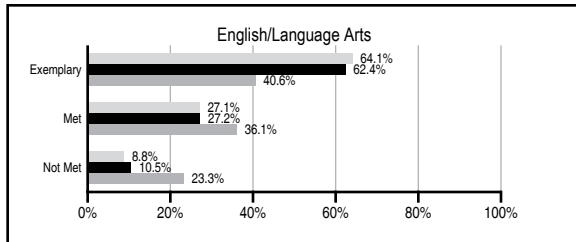
ABSOLUTE RATINGS OF ELEMENTARY SCHOOLS WITH STUDENTS LIKE OURS*

EXCELLENT	GOOD	AVERAGE	BELOW AVERAGE	AT-RISK
20	1	0	0	0

* Ratings are calculated with data available by 03/09/2011. Schools with Students Like Ours are Elementary Schools with Poverty Indices of no more than 5% above or below the index for this school.


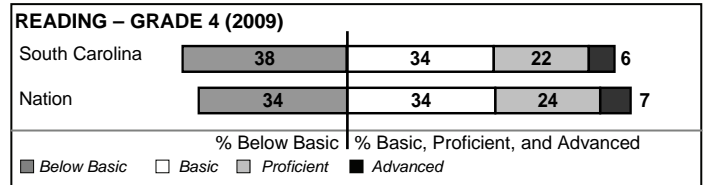
PASS PERFORMANCE

Our School
 Elementary Schools with Students Like Ours
 Elementary schools statewide



NAEP PERFORMANCE*

* Performance reported for SC and nation, data not available at school level. Percentages at NAEP Achievement Levels.



SC PERFORMANCE GOAL

2010 Goal:
 By 2010, SC's student achievement will be ranked in the top half of the states nationally. To achieve this goal, we must become one of the fastest improving systems in the country.

2020 Vision:
 By 2020 all students will graduate with the knowledge and skills necessary to compete successfully in the global economy, participate in a democratic society and contribute positively as members of families and communities.

Abbreviations Key

N/A Not Applicable N/AV Not Available N/C Not Collected N/R Not Reported I/S Insufficient Sample TBD To be determined

NI Newly Identified CSI Continuing School Improvement CA Corrective Action RP Plan to Restructure R Restructure DELAY School Improvement Status HOLD School Improvement Status

OAK POINTE ELEMENTARY [Lexington/Richland 5]

SCHOOL PROFILE

	Our School	Change from Last Year	Elementary Schools with Students Like Ours	Median Elementary School
Students (n=649)				
Retention rate	0.0%	Down from 0.3%	0.5%	1.2%
Attendance rate	99.8%	Up from 97.3%	96.8%	96.1%
Eligible for gifted and talented	30.2%	Up from 27.2%	29.6%	11.7%
With disabilities other than speech	10.2%	Up from 8.4%	7.4%	8.0%
Older than usual for grade	0.2%	Up from 0.0%	0.0%	0.4%
Out-of-school suspensions or expulsions for violent and/or criminal offenses	0.0%	No Change	0.0%	0.0%
Teachers (n=25)				
Teachers with advanced degrees	60.0%	Up from 46.2%	63.0%	60.5%
Continuing contract teachers	88.0%	Up from 84.6%	89.5%	84.6%
Teachers with emergency or provisional certificates	0.0%	No Change	0.0%	0.0%
Teachers returning from previous year	70.2%	N/A	89.4%	87.0%
Teacher attendance rate	94.1%	Down from 94.8%	95.2%	95.4%
Average teacher salary*	\$49,836	Up 6.8%	\$49,450	\$47,288
Classes not taught by highly qualified teachers	0.0%	Down from 1.8%	0.0%	0.0%
Professional development days/teacher	9.0 days	Up from 8.8 days	10.7 days	10.5 days
School				
Principal's years at school	4.5	Up from 3.5	6.0	4.0
Student-teacher ratio in core subjects	18.7 to 1	Up from 17.9 to 1	20.6 to 1	19.2 to 1
Prime instructional time	93.2%	Up from 91.6%	92.0%	90.8%
Opportunities in the arts	Good	No Change	Good	Good
SACS accreditation	Yes	No Change	Yes	Yes
Parents attending conferences	95.0%	Down from 99.9%	100.0%	100.0%
Character development program	Excellent	No Change	Excellent	Excellent
Dollars spent per pupil**	\$8,988	Up 3.2%	\$7,000	\$7,548
Percent of expenditures for instruction**	68.2%	Up from 64.4%	72.0%	68.7%
Percent of expenditures for teacher salaries**	66.5%	Up from 62.3%	68.5%	65.1%
% of AYP objectives met	100.0%	No Change	100.0%	100.0%

* Length of contract = 185+ days.

** Prior year audited financial data available.

EVALUATION RESULTS

	Teachers	Students*	Parents*
Number of surveys returned	39	75	31
Percent satisfied with learning environment	94.7%	94.6%	100.0%
Percent satisfied with social and physical environment	97.4%	91.9%	100.0%
Percent satisfied with school-home relations	100.0%	91.8%	96.8%

*Only students at the highest elementary school grade level at this school and their parents were included.

REPORT OF PRINCIPAL AND SCHOOL IMPROVEMENT COUNCIL

Oak Pointe Elementary School is a thriving school community committed to promoting excellence while ensuring academic, personal, physical and social development for children. We are focused on improving reading, mathematics, writing, science and social studies and quality experiences in the arts. There are high expectations for academic achievement and character education standards with an emphasis on celebrating diversity through community-building, enrichment, inclusion and mainstreaming. Our student population continues to grow as we attract interest from the District Five community through school choice and the Midlands of South Carolina as a desirable location for residency and educational excellence.

The 2009-10 school year was a banner year for success. The school received the Palmetto Gold Award for exemplary test scores and an Excellent overall rating. We were named as a Red Carpet School and a Community Friendly School for superior customer service. Our Teacher of the Year was named District Teacher of the Year. Our students, teachers and staff demonstrated their commitment to literacy by once again winning the No Book Left Unread Summer Reading Contest sponsored by the SC Association of School Librarians. A fourth-grade student won the Subway Fitness Art Contest. The school was awarded a \$1,000 grant to be used for fitness equipment for students. Our school newsletter, The Pony Express, was recognized by the South Carolina School Public Relations Association as Honorable Mention as an Outstanding Electronic Communication. Our community service projects were successful in creating a sense of community and helping others. In addition, Oak Pointe and District Five received national accreditation through AdvancED.

Our community supported improvements in our buildings and grounds. Through the work of the PTO, the Field of Dreams substantially increased the available playground space for our students. Fencing of the area was provided by the school district and the PTO. Funding from The Plant a Tree Drive enabled us to plant 16 crepe myrtles in the front driveway. Trees and shrubs were planted at the front entrance and behind the media center. Additional grassed areas provided more suitable places for students to play. Murals were added to the interior of the school to create a positive atmosphere for students. Our PTO supported technology instruction through the purchase of document cameras. A highly successful Arts Day, underwritten by the PTO, brought artists into the school to enhance the visual arts, music, drama, dance and literacy. Barnes and Noble Night stimulated our reading program and provided funds for library books. Our students enjoyed the Holiday Store sponsored by the PTO. Publix Night was successful in connecting the school to the community. The School Improvement Council provided leadership in the area of increasing safety, security, and communication. A Lobby Guard kiosk was installed to screen visitors entering the school while generating a name tag. Road signs now identify the school zone on Hollingshed Road after a survey indicated that parents were concerned about traffic congestion.

We appreciate the support of the Board of Trustees, the District Five administration and our community. They are to be commended for their contributions to support our students and the instructional program at Oak Pointe.

James E. Stephens, Principal
Patrick Cobb, SIC Chair

Comprehensive detail, including definitions of ratings, performance criteria, and explanations of status, is available on www.ed.sc.gov and www.eoc.sc.gov as well as school and school district websites.

Printed versions are available from school districts upon request.

Abbreviations Key

N/A Not Applicable N/AV Not Available N/C Not Collected N/R Not Reported I/S Insufficient Sample TBD To be determined

NI Newly Identified CSI Continuing School Improvement CA Corrective Action RP Plan to Restructure R Restructure DELAY School Improvement Status HOLD School Improvement Status