



SC Annual School Report Card Summary

RIVER SPRINGS ELEMENTARY
Lexington/Richland 5
Grades: K-5 **Enrollment: 677**
Principal: Melanie Cohen
Superintendent: Dr. Herbert Berg
Board Chair: Robert Gantt

PERFORMANCE

Comprehensive detail, including definitions of ratings, performance criteria, and explanations of status, is available on www.ed.sc.gov and www.eoc.sc.gov as well as school and school district websites. Printed versions are available from school districts upon request.

YEAR	ABSOLUTE RATING	GROWTH RATING	PALMETTO GOLD AND SILVER AWARD		AYP STATUS	NCLB IMPROVEMENT STATUS
			General Performance	Closing the Gap		
2010	Excellent	Excellent	TBD	TBD	Met	N/A
2009	Excellent	Excellent	Gold	Silver	Met	N/A
2008	Good	Below Average	N/A	N/A	Met	N/A

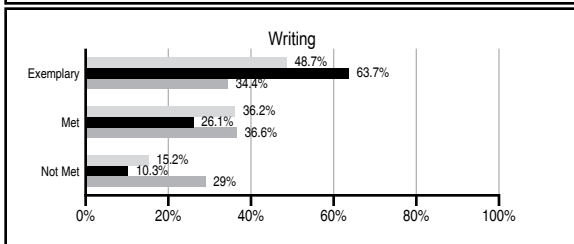
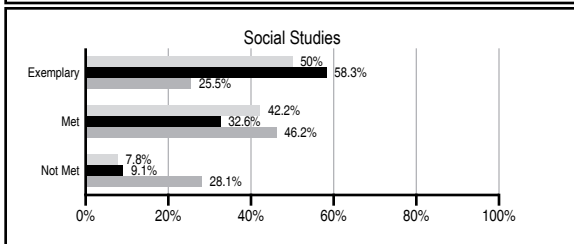
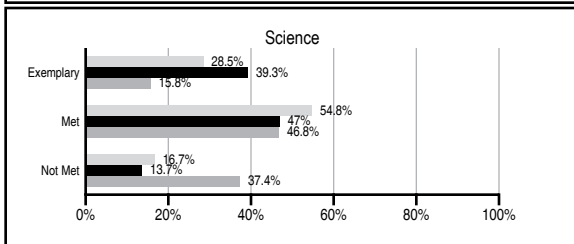
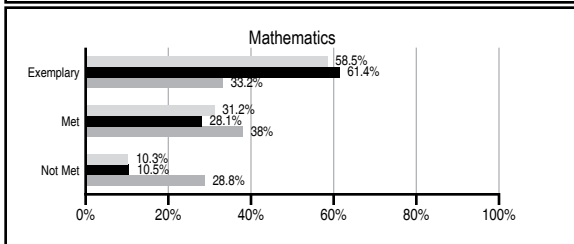
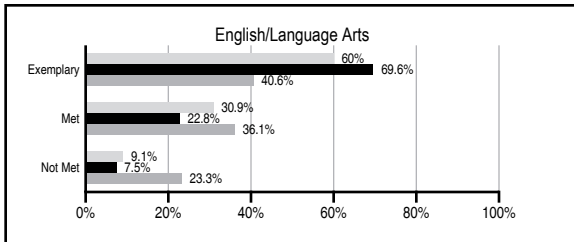
ABSOLUTE RATINGS OF ELEMENTARY SCHOOLS WITH STUDENTS LIKE OURS*

EXCELLENT	GOOD	AVERAGE	BELOW AVERAGE	AT-RISK
16	1	0	0	0

* Ratings are calculated with data available by 03/09/2011. Schools with Students Like Ours are Elementary Schools with Poverty Indices of no more than 5% above or below the index for this school.

PASS PERFORMANCE

Our School
 Elementary Schools with Students Like Ours
 Elementary schools statewide



NAEP PERFORMANCE*

* Performance reported for SC and nation, data not available at school level. Percentages at NAEP Achievement Levels.



SC PERFORMANCE GOAL

2010 Goal:
 By 2010, SC's student achievement will be ranked in the top half of the states nationally. To achieve this goal, we must become one of the fastest improving systems in the country.

2020 Vision:
 By 2020 all students will graduate with the knowledge and skills necessary to compete successfully in the global economy, participate in a democratic society and contribute positively as members of families and communities.

Abbreviations Key

N/A Not Applicable N/AV Not Available N/C Not Collected N/R Not Reported I/S Insufficient Sample TBD To be determined

NI Newly Identified CSI Continuing School Improvement CA Corrective Action RP Plan to Restructure R Restructure DELAY School Improvement Status HOLD School Improvement Status

RIVER SPRINGS ELEMENTARY [Lexington/Richland 5]

SCHOOL PROFILE

	Our School	Change from Last Year	Elementary Schools with Students Like Ours	Median Elementary School
Students (n=677)				
Retention rate	0.1%	Down from 0.2%	0.3%	1.2%
Attendance rate	99.9%	Up from 96.8%	96.9%	96.1%
Eligible for gifted and talented	33.5%	Up from 29.3%	35.3%	11.7%
With disabilities other than speech	2.2%	Down from 2.4%	4.7%	8.0%
Older than usual for grade	0.0%	No Change	0.1%	0.4%
Out-of-school suspensions or expulsions for violent and/or criminal offenses	0.1%	Up from 0.0%	0.0%	0.0%
Teachers (n=47)				
Teachers with advanced degrees	68.1%	Down from 72.3%	64.7%	60.5%
Continuing contract teachers	89.4%	Down from 95.7%	87.3%	84.6%
Teachers with emergency or provisional certificates	0.0%	No Change	0.0%	0.0%
Teachers returning from previous year	93.2%	Up from 84.2%	88.6%	87.0%
Teacher attendance rate	94.6%	Down from 95.5%	96.1%	95.4%
Average teacher salary*	\$49,463	Down 2.0%	\$50,174	\$47,288
Classes not taught by highly qualified teachers	0.0%	No Change	1.4%	0.0%
Professional development days/teacher	9.0 days	Down from 9.2 days	8.7 days	10.5 days
School				
Principal's years at school	1.0	No Change	6.0	4.0
Student-teacher ratio in core subjects	19.9 to 1	Up from 19.5 to 1	21.4 to 1	19.2 to 1
Prime instructional time	93.8%	Up from 91.6%	93.8%	90.8%
Opportunities in the arts	Good	No Change	Good	Good
SACS accreditation	Yes	No Change	Yes	Yes
Parents attending conferences	99.7%	Down from 99.9%	100.0%	100.0%
Character development program	Excellent	Up from Good	Excellent	Excellent
Dollars spent per pupil**	\$8,211	Up 4.1%	\$7,092	\$7,548
Percent of expenditures for instruction**	64.4%	Up from 63.5%	68.0%	68.7%
Percent of expenditures for teacher salaries**	63.4%	Up from 62.0%	65.8%	65.1%
% of AYP objectives met	100.0%	No Change	100.0%	100.0%

* Length of contract = 185+ days.

** Prior year audited financial data available.

EVALUATION RESULTS

	Teachers	Students*	Parents*
Number of surveys returned	49	116	102
Percent satisfied with learning environment	93.9%	93.1%	94.1%
Percent satisfied with social and physical environment	100.0%	93.9%	96.0%
Percent satisfied with school-home relations	97.9%	95.7%	94.1%

*Only students at the highest elementary school grade level at this school and their parents were included.

REPORT OF PRINCIPAL AND SCHOOL IMPROVEMENT COUNCIL

River Springs Elementary School is an outstanding community school located in Irmo, South Carolina. The students and faculty of River Springs enjoy tremendous support from our community partners as well as an unprecedented level of support and involvement of parents. It is with this support that we are able to achieve a high level of student success at River Springs Elementary.

The 2009-10 school year marked a renewed focus in the area of literacy. The teachers, administrators, and literacy coach worked closely together to examine data and professional practices in order to improve student achievement in the area of English language arts. Monthly Literacy Team meetings with grade level teachers and reading interventionists focused on classroom practice and assessment. Classroom teachers were provided extended time for professional development opportunities as well as time for individual coaching from the school literacy coach. Additionally, all teachers participated in monthly cohort groups that allowed for further professional development. Each of these opportunities provided a rich professional development experience that, in turn, positively impacted classroom instruction.

In addition to our academic program, our Related Arts classes provide opportunities for students in the areas of music, visual arts, physical education, world languages and technology. These classes enrich and extend our academic program and provide opportunities for students to excel in other areas. Our students were able to showcase their experiences in related arts through winter and spring musicals, a French Festival and performance and a physical education show for our PTO.

River Springs Elementary, in conjunction with the other schools in the district, participated in the SACS accreditation process this year to maintain an accredited status for our school. During this process, our school examined data and established goals for a five-year-plan for school improvement. The goals focus on academic achievement in the areas of math and English language arts, professional development, and teacher and administrator quality. These goals allow us to focus our efforts in productive and meaningful ways, and also to meet the state's requirements of excellence as a Palmetto Gold award winning school.

We will continue to meet the individual needs of every child and maintain a high level of student achievement through a rigorous and authentic instructional program. With the continued support of our Parent Teacher Organization and School Improvement Council, and the continued dedication and commitment from our talented faculty and staff, River Springs Elementary will certainly continue along the path of school improvement.

Respectfully submitted,
Melanie Cohen, Principal
Bill Shirey, SIC Chairman

Comprehensive detail, including definitions of ratings, performance criteria, and explanations of status, is available on www.ed.sc.gov and www.eoc.sc.gov as well as school and school district websites.

Printed versions are available from school districts upon request.

Abbreviations Key

N/A Not Applicable N/AV Not Available N/C Not Collected N/R Not Reported I/S Insufficient Sample TBD To be determined

NI Newly Identified CSI Continuing School Improvement CA Corrective Action RP Plan to Restructure R Restructure DELAY School Improvement Status HOLD School Improvement Status