



SC Annual School Report Card Summary

LAKE MURRAY ELEMENTARY
 Lexington/Richland 5
 Grades: K-5 Enrollment: 868
 Principal: Claire D. Thompson
 Superintendent: Dr. Herbert Berg
 Board Chair: Robert Gantt

PERFORMANCE

Comprehensive detail, including definitions of ratings, performance criteria, and explanations of status, is available on www.ed.sc.gov and www.eoc.sc.gov as well as school and school district websites. Printed versions are available from school districts upon request.

YEAR	ABSOLUTE RATING	GROWTH RATING	PALMETTO GOLD AND SILVER AWARD		AYP STATUS	NCLB IMPROVEMENT STATUS
			General Performance	Closing the Gap		
2010	Excellent	Excellent	TBD	TBD	Met	N/A
2009	Excellent	Excellent	Gold	Silver	Met	N/A
2008	Excellent	Excellent	Gold	N/A	Met	N/A

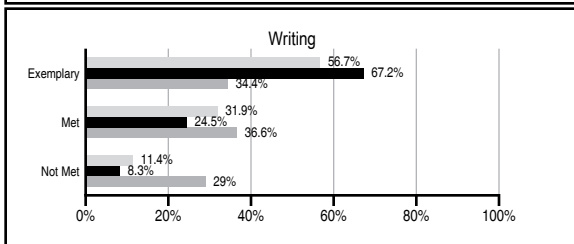
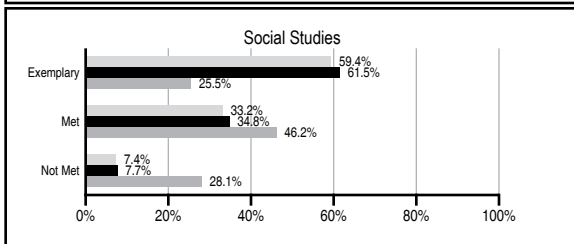
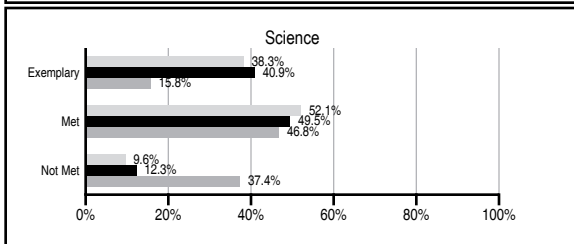
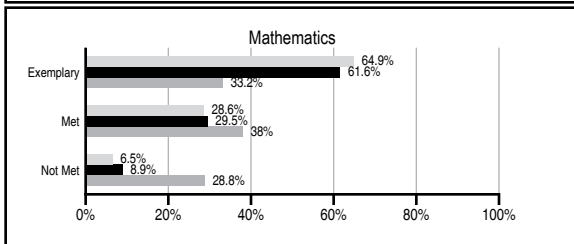
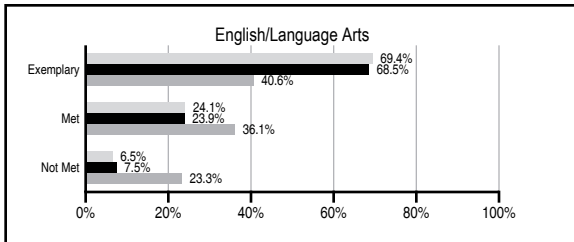
ABSOLUTE RATINGS OF ELEMENTARY SCHOOLS WITH STUDENTS LIKE OURS*

EXCELLENT	GOOD	AVERAGE	BELOW AVERAGE	AT-RISK
14	1	0	0	0

* Ratings are calculated with data available by 03/09/2011. Schools with Students Like Ours are Elementary Schools with Poverty Indices of no more than 5% above or below the index for this school.


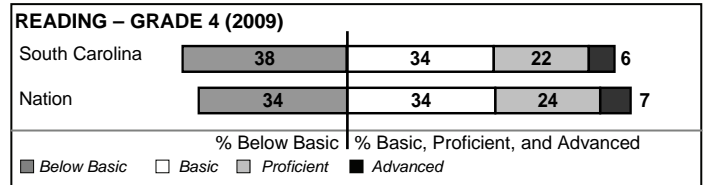
PASS PERFORMANCE

Our School
 Elementary Schools with Students Like Ours
 Elementary schools statewide



NAEP PERFORMANCE*

* Performance reported for SC and nation, data not available at school level. Percentages at NAEP Achievement Levels.



SC PERFORMANCE GOAL

2010 Goal:
 By 2010, SC's student achievement will be ranked in the top half of the states nationally. To achieve this goal, we must become one of the fastest improving systems in the country.

2020 Vision:
 By 2020 all students will graduate with the knowledge and skills necessary to compete successfully in the global economy, participate in a democratic society and contribute positively as members of families and communities.

Abbreviations Key

N/A Not Applicable N/AV Not Available N/C Not Collected N/R Not Reported I/S Insufficient Sample TBD To be determined

NI Newly Identified CSI Continuing School Improvement CA Corrective Action RP Plan to Restructure R Restructure DELAY School Improvement Status HOLD School Improvement Status

LAKE MURRAY ELEMENTARY [Lexington/Richland 5]

SCHOOL PROFILE

	Our School	Change from Last Year	Elementary Schools with Students Like Ours	Median Elementary School
Students (n=868)				
Retention rate	0.2%	Up from 0.1%	0.2%	1.2%
Attendance rate	99.9%	Up from 96.8%	96.9%	96.1%
Eligible for gifted and talented	39.7%	Up from 35.0%	37.1%	11.7%
With disabilities other than speech	5.5%	Up from 4.4%	4.7%	8.0%
Older than usual for grade	0.0%	No Change	0.0%	0.4%
Out-of-school suspensions or expulsions for violent and/or criminal offenses	0.0%	No Change	0.0%	0.0%
Teachers (n=59)				
Teachers with advanced degrees	72.9%	Up from 67.7%	66.7%	60.5%
Continuing contract teachers	83.1%	Up from 75.8%	89.4%	84.6%
Teachers with emergency or provisional certificates	2.0%	Down from 3.8%	0.0%	0.0%
Teachers returning from previous year	83.6%	Up from 80.5%	88.3%	87.0%
Teacher attendance rate	94.6%	Up from 93.6%	95.0%	95.4%
Average teacher salary*	\$50,583	Down 0.4%	\$50,420	\$47,288
Classes not taught by highly qualified teachers	1.4%	Up from 1.0%	0.0%	0.0%
Professional development days/teacher	13.2 days	Up from 11.2 days	9.0 days	10.5 days
School				
Principal's years at school	13.0	Up from 12.0	6.0	4.0
Student-teacher ratio in core subjects	21.0 to 1	Up from 20.6 to 1	20.4 to 1	19.2 to 1
Prime instructional time	94.0%	Up from 89.9%	93.6%	90.8%
Opportunities in the arts	Good	No Change	Good	Good
SACS accreditation	Yes	No Change	Yes	Yes
Parents attending conferences	100.0%	No Change	100.0%	100.0%
Character development program	Excellent	No Change	Excellent	Excellent
Dollars spent per pupil**	\$7,485	Up 0.7%	\$7,689	\$7,548
Percent of expenditures for instruction**	67.2%	Up from 66.2%	67.9%	68.7%
Percent of expenditures for teacher salaries**	65.8%	Up from 64.8%	65.8%	65.1%
% of AYP objectives met	100.0%	No Change	100.0%	100.0%

* Length of contract = 185+ days.

** Prior year audited financial data available.

EVALUATION RESULTS

	Teachers	Students*	Parents*
Number of surveys returned	64	156	103
Percent satisfied with learning environment	98.4%	89.7%	96.1%
Percent satisfied with social and physical environment	98.4%	92.2%	97.1%
Percent satisfied with school-home relations	100.0%	95.5%	91.3%

*Only students at the highest elementary school grade level at this school and their parents were included.

REPORT OF PRINCIPAL AND SCHOOL IMPROVEMENT COUNCIL

Lake Murray Elementary began implementation of our 2009-2014 School Renewal Plan, which includes goals for student achievement and school climate. This plan, written by staff and parents, establishes school goals and objectives for the next five years and was created by studying the achievement and survey data from past years. A focus for this year was on addressing weaker areas of our EOC parent survey. Teachers made positive contacts with parents throughout the year and invited parents into the classroom to see students at work. Parents, students and teachers also completed a school survey to determine areas of strength and weakness that will help determine our focus for future years. Based on high student achievement on the yearly state testing (PASS), LMES was awarded the Palmetto Gold Award for absolute performance and the Palmetto Silver Award for Closing the Achievement Gap for disabled students.

Activities to encourage physical fitness, health, and safety were held throughout the year. H1N1 vaccines were administered and students were encouraged to practice good health habits through student produced video productions. Fun physical activities were provided through the PE department such as Spring Into Fitness Run, field day, Jump Rope team, Girls on the Run, and Jump Rope for Heart events.

Students gave back to the community through raising funds for Haiti relief and summer activities for helping others. Throughout the year, students helped community residents through Operation Angel, food drives, collection of books for children, and a Blue Jean drive. To help conserve our natural resources, LMES "went green" and began sharing news through electronic resources such as RECS calls, parent portal, and web pages.

Our school continued our focus on literacy through participation in National Writing Day in October with the creation of traveling stories and individual student writings. Literacy night in January highlighted the wonderful activities of reading and writing. Our Book Fair and author visit gave students the opportunity to purchase books and hear how authors create books. Writing portfolios were shared with parents during Writing Celebrations held in the spring.

Parents support our school in many ways. Parents present at Career Day and at other special activities. They volunteer in classrooms and in PTO sponsored events. They serve as mentors for students and as members of district and school committees. Parents give feedback to us through state and school surveys, as well as through formal and informal conversations and conferences.

LMES was recognized for its friendly atmosphere and customer service with the Red Carpet Award from the State Department of Education and the Community Friendly School Award from our school district. Our student video production on staying healthy also won an award from the SC School Public Relations Association. We are proud of the accomplishments of our school and students.

Claire Thompson, Principal
Chris McMeekin, SIC Chair

Comprehensive detail, including definitions of ratings, performance criteria, and explanations of status, is available on www.ed.sc.gov and www.eoc.sc.gov as well as school and school district websites.

Printed versions are available from school districts upon request.

Abbreviations Key

N/A Not Applicable N/AV Not Available N/C Not Collected N/R Not Reported I/S Insufficient Sample TBD To be determined

NI Newly Identified CSI Continuing School Improvement CA Corrective Action RP Plan to Restructure R Restructure DELAY School Improvement Status HOLD School Improvement Status