



SC Annual School Report Card Summary

HARBISON WEST ELEMENTARY
Lexington/Richland 5
Grades: PK-5 Enrollment: 413
Principal: Dr. Barbara P. Brockhard
Superintendent: Dr. Herbert Berg
Board Chair: Robert Gantt

PERFORMANCE

Comprehensive detail, including definitions of ratings, performance criteria, and explanations of status, is available on www.ed.sc.gov and www.eoc.sc.gov as well as school and school district websites. Printed versions are available from school districts upon request.

YEAR	ABSOLUTE RATING	GROWTH RATING	PALMETTO GOLD AND SILVER AWARD		AYP STATUS	NCLB IMPROVEMENT STATUS
			General Performance	Closing the Gap		
2010	Average	Average	TBD	TBD	Not Met	RP
2009	Below Average	Average	N/A	N/A	Not Met	CA
2008	Below Average	Good	Silver	N/A	Not Met	CSI

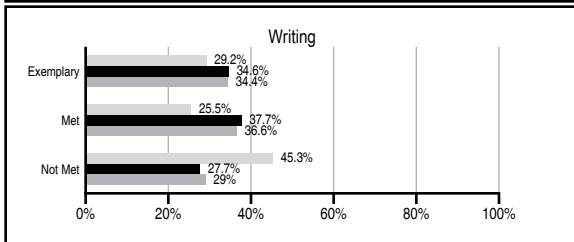
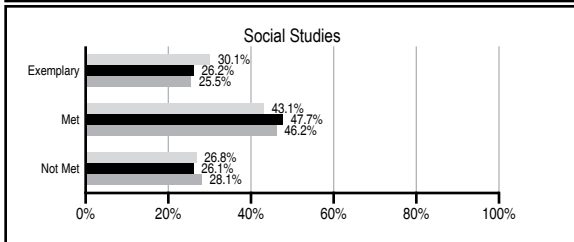
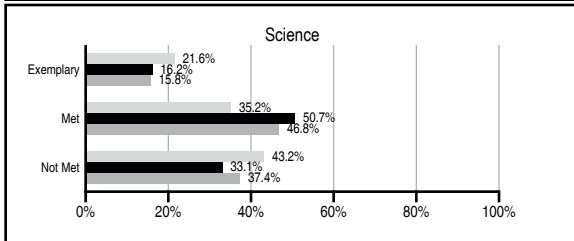
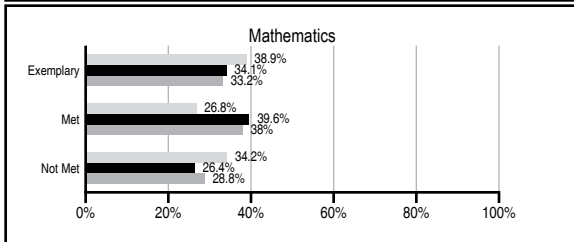
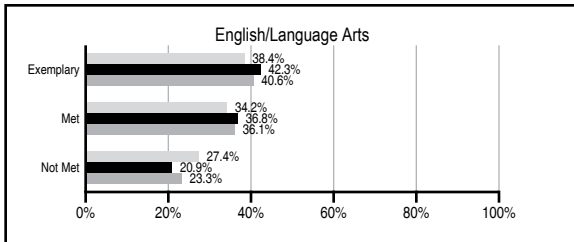
ABSOLUTE RATINGS OF ELEMENTARY SCHOOLS WITH STUDENTS LIKE OURS*

EXCELLENT	GOOD	AVERAGE	BELOW AVERAGE	AT-RISK
12	28	65	1	0

* Ratings are calculated with data available by 03/09/2011. Schools with Students Like Ours are Elementary Schools with Poverty Indices of no more than 5% above or below the index for this school.


PASS PERFORMANCE

Our School
 Elementary Schools with Students Like Ours
 Elementary schools statewide



NAEP PERFORMANCE*

* Performance reported for SC and nation, data not available at school level. Percentages at NAEP Achievement Levels.



SC PERFORMANCE GOAL

2010 Goal:
 By 2010, SC's student achievement will be ranked in the top half of the states nationally. To achieve this goal, we must become one of the fastest improving systems in the country.

2020 Vision:
 By 2020 all students will graduate with the knowledge and skills necessary to compete successfully in the global economy, participate in a democratic society and contribute positively as members of families and communities.

Abbreviations Key

N/A Not Applicable N/AV Not Available N/C Not Collected N/R Not Reported I/S Insufficient Sample TBD To be determined

NI Newly Identified CSI Continuing School Improvement CA Corrective Action RP Plan to Restructure R Restructure DELAY School Improvement Status HOLD School Improvement Status

HARBISON WEST ELEMENTARY [Lexington/Richland 5]

SCHOOL PROFILE

	Our School	Change from Last Year	Elementary Schools with Students Like Ours	Median Elementary School
Students (n=413)				
Retention rate	0.2%	Down from 1.1%	1.1%	1.2%
Attendance rate	99.9%	Up from 96.2%	96.0%	96.1%
Eligible for gifted and talented	21.3%	Up from 7.4%	12.7%	11.7%
With disabilities other than speech	13.9%	Down from 15.1%	8.5%	8.0%
Older than usual for grade	0.0%	Down from 0.3%	0.4%	0.4%
Out-of-school suspensions or expulsions for violent and/or criminal offenses	0.0%	No Change	0.0%	0.0%
Teachers (n=49)				
Teachers with advanced degrees	73.5%	Up from 71.4%	59.1%	60.5%
Continuing contract teachers	77.6%	Up from 75.5%	84.8%	84.6%
Teachers with emergency or provisional certificates	0.0%	No Change	0.0%	0.0%
Teachers returning from previous year	74.3%	Up from 71.0%	87.7%	87.0%
Teacher attendance rate	95.4%	Up from 93.9%	95.5%	95.4%
Average teacher salary*	\$46,809	Down 2.8%	\$47,193	\$47,288
Classes not taught by highly qualified teachers	4.9%	Down from 6.8%	0.0%	0.0%
Professional development days/teacher	6.0 days	Down from 15.1 days	9.9 days	10.5 days
School				
Principal's years at school	1.0	Down from 4.0	4.0	4.0
Student-teacher ratio in core subjects	16.4 to 1	Up from 13.3 to 1	19.4 to 1	19.2 to 1
Prime instructional time	94.7%	Up from 87.8%	91.1%	90.8%
Opportunities in the arts	Good	No Change	Good	Good
SACS accreditation	Yes	No Change	Yes	Yes
Parents attending conferences	100.0%	Up from 99.6%	100.0%	100.0%
Character development program	Excellent	No Change	Excellent	Excellent
Dollars spent per pupil**	\$15,898	Up 14.7%	\$7,272	\$7,548
Percent of expenditures for instruction**	64.6%	Down from 65.0%	67.6%	68.7%
Percent of expenditures for teacher salaries**	61.9%	Down from 63.2%	64.5%	65.1%
% of AYP objectives met	95.2%	Up from 84.2%	100.0%	100.0%

* Length of contract = 185+ days.

** Prior year audited financial data available.

EVALUATION RESULTS

	Teachers	Students*	Parents*
Number of surveys returned	52	58	35
Percent satisfied with learning environment	94.2%	87.9%	87.9%
Percent satisfied with social and physical environment	92.3%	86.2%	88.6%
Percent satisfied with school-home relations	74.5%	87.9%	97.1%

*Only students at the highest elementary school grade level at this school and their parents were included.

REPORT OF PRINCIPAL AND SCHOOL IMPROVEMENT COUNCIL

The 2009–2010 school year at Harbison West Elementary School was an exciting year. Our continued commitment to providing a high quality education for each child in our school was evident by our student achievement gains on the MAP tests.

Our students continue to achieve in many areas. Three students were recognized for their writing accomplishments through the State Superintendent's Writing contest. Nine students were selected to participate in the district's Honors Chorus and the school chorus received an Excellent award at The Festival of Music in Charlotte, NC. The Escolares Academy also presented The Music Man Jr. musical. Many of our students were chosen as winners in art competitions including the State Fair Art Contest and the Columbia Housing Authority Poster Contest.

Our top priority continues to be a focus on student achievement. Every teacher continues training in the use of best practices for instruction with the support of our Literacy Coach, Math Coach, and Technology Integration Specialist. Teachers also focus on data analysis in order to make sound instructional decisions that will best support student learning and instruction.

We strive to meet each child's individual needs at Harbison West Elementary School. Students in kindergarten through fifth grade work on their specific literacy needs through small group instruction with the support of Reading Recovery teachers, three Reading Interventionist, and trained paraprofessionals. All students continue to utilize the Compass Learning Odyssey Lab to work on targeted, explicit instruction in mathematics and reading through the computer.

HWES provides leadership opportunities and after school activities for our students and families. Students can participate in the HWES Morning News Team, Handy Helpers, Safety Patrol, Super Recyclers, and Book Buddies. After school opportunities include: an After School Chorus, HWES Step Team, Drama Club, Chess Club and performances during PTO programs and family night events. Through Project SOAR, students are able to participate in a free after-school program that supports their academic and social learning. The Boys and Girls Club also provides after school care for our students and families.

We promote family involvement through many planned events such as the Back to School Expo, Family Literacy, Family Movie Night, and Fabulous Fine Arts Night. We sponsor Parenting Power Sessions to support our families as they work with their children at home. Parents are also encouraged to volunteer in classrooms, chaperone field trips, participate in the Birthday Book Lunch, and participate in the Parent Teacher Organization.

The Escolares Academy, our district's first magnet program for Gifted and Talented students, was expanded this year as a third and fourth grade class was added. An additional second grade and two fifth grade classes will be added for the 2010-2011 school year. The program continues to grow each year.

The 2009-2010 school year has been a banner year at Harbison West Elementary. Our dedicated staff continues to focus on student achievement and success. We are "Explorers Enhancing Excellence".

Dr. Barbara Brockhard, Principal
Rev. Michael Buckson, SIC Chairman

Comprehensive detail, including definitions of ratings, performance criteria, and explanations of status, is available on www.ed.sc.gov and www.eoc.sc.gov as well as school and school district websites.

Printed versions are available from school districts upon request.

Abbreviations Key

N/A Not Applicable N/AV Not Available N/C Not Collected N/R Not Reported I/S Insufficient Sample TBD To be determined

NI Newly Identified CSI Continuing School Improvement CA Corrective Action RP Plan to Restructure R Restructure DELAY School Improvement Status HOLD School Improvement Status