

# SC Annual School Report Card Summary

**LEAPHART ELEMENTARY**  
Lexington/Richland 5

Grades: PK-5

Enrollment: 483

Principal: Rebecca McKenzie-Appling

Superintendent: Dr. Herbert Berg

Board Chair: Robert Gantt

## PERFORMANCE

Comprehensive detail, including definitions of ratings, performance criteria, and explanations of status, is available on [www.ed.sc.gov](http://www.ed.sc.gov) and [www.eoc.sc.gov](http://www.eoc.sc.gov) as well as school and school district websites. Printed versions are available from school districts upon request.

YEAR	ABSOLUTE RATING	GROWTH RATING	PALMETTO GOLD AND SILVER AWARD		AYP STATUS	NCLB IMPROVEMENT STATUS
			General Performance	Closing the Gap		
2010	Average	Average	TBD	TBD	Met	N/A
2009	Average	Average	N/A	N/A	Met	NI-DELAY
2008	Average	At-Risk	N/A	N/A	Not Met	NI

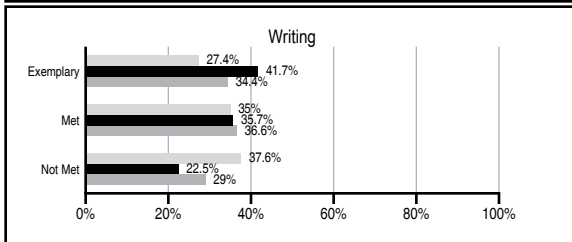
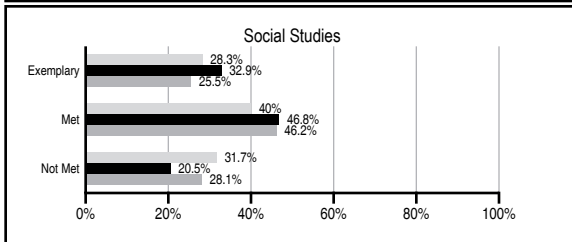
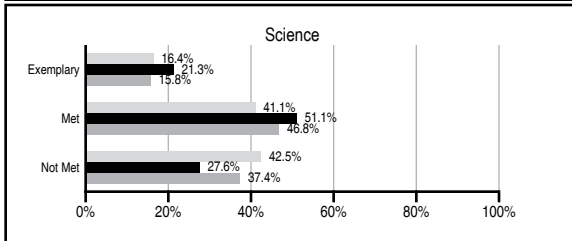
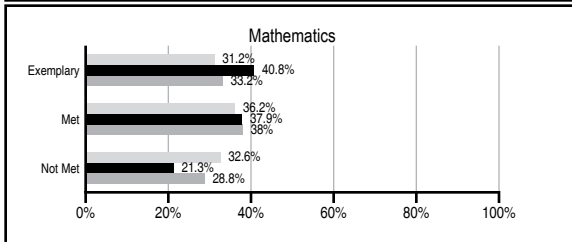
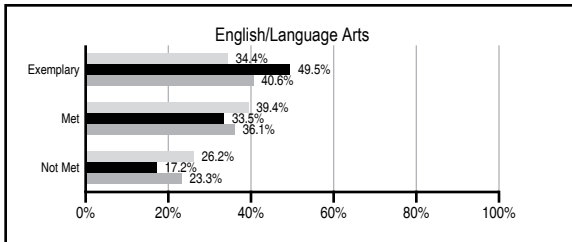
## ABSOLUTE RATINGS OF ELEMENTARY SCHOOLS WITH STUDENTS LIKE OURS\*

EXCELLENT	GOOD	AVERAGE	BELOW AVERAGE	AT-RISK
30	32	25	0	0

\* Ratings are calculated with data available by 03/09/2011. Schools with Students Like Ours are Elementary Schools with Poverty Indices of no more than 5% above or below the index for this school.

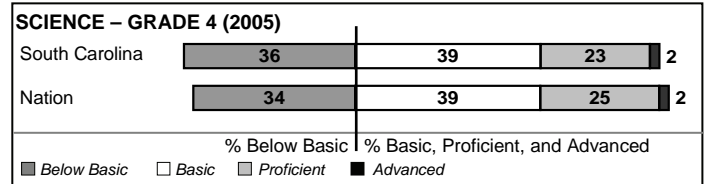

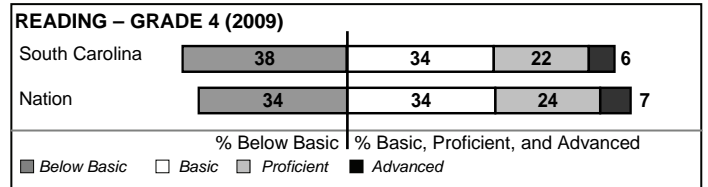
## PASS PERFORMANCE

Our School
  Elementary Schools with Students Like Ours
  Elementary schools statewide



## NAEP PERFORMANCE\*

\* Performance reported for SC and nation, data not available at school level. Percentages at NAEP Achievement Levels.



## SC PERFORMANCE GOAL

### 2010 Goal:

By 2010, SC's student achievement will be ranked in the top half of the states nationally. To achieve this goal, we must become one of the fastest improving systems in the country.

### 2020 Vision:

By 2020 all students will graduate with the knowledge and skills necessary to compete successfully in the global economy, participate in a democratic society and contribute positively as members of families and communities.

### Abbreviations Key

N/A Not Applicable N/AV Not Available N/C Not Collected N/R Not Reported I/S Insufficient Sample TBD To be determined

NI Newly Identified CSI Continuing School Improvement CA Corrective Action RP Plan to Restructure R Restructure DELAY School Improvement Status HOLD School Improvement Status

# LEAPHART ELEMENTARY [Lexington/Richland 5]

## SCHOOL PROFILE

	Our School	Change from Last Year	Elementary Schools with Students Like Ours	Median Elementary School
<b>Students (n=483)</b>				
Retention rate	0.0%	Down from 0.6%	1.0%	1.2%
Attendance rate	99.9%	Up from 96.8%	96.4%	96.1%
Eligible for gifted and talented	16.9%	Up from 15.8%	17.0%	11.7%
With disabilities other than speech	6.5%	Up from 5.8%	7.1%	8.0%
Older than usual for grade	0.0%	No Change	0.3%	0.4%
Out-of-school suspensions or expulsions for violent and/or criminal offenses	0.0%	No Change	0.0%	0.0%
<b>Teachers (n=44)</b>				
Teachers with advanced degrees	63.6%	Down from 68.1%	62.5%	60.5%
Continuing contract teachers	84.1%	Up from 80.9%	86.7%	84.6%
Teachers with emergency or provisional certificates	0.0%	No Change	0.0%	0.0%
Teachers returning from previous year	79.4%	Up from 78.4%	90.0%	87.0%
Teacher attendance rate	94.0%	Down from 94.9%	95.8%	95.4%
Average teacher salary*	\$48,360	Down 2.2%	\$48,579	\$47,288
Classes not taught by highly qualified teachers	0.0%	Down from 2.0%	0.0%	0.0%
Professional development days/teacher	11.9 days	Down from 14.4 days	11.4 days	10.5 days
<b>School</b>				
Principal's years at school	4.0	Up from 3.0	4.0	4.0
Student-teacher ratio in core subjects	16.8 to 1	No Change	19.9 to 1	19.2 to 1
Prime instructional time	92.5%	Up from 90.2%	91.8%	90.8%
Opportunities in the arts	Good	No Change	Good	Good
SACS accreditation	Yes	No Change	Yes	Yes
Parents attending conferences	100.0%	No Change	100.0%	100.0%
Character development program	Excellent	No Change	Excellent	Excellent
Dollars spent per pupil**	\$10,442	Up 12.1%	\$7,239	\$7,548
Percent of expenditures for instruction**	65.0%	Down from 65.6%	69.2%	68.7%
Percent of expenditures for teacher salaries**	64.0%	Up from 63.8%	66.0%	65.1%
% of AYP objectives met	100.0%	No Change	100.0%	100.0%

\* Length of contract = 185+ days.

\*\* Prior year audited financial data available.

## EVALUATION RESULTS

	Teachers	Students*	Parents*
Number of surveys returned	39	89	29
Percent satisfied with learning environment	56.4%	79.5%	82.8%
Percent satisfied with social and physical environment	64.1%	77.3%	69.0%
Percent satisfied with school-home relations	83.8%	87.6%	92.9%

\*Only students at the highest elementary school grade level at this school and their parents were included.

Comprehensive detail, including definitions of ratings, performance criteria, and explanations of status, is available on [www.ed.sc.gov](http://www.ed.sc.gov) and [www.eoc.sc.gov](http://www.eoc.sc.gov) as well as school and school district websites.

Printed versions are available from school districts upon request.

## REPORT OF PRINCIPAL AND SCHOOL IMPROVEMENT COUNCIL

"Learn-Excel-Achieve-Possibilities" encompasses our belief and vision for all children. The LEAPhart Engineering Arts Program (LEAP) will continue as a full implementation K-5 magnet STEM (science, technology, engineering, and mathematics) program. The mission of LEAP is to inspire, challenge, and empower all students by providing a rigorous problem-solving curriculum.

As the 2010-11 school year opens, approximately three-quarters of our facility will have undergone renovation. Technology infrastructure for our core areas (computer lab, media center, and theater), as well as for our primary classrooms, will have been completed. We are very excited to pilot "SMART Suite Classroom" in targeted classrooms in grades 3, 4, and 5. We will continue to utilize mobile laptop carts to enhance instruction throughout our building. Use of the SMART Response system to provide formative assessments to inform mathematics instructional planning was begun this past year. We will continue to refine its use, as well as expand it to involve science instruction.

Reading instruction will be a primary focus. Balanced literacy, with an added framework of units of study, based on the research and work of Lucy Caulkins, will enhance our instructional practice. Our professional development will incorporate renewed emphasis on all components of balance literacy, particularly guided reading. The Literacy Coach will be central to professional development efforts.

Leaphart Elementary School will be one of four schools in Lexington-Richland Five to pilot a Response to Intervention (RTI) plan. Reading specialists will be responsible for addressing the needs of at-risk students through the use of specific TIER II programs. Use of DIBELS and MAP assessment data will serve as the universal screening tool.

Professional development through collaborative efforts with the University of South Carolina College of Mechanical Engineering will support our continued learning of engineering concepts. Curriculum writing will continue through the integration of engineering into science and social studies units of study.

We appreciate the combined efforts of very involved PTO and SIC parent and community groups. The fundraising efforts of the PTO provide monetary support for materials and programs that we would otherwise not enjoy. Parental involvement in family oriented activities such as Science Inquiry Night, Math Night at Bi-Lo, and Breakfast and Books, to name a few, are opportunities for parents to engage in learning activities with their child.

Building children of character is also important. Students are encouraged to "REACH" for the best through the pillars of character that include respect, encouragement, attitude, character, and hope. We support continued implementation of the Responsive Classroom approach; in addition, teachers are being trained in "Time to Teach" to reinforce effective classroom management techniques.

Thank you for the opportunity to be a part of the lives of your children so they may "Learn-Excel-Achieve-Possibilities" at LEAPhart Elementary School.

Rebecca McKenzie-Appling, Principal  
Michael Johnson, School Improvement Council Chairperson

### Abbreviations Key

N/A Not Applicable N/AV Not Available N/C Not Collected N/R Not Reported I/S Insufficient Sample TBD To be determined

NI Newly Identified CSI Continuing School Improvement CA Corrective Action RP Plan to Restructure R Restructure DELAY School Improvement Status HOLD School Improvement Status