



SC Annual School Report Card Summary

IRMO ELEMENTARY
 Lexington/Richland 5
 Grades: K-5 Enrollment: 487
 Principal: Shannon S. McAlister
 Superintendent: Dr. Herbert Berg
 Board Chair: Robert Gantt

PERFORMANCE

Comprehensive detail, including definitions of ratings, performance criteria, and explanations of status, is available on www.ed.sc.gov and www.eoc.sc.gov as well as school and school district websites. Printed versions are available from school districts upon request.

YEAR	ABSOLUTE RATING	GROWTH RATING	PALMETTO GOLD AND SILVER AWARD		AYP STATUS	NCLB IMPROVEMENT STATUS
			General Performance	Closing the Gap		
2010	Excellent	Excellent	TBD	TBD	Met	N/A
2009	Excellent	Good	Gold	N/A	Met	N/A
2008	Good	Below Average	N/A	N/A	Not Met	N/A

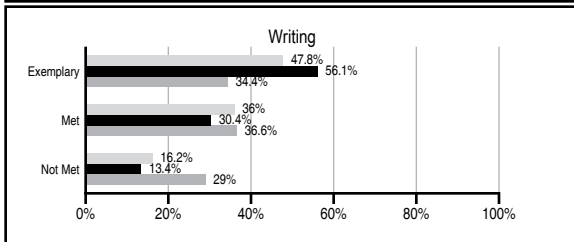
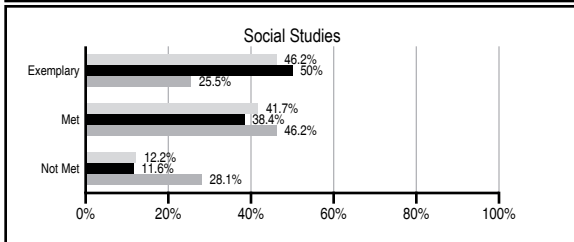
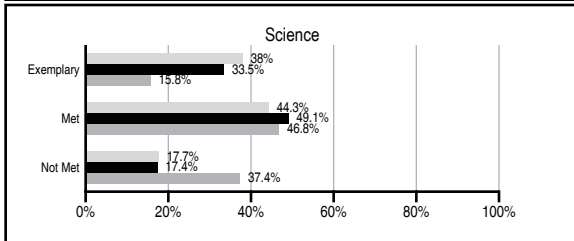
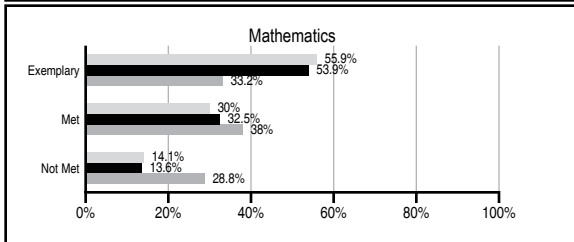
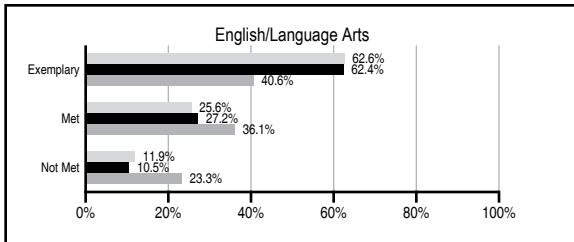
ABSOLUTE RATINGS OF ELEMENTARY SCHOOLS WITH STUDENTS LIKE OURS*

EXCELLENT	GOOD	AVERAGE	BELOW AVERAGE	AT-RISK
20	1	0	0	0

* Ratings are calculated with data available by 03/09/2011. Schools with Students Like Ours are Elementary Schools with Poverty Indices of no more than 5% above or below the index for this school.

PASS PERFORMANCE

Our School
 Elementary Schools with Students Like Ours
 Elementary schools statewide



NAEP PERFORMANCE*

* Performance reported for SC and nation, data not available at school level. Percentages at NAEP Achievement Levels.



SC PERFORMANCE GOAL

2010 Goal:
 By 2010, SC's student achievement will be ranked in the top half of the states nationally. To achieve this goal, we must become one of the fastest improving systems in the country.

2020 Vision:
 By 2020 all students will graduate with the knowledge and skills necessary to compete successfully in the global economy, participate in a democratic society and contribute positively as members of families and communities.

Abbreviations Key

N/A Not Applicable N/AV Not Available N/C Not Collected N/R Not Reported I/S Insufficient Sample TBD To be determined

NI Newly Identified CSI Continuing School Improvement CA Corrective Action RP Plan to Restructure R Restructure DELAY School Improvement Status HOLD School Improvement Status

IRMO ELEMENTARY [Lexington/Richland 5]

SCHOOL PROFILE

	Our School	Change from Last Year	Elementary Schools with Students Like Ours	Median Elementary School
Students (n=487)				
Retention rate	0.0%	Down from 1.0%	0.5%	1.2%
Attendance rate	99.9%	Up from 96.7%	96.8%	96.1%
Eligible for gifted and talented	29.6%	Down from 32.1%	29.6%	11.7%
With disabilities other than speech	9.1%	Up from 7.0%	7.4%	8.0%
Older than usual for grade	0.0%	No Change	0.0%	0.4%
Out-of-school suspensions or expulsions for violent and/or criminal offenses	0.2%	Up from 0.0%	0.0%	0.0%
Teachers (n=40)				
Teachers with advanced degrees	77.5%	No Change	63.0%	60.5%
Continuing contract teachers	90.0%	Down from 95.0%	89.5%	84.6%
Teachers with emergency or provisional certificates	0.0%	No Change	0.0%	0.0%
Teachers returning from previous year	88.9%	Up from 86.5%	89.4%	87.0%
Teacher attendance rate	94.5%	Up from 93.2%	95.2%	95.4%
Average teacher salary*	\$51,399	Down 1.2%	\$49,450	\$47,288
Classes not taught by highly qualified teachers	2.1%	Down from 4.2%	0.0%	0.0%
Professional development days/teacher	7.1 days	Down from 10.7 days	10.7 days	10.5 days
School				
Principal's years at school	2.0	Up from 1.0	6.0	4.0
Student-teacher ratio in core subjects	16.9 to 1	Down from 18.6 to 1	20.6 to 1	19.2 to 1
Prime instructional time	93.2%	Up from 88.4%	92.0%	90.8%
Opportunities in the arts	Good	No Change	Good	Good
SACS accreditation	Yes	No Change	Yes	Yes
Parents attending conferences	69.7%	Down from 99.0%	100.0%	100.0%
Character development program	Excellent	No Change	Excellent	Excellent
Dollars spent per pupil**	\$9,750	Up 0.5%	\$7,000	\$7,548
Percent of expenditures for instruction**	61.9%	Up from 61.4%	72.0%	68.7%
Percent of expenditures for teacher salaries**	61.2%	Up from 60.5%	68.5%	65.1%
% of AYP objectives met	100.0%	No Change	100.0%	100.0%

* Length of contract = 185+ days.

** Prior year audited financial data available.

EVALUATION RESULTS

	Teachers	Students*	Parents*
Number of surveys returned	38	70	49
Percent satisfied with learning environment	100.0%	95.7%	91.5%
Percent satisfied with social and physical environment	100.0%	94.3%	89.6%
Percent satisfied with school-home relations	100.0%	95.7%	93.6%

*Only students at the highest elementary school grade level at this school and their parents were included.

REPORT OF PRINCIPAL AND SCHOOL IMPROVEMENT COUNCIL

The mission of Irmo Elementary is to nurture and prepare every child with the knowledge and problem-solving skills to succeed in an increasingly global community. By offering programs that are data-driven, we foster superior achievement, responsible citizenship, and a foundation for lifelong learning. Irmo Elementary has a proud history of excellence. Among our accomplishments are designations as: Exemplary Writing School, South Carolina Department of Education Red Carpet School, Palmetto's Finest, National Blue Ribbon School of Excellence/ Lighthouse School, University of South Carolina Professional Development School, Intel/Scholastic 21st Century School of Distinction, as well as recognition as Palmetto Silver and Gold.

Second-grade teacher Joye Rush, and Faye Golding, cafeteria manager, were Irmo Elementary's 2009-10 Teacher of the Year and Support Employee of the Year, respectively. Our business partner of the year was Chick-fil-A on Harbison Boulevard. Irmo Elementary enjoys strong relationships with our families and community. We are extremely thankful for the continued support of area businesses.

Irmo Elementary students learn the value of service to our school and community through active participation in initiatives such as the school's "Wee Deliver" school postal system, Student Council, Safety Patrol, Recycling Club, "Green Thumb" Gardening Club, and our morning television show, WBEE. Our students have opportunities to hone their artistic talents through art clubs, yearbook staff, orchestra, theatrical and musical performances at our PTA meetings, and through participation in Super Star Singers.

Irmo Elementary is very fortunate to have dedicated parents and community members actively involved as volunteers in our classrooms, in Baxter Court, our outdoor classroom, in the IES Publishing Company, and at curriculum-based family nights. Students excitedly await PTA-sponsored reading celebrations, which allow each student to choose a book to add to their personal library, as well as the SIC sponsored Career Fair. PTA fundraising efforts support literacy and ongoing technology implementation throughout our school. The Honey Bunch After-School Program offers site-based afterschool and summer care for our students. Participating students take part in camp like explorations featuring athletics, academics, and the arts.

Our Professional Development collaboration with the University of South Carolina benefits staff and students alike. At Irmo Elementary, the instructional climate is one in which all stakeholders revere the value of a comprehensive instructional program and the development of effective instructional practice is ongoing. Our students and teachers are supported academically by a site-based Literacy Coach, Reading Interventionist, and Reading Recovery staff.

In partnership with our parents and community, Irmo Elementary School is proudly continuing the tradition of inspiring and embracing student success

Shannon McAlister, Principal
Rob Weber, SIC Chair

Comprehensive detail, including definitions of ratings, performance criteria, and explanations of status, is available on www.ed.sc.gov and www.eoc.sc.gov as well as school and school district websites.

Printed versions are available from school districts upon request.

Abbreviations Key

N/A Not Applicable N/AV Not Available N/C Not Collected N/R Not Reported I/S Insufficient Sample TBD To be determined

NI Newly Identified CSI Continuing School Improvement CA Corrective Action RP Plan to Restructure R Restructure DELAY School Improvement Status HOLD School Improvement Status