



# SC Annual School Report Card Summary

**DUTCH FORK ELEMENTARY**  
**Lexington/Richland 5**  
**Grades: PK-5** Enrollment: 552  
**Principal: June Lominack**  
**Superintendent: Dr. Herbert Berg**  
**Board Chair: Robert Gantt**

## PERFORMANCE

Comprehensive detail, including definitions of ratings, performance criteria, and explanations of status, is available on [www.ed.sc.gov](http://www.ed.sc.gov) and [www.eoc.sc.gov](http://www.eoc.sc.gov) as well as school and school district websites. Printed versions are available from school districts upon request.

YEAR	ABSOLUTE RATING	GROWTH RATING	PALMETTO GOLD AND SILVER AWARD		AYP STATUS	NCLB IMPROVEMENT STATUS
			General Performance	Closing the Gap		
2010	Excellent	Excellent	TBD	TBD	Met	N/A
2009	Good	Excellent	Gold	Gold	Met	N/A
2008	Good	Average	N/A	N/A	Not Met	N/A

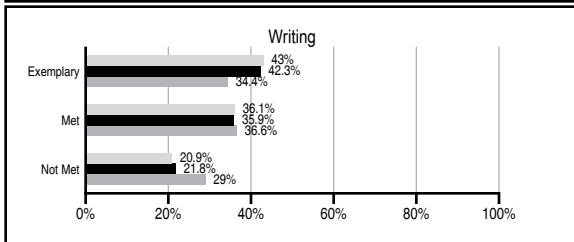
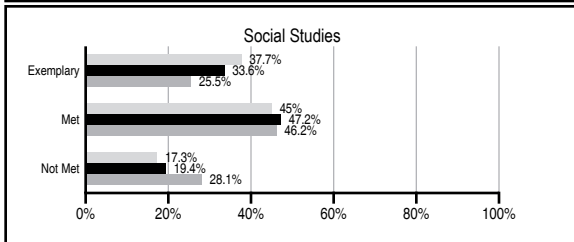
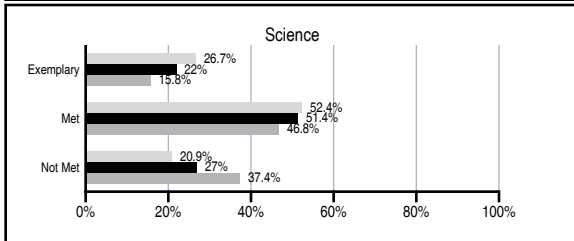
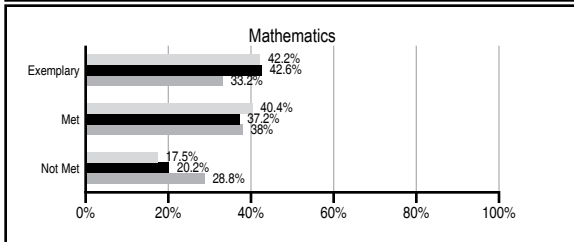
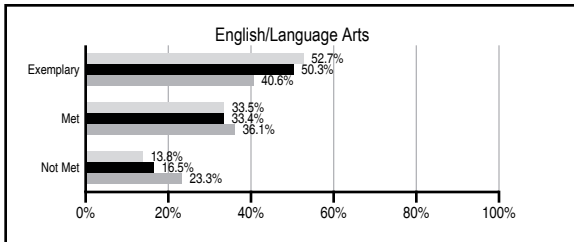
## ABSOLUTE RATINGS OF ELEMENTARY SCHOOLS WITH STUDENTS LIKE OURS\*

EXCELLENT	GOOD	AVERAGE	BELOW AVERAGE	AT-RISK
28	27	16	0	0

\* Ratings are calculated with data available by 03/09/2011. Schools with Students Like Ours are Elementary Schools with Poverty Indices of no more than 5% above or below the index for this school.

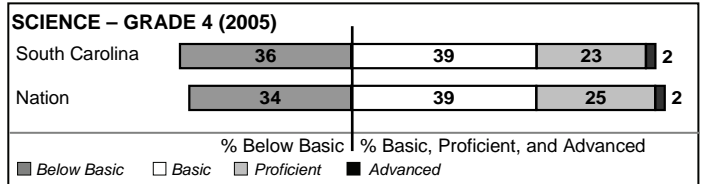

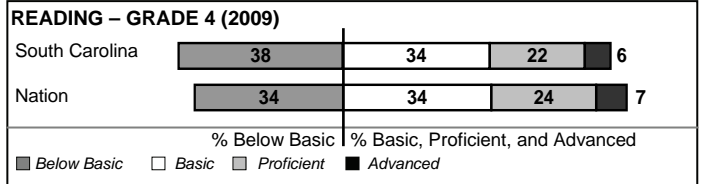
## PASS PERFORMANCE

Our School
  Elementary Schools with Students Like Ours
  Elementary schools statewide



## NAEP PERFORMANCE\*

\* Performance reported for SC and nation, data not available at school level. Percentages at NAEP Achievement Levels.



### SC PERFORMANCE GOAL

**2010 Goal:**  
 By 2010, SC's student achievement will be ranked in the top half of the states nationally. To achieve this goal, we must become one of the fastest improving systems in the country.

**2020 Vision:**  
 By 2020 all students will graduate with the knowledge and skills necessary to compete successfully in the global economy, participate in a democratic society and contribute positively as members of families and communities.

### Abbreviations Key

N/A Not Applicable N/AV Not Available N/C Not Collected N/R Not Reported I/S Insufficient Sample TBD To be determined  
 NI Newly Identified CSI Continuing School Improvement CA Corrective Action RP Plan to Restructure R Restructure DELAY School Improvement Status HOLD School Improvement Status

# DUTCH FORK ELEMENTARY [Lexington/Richland 5]

## SCHOOL PROFILE

	Our School	Change from Last Year	Elementary Schools with Students Like Ours	Median Elementary School
<b>Students (n=552)</b>				
Retention rate	0.2%	Up from 0.0%	0.8%	1.2%
Attendance rate	99.9%	Up from 96.7%	96.5%	96.1%
Eligible for gifted and talented	20.0%	Up from 16.9%	17.0%	11.7%
With disabilities other than speech	4.6%	Down from 6.3%	6.8%	8.0%
Older than usual for grade	0.0%	No Change	0.2%	0.4%
Out-of-school suspensions or expulsions for violent and/or criminal offenses	0.0%	No Change	0.0%	0.0%
<b>Teachers (n=44)</b>				
Teachers with advanced degrees	63.6%	Down from 63.8%	61.5%	60.5%
Continuing contract teachers	93.2%	Up from 83.0%	85.7%	84.6%
Teachers with emergency or provisional certificates	0.0%	No Change	0.0%	0.0%
Teachers returning from previous year	89.3%	Up from 83.8%	89.3%	87.0%
Teacher attendance rate	93.1%	Up from 89.0%	95.8%	95.4%
Average teacher salary*	\$51,386	Up 6.7%	\$47,985	\$47,288
Classes not taught by highly qualified teachers	4.9%	Up from 2.0%	0.0%	0.0%
Professional development days/teacher	11.9 days	Up from 7.2 days	11.4 days	10.5 days
<b>School</b>				
Principal's years at school	8.0	Up from 7.0	4.0	4.0
Student-teacher ratio in core subjects	17.8 to 1	Up from 17.6 to 1	19.9 to 1	19.2 to 1
Prime instructional time	92.4%	Up from 84.7%	91.8%	90.8%
Opportunities in the arts	Good	No Change	Good	Good
SACS accreditation	Yes	No Change	Yes	Yes
Parents attending conferences	99.4%	Down from 100.0%	100.0%	100.0%
Character development program	Excellent	No Change	Excellent	Excellent
Dollars spent per pupil**	\$9,112	Up 3.5%	\$7,129	\$7,548
Percent of expenditures for instruction**	64.0%	Up from 63.1%	70.1%	68.7%
Percent of expenditures for teacher salaries**	63.2%	Up from 62.0%	67.0%	65.1%
% of AYP objectives met	100.0%	No Change	100.0%	100.0%

\* Length of contract = 185+ days.

\*\* Prior year audited financial data available.

## EVALUATION RESULTS

	Teachers	Students*	Parents*
Number of surveys returned	41	95	75
Percent satisfied with learning environment	100.0%	87.2%	93.3%
Percent satisfied with social and physical environment	100.0%	90.5%	89.2%
Percent satisfied with school-home relations	95.1%	94.6%	86.5%

\*Only students at the highest elementary school grade level at this school and their parents were included.

## REPORT OF PRINCIPAL AND SCHOOL IMPROVEMENT COUNCIL

The mission of Dutch Fork Elementary School (DFES), through partnerships established among our staff, parents and community, is to provide each student a comprehensive high-quality academic program as outlined in the South Carolina State Standards. It is our purpose to foster positive social behaviors and attitudes in a safe, respectful environment. We will monitor progress through formative and summative assessments. Support will be provided through enrichment, intervention, peer coaching, guidance services, and continuing professional inquiry by staff members.

Our vision at DFES is to continue to create an atmosphere that promotes both challenging academic standards and development of social and life skills. The faculty, staff, students, parents, community members, PTO, and School Improvement Council all work together to provide a safe, warm, and nurturing atmosphere to create the best learning environment possible. We were named a "Community-Friendly School" this year.

DFES continued to improve academically as measured by our formative assessments. Our teachers focused on the reading process to foster growth for every child. They implemented daily read-alouds, book clubs, guided reading, independent reading, writer's workshop, reader's theater, word study and book buddies to help each child reach his or her maximum potential. We fully implemented the Everyday Mathematics program at all grade levels. Our MAP testing results indicate that over 60% of our students met their target growth in reading and over 70% met their target growth in math.

In addition to our academic offerings, we continued many of the programs from previous years, including Terrific Kids, Students of Distinction, Green Team Recyclers, PE Intramurals, Holiday Store, Fun Day, GEMS, talent shows, art displays, Spanish school store, Reader's Theater, Bingo Night, Fall Festival, Wendy's, Zaxby's and Sonic Night. Kit Klub, our after-school program, continued to provide an exemplary option for working parents. In Kit Klub, students participated in homework and tutoring sessions, cooking classes, gardening, computer lab, physical education, and many service projects.

DFES is working toward becoming a Green Steps School. We have earned a step in recycling and in energy conservation. Wal-Mart donated \$2,000 to assist us in our environmental projects.

We are committed to continuous improvement through engaging and thought-provoking curricula. We challenge our students to think, question, and apply their knowledge to solve problems. We have high expectations for all of our students and with our dedicated teachers, staff, and parents these expectations are met.

June Lominack, Principal  
Leigh Ann Monroe, School Improvement Council Chair

Comprehensive detail, including definitions of ratings, performance criteria, and explanations of status, is available on [www.ed.sc.gov](http://www.ed.sc.gov) and [www.eoc.sc.gov](http://www.eoc.sc.gov) as well as school and school district websites.

Printed versions are available from school districts upon request.

### Abbreviations Key

N/A Not Applicable N/AV Not Available N/C Not Collected N/R Not Reported I/S Insufficient Sample TBD To be determined

NI Newly Identified CSI Continuing School Improvement CA Corrective Action RP Plan to Restructure R Restructure DELAY School Improvement Status HOLD School Improvement Status