



SC Annual School Report Card Summary

SPRINGFIELD ELEMENTARY
Greenwood 50
Grades: K-5 Enrollment: 588
Principal: Bonnie R. Corbitt
Superintendent: Darrell Johnson
Board Chair: Debrah Miller

PERFORMANCE

Comprehensive detail, including definitions of ratings, performance criteria, and explanations of status, is available on www.ed.sc.gov and www.eoc.sc.gov as well as school and school district websites. Printed versions are available from school districts upon request.

YEAR	ABSOLUTE RATING	GROWTH RATING	PALMETTO GOLD AND SILVER AWARD		AYP STATUS	NCLB IMPROVEMENT STATUS
			General Performance	Closing the Gap		
2010	Average	Good	TBD	TBD	Met	N/A
2009	Average	Average	N/A	N/A	Met	N/A
2008	Average	Below Average	N/A	N/A	Not Met	N/A

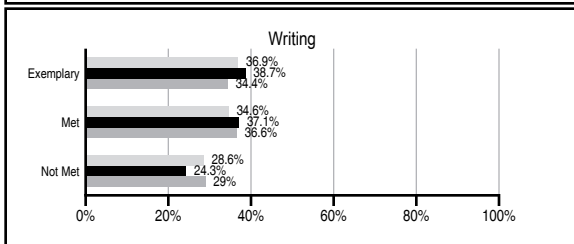
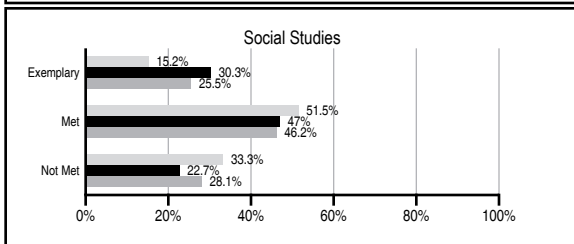
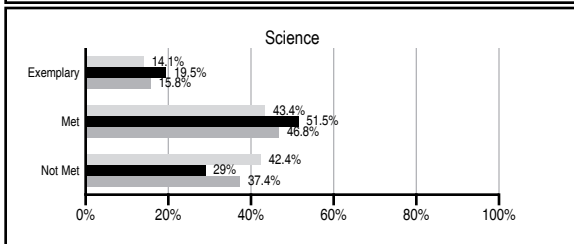
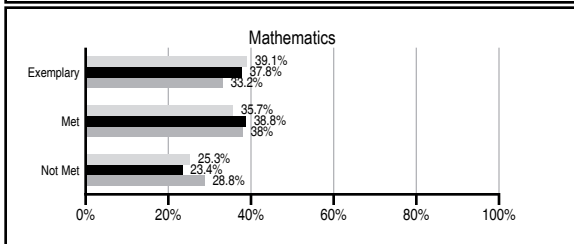
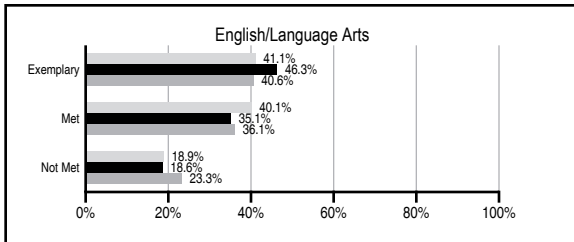
ABSOLUTE RATINGS OF ELEMENTARY SCHOOLS WITH STUDENTS LIKE OURS*

EXCELLENT	GOOD	AVERAGE	BELOW AVERAGE	AT-RISK
18	37	38	0	0

* Ratings are calculated with data available by 03/09/2011. Schools with Students Like Ours are Elementary Schools with Poverty Indices of no more than 5% above or below the index for this school.

PASS PERFORMANCE

Our School
 Elementary Schools with Students Like Ours
 Elementary schools statewide



NAEP PERFORMANCE*

* Performance reported for SC and nation, data not available at school level. Percentages at NAEP Achievement Levels.



SC PERFORMANCE GOAL

2010 Goal:
 By 2010, SC's student achievement will be ranked in the top half of the states nationally. To achieve this goal, we must become one of the fastest improving systems in the country.

2020 Vision:
 By 2020 all students will graduate with the knowledge and skills necessary to compete successfully in the global economy, participate in a democratic society and contribute positively as members of families and communities.

Abbreviations Key

N/A Not Applicable N/AV Not Available N/C Not Collected N/R Not Reported I/S Insufficient Sample TBD To be determined

NI Newly Identified CSI Continuing School Improvement CA Corrective Action RP Plan to Restructure R Restructure DELAY School Improvement Status HOLD School Improvement Status

SPRINGFIELD ELEMENTARY [Greenwood 50]

SCHOOL PROFILE

	Our School	Change from Last Year	Elementary Schools with Students Like Ours	Median Elementary School
Students (n=588)				
Retention rate	0.4%	Down from 1.2%	1.3%	1.2%
Attendance rate	96.3%	Down from 96.5%	96.1%	96.1%
Eligible for gifted and talented	14.4%	Up from 12.8%	15.5%	11.7%
With disabilities other than speech	6.0%	Down from 6.4%	8.2%	8.0%
Older than usual for grade	0.2%	Up from 0.0%	0.3%	0.4%
Out-of-school suspensions or expulsions for violent and/or criminal offenses	0.0%	No Change	0.0%	0.0%
Teachers (n=36)				
Teachers with advanced degrees	63.9%	Up from 58.5%	59.3%	60.5%
Continuing contract teachers	91.7%	Up from 78.0%	88.2%	84.6%
Teachers with emergency or provisional certificates	0.0%	No Change	0.0%	0.0%
Teachers returning from previous year	80.4%	Up from 77.6%	88.4%	87.0%
Teacher attendance rate	95.9%	Up from 94.3%	95.5%	95.4%
Average teacher salary*	\$46,422	Down 2.3%	\$47,850	\$47,288
Classes not taught by highly qualified teachers	0.0%	No Change	0.0%	0.0%
Professional development days/teacher	13.2 days	Down from 16.0 days	10.4 days	10.5 days
School				
Principal's years at school	5.0	Up from 4.0	5.0	4.0
Student-teacher ratio in core subjects	22.0 to 1	Up from 20.5 to 1	20.1 to 1	19.2 to 1
Prime instructional time	91.7%	Up from 90.3%	90.8%	90.8%
Opportunities in the arts	Good	No Change	Good	Good
SACS accreditation	Yes	No Change	Yes	Yes
Parents attending conferences	98.9%	Down from 100.0%	100.0%	100.0%
Character development program	Excellent	No Change	Excellent	Excellent
Dollars spent per pupil**	\$7,328	Down 4.3%	\$6,847	\$7,548
Percent of expenditures for instruction**	65.8%	Down from 67.7%	69.0%	68.7%
Percent of expenditures for teacher salaries**	63.5%	Down from 64.1%	66.0%	65.1%
% of AYP objectives met	100.0%	No Change	100.0%	100.0%

* Length of contract = 185+ days.

** Prior year audited financial data available.

EVALUATION RESULTS

	Teachers	Students*	Parents*
Number of surveys returned	38	86	71
Percent satisfied with learning environment	92.1%	89.5%	95.8%
Percent satisfied with social and physical environment	100.0%	94.1%	88.6%
Percent satisfied with school-home relations	100.0%	88.2%	91.3%

*Only students at the highest elementary school grade level at this school and their parents were included.

REPORT OF PRINCIPAL AND SCHOOL IMPROVEMENT COUNCIL

Springfield Elementary is a school committed to excellence through self reflection, data driven decisions and appropriate change. We are a welcoming school; students, parents, visitors and staff all feel at home in our "Red Carpet" environment. As an academic leader in our community, Springfield has developed Professional Learning Communities at all levels, equipping and empowering teachers to make fundamental and critical decisions regarding the instructional program needed within their classes. Teachers have been given the necessary resources and the essential support to enhance the learning environment in all grades. Our school provides a safe, caring, and structured atmosphere designed to meet the needs of all. During this year, Mrs. Sharon Lagrone was selected as our First Year Teacher of the Year. Mrs. Missy McCutcheon was selected as our Teacher of the Year and Mrs. Shannon Joseph was selected as both our school and district Piedmont Reading Council Teacher of the Year. In addition to the recognition of these outstanding educators, Springfield was recognized for a second time as a Palmetto's Finest Finalist School.

Student engagement and active involvement is a continuous expectation for each student and teacher at Springfield. Students are reminded of this daily on the morning news show. They know that they are believed in and that "failure is not an option." MAP testing, data analysis, and Response to Intervention assessments form the crux of instructional decisions as teachers and administrators evaluate student progress, participate in professional discussions, make needed curricula changes, and work cooperatively to enhance learning. Our school goals focus on teaching and learning, active engagement, and strengthening community. Professional book studies and collegial Professional Learning Communities (PLC's) further support our focus on student achievement and on teamwork.

Parent involvement is an integral part of our school program with Family Literacy Nights, Books and Breakfast, Book Fairs, Grandparent's Day, Family Math Night at Food Lion, Birthday Lunches, Principal's Coffees, PTO, SIC, Field Trips, Fall Carnival, Field Day, Reading Celebration Day, ESOL Family Night, parent conferences and classroom visits. Volunteers "stand in the gap" as they assist with many of these events, work with students, develop displays, and work with our case manager in furthering positive behaviors and school success with students.

The use of technology to enhance and support instruction and to communicate with all stakeholders is an ongoing endeavor within our school community. Students and staff participate in numerous service learning projects yearly. Our student council added in a special "school spirit day" focusing on a theme each month in order to raise funds for the charity of their choice, Shriner's Children's Hospital. We have assisted with both local, state and national service projects throughout the year. In all that we do, our continuing goal is teaching all students to care and caring that all students learn.

Hattie Mae Christopher and Leigh Ann Knierim, School Improvement Council CoChairs
Bonnie R. Corbitt, Principal

Comprehensive detail, including definitions of ratings, performance criteria, and explanations of status, is available on www.ed.sc.gov and www.eoc.sc.gov as well as school and school district websites.

Printed versions are available from school districts upon request.

Abbreviations Key

N/A Not Applicable N/AV Not Available N/C Not Collected N/R Not Reported I/S Insufficient Sample TBD To be determined

NI Newly Identified CSI Continuing School Improvement CA Corrective Action RP Plan to Restructure R Restructure DELAY School Improvement Status HOLD School Improvement Status