

SC Annual School Report Card Summary

HODGES ELEMENTARY
Greenwood 50
Grades: K-5 Enrollment: 246
Principal: Roger Richburg
Superintendent: Darrell Johnson
Board Chair: Debrah Miller

PERFORMANCE

Comprehensive detail, including definitions of ratings, performance criteria, and explanations of status, is available on www.ed.sc.gov and www.eoc.sc.gov as well as school and school district websites. Printed versions are available from school districts upon request.

YEAR	ABSOLUTE RATING	GROWTH RATING	PALMETTO GOLD AND SILVER AWARD		AYP STATUS	NCLB IMPROVEMENT STATUS
			General Performance	Closing the Gap		
2010	Average	Good	TBD	TBD	Met	N/A
2009	Average	Good	Silver	N/A	Met	NI-DELAY
2008	Below Average	Good	Silver	N/A	Not Met	NI

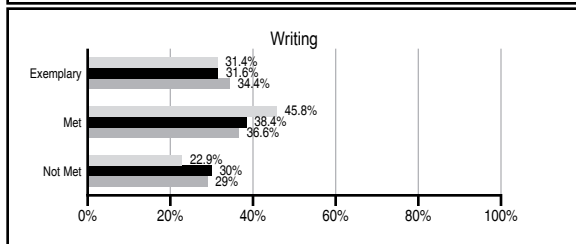
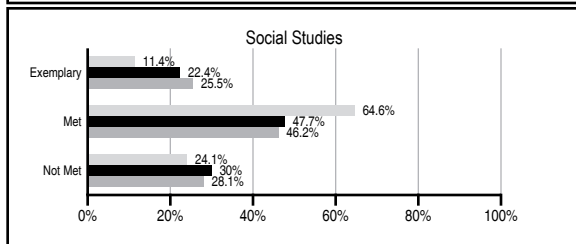
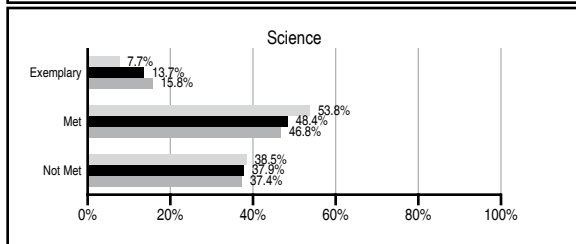
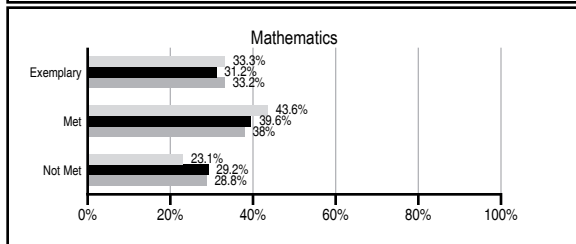
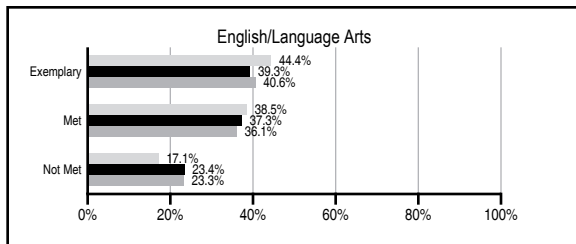
ABSOLUTE RATINGS OF ELEMENTARY SCHOOLS WITH STUDENTS LIKE OURS*

EXCELLENT	GOOD	AVERAGE	BELOW AVERAGE	AT-RISK
5	23	90	5	0

* Ratings are calculated with data available by 03/09/2011. Schools with Students Like Ours are Elementary Schools with Poverty Indices of no more than 5% above or below the index for this school.

PASS PERFORMANCE

Our School
 Elementary Schools with Students Like Ours
 Elementary schools statewide



NAEP PERFORMANCE*

* Performance reported for SC and nation, data not available at school level. Percentages at NAEP Achievement Levels.



SC PERFORMANCE GOAL

2010 Goal:
 By 2010, SC's student achievement will be ranked in the top half of the states nationally. To achieve this goal, we must become one of the fastest improving systems in the country.

2020 Vision:
 By 2020 all students will graduate with the knowledge and skills necessary to compete successfully in the global economy, participate in a democratic society and contribute positively as members of families and communities.

Abbreviations Key

N/A Not Applicable N/AV Not Available N/C Not Collected N/R Not Reported I/S Insufficient Sample TBD To be determined

NI Newly Identified CSI Continuing School Improvement CA Corrective Action RP Plan to Restructure R Restructure DELAY School Improvement Status HOLD School Improvement Status

HODGES ELEMENTARY [Greenwood 50]

SCHOOL PROFILE

	Our School	Change from Last Year	Elementary Schools with Students Like Ours	Median Elementary School
Students (n=246)				
Retention rate	0.4%	Down from 0.7%	1.2%	1.2%
Attendance rate	95.6%	Down from 96.1%	95.9%	96.1%
Eligible for gifted and talented	12.8%	Up from 7.3%	11.1%	11.7%
With disabilities other than speech	7.8%	Down from 10.5%	8.8%	8.0%
Older than usual for grade	0.0%	No Change	0.4%	0.4%
Out-of-school suspensions or expulsions for violent and/or criminal offenses	0.0%	No Change	0.0%	0.0%
Teachers (n=18)				
Teachers with advanced degrees	44.4%	Up from 39.1%	60.8%	60.5%
Continuing contract teachers	94.4%	Up from 82.6%	85.7%	84.6%
Teachers with emergency or provisional certificates	0.0%	No Change	0.0%	0.0%
Teachers returning from previous year	89.5%	Down from 92.1%	88.8%	87.0%
Teacher attendance rate	94.1%	Down from 95.5%	95.1%	95.4%
Average teacher salary*	\$48,813	Down 1.2%	\$47,190	\$47,288
Classes not taught by highly qualified teachers	0.0%	No Change	0.0%	0.0%
Professional development days/teacher	13.7 days	Up from 12.2 days	10.7 days	10.5 days
School				
Principal's years at school	3.0	Up from 2.0	4.0	4.0
Student-teacher ratio in core subjects	16.9 to 1	Down from 17.6 to 1	19.1 to 1	19.2 to 1
Prime instructional time	88.8%	Down from 91.2%	90.0%	90.8%
Opportunities in the arts	Good	No Change	Good	Good
SACS accreditation	Yes	No Change	Yes	Yes
Parents attending conferences	100.0%	Up from 97.9%	100.0%	100.0%
Character development program	Excellent	No Change	Excellent	Excellent
Dollars spent per pupil**	\$9,281	Up 18.7%	\$7,537	\$7,548
Percent of expenditures for instruction**	64.2%	No Change	67.6%	68.7%
Percent of expenditures for teacher salaries**	62.8%	Up from 61.0%	64.2%	65.1%
% of AYP objectives met	100.0%	No Change	100.0%	100.0%

* Length of contract = 185+ days.

** Prior year audited financial data available.

EVALUATION RESULTS

	Teachers	Students*	Parents*
Number of surveys returned	22	35	39
Percent satisfied with learning environment	100.0%	97.1%	89.5%
Percent satisfied with social and physical environment	100.0%	94.3%	89.7%
Percent satisfied with school-home relations	95.2%	80.0%	87.2%

*Only students at the highest elementary school grade level at this school and their parents were included.

REPORT OF PRINCIPAL AND SCHOOL IMPROVEMENT COUNCIL

The mission of Hodges Elementary School is to provide all students with a quality education that promotes responsible life-long learning to become self-reliant citizens. We have worked to accomplish this mission during the 2009-2010 school year.

Teachers participated in various professional development activities this past year. Monthly technology workshops provided training in updating web pages and designing engaging lessons. SMART Boards were purchased by our PTO and the Hodges Town Council in the past and we purchased I-Clickers for every classroom this year to increase student participation. We are still in the process of fully updating our computers in the lab and the classroom.

The continuation of our Balanced Literacy Initiative has provided students with individual instruction in reading and writing. Math instruction in our Larson's Math Computer Lab has provided students additional opportunities to remediate and accelerate their math skills. Early literacy intervention programs such as Reading Recovery in first grade and Response to Intervention strategies at all grade levels has provided students with additional reading strategies to help them become more proficient and skillful readers.

Activities this past year included The Soaring Eagles Drill Team, Grandparent's Day, MAP celebrations, Book Club, test talks, fall conference nights, PTO meetings and "In the Spotlight" performances by our students and Drill Team. We also held our first "Hodges Has Talent" performance. Students, parents, teachers and community members raised funds for the United Way, Relay for Life, March of Dimes and various PTO fund raising activities. Hodges Elementary exceeded its goals during all campaigns.

At Hodges Elementary-a Silver Award Winning School-our teachers, staff, administrators, parents, students and community share in the responsibility of providing a supportive learning environment. Character is taught daily! We believe it is essential for students to reach their full potential as we continue to strive for excellence.

Roger Richburg, Principal
Mark Stevens, School Improvement Council Chair

Comprehensive detail, including definitions of ratings, performance criteria, and explanations of status, is available on www.ed.sc.gov and www.eoc.sc.gov as well as school and school district websites.

Printed versions are available from school districts upon request.

Abbreviations Key

N/A Not Applicable N/AV Not Available N/C Not Collected N/R Not Reported I/S Insufficient Sample TBD To be determined

NI Newly Identified CSI Continuing School Improvement CA Corrective Action RP Plan to Restructure R Restructure DELAY School Improvement Status HOLD School Improvement Status