



# SC Annual School Report Card Summary

**PINECREST ELEMENTARY**  
**Greenwood 50**  
**Grades: K-5** Enrollment: 553  
**Principal: Susan H. Buchanan**  
**Superintendent: Darrell Johnson**  
**Board Chair: Debrah Miller**

## PERFORMANCE

Comprehensive detail, including definitions of ratings, performance criteria, and explanations of status, is available on [www.ed.sc.gov](http://www.ed.sc.gov) and [www.eoc.sc.gov](http://www.eoc.sc.gov) as well as school and school district websites. Printed versions are available from school districts upon request.

YEAR	ABSOLUTE RATING	GROWTH RATING	PALMETTO GOLD AND SILVER AWARD		AYP STATUS	NCLB IMPROVEMENT STATUS
			General Performance	Closing the Gap		
2010	Good	Good	TBD	TBD	Met	N/A
2009	Average	Average	N/A	N/A	Met	N/A
2008	Average	Average	N/A	N/A	Not Met	N/A

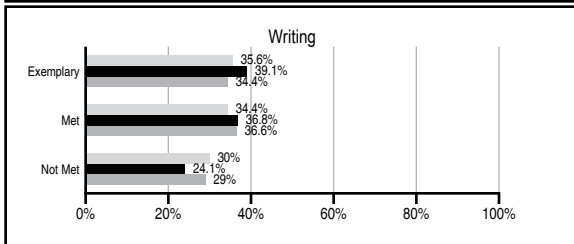
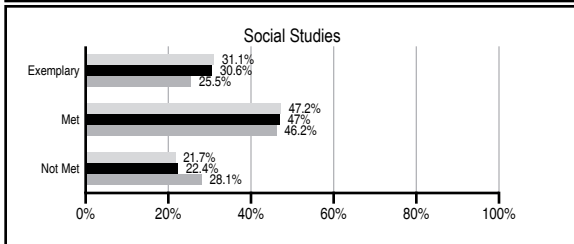
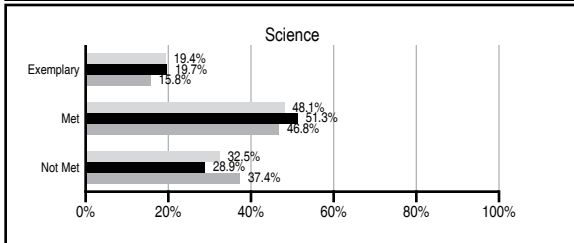
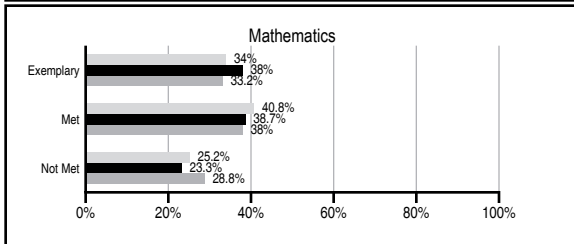
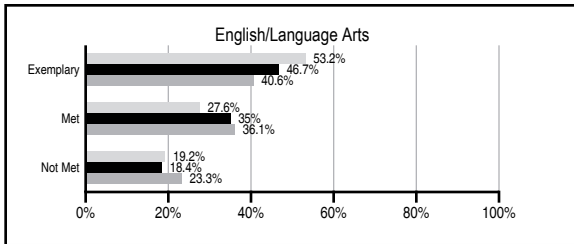
## ABSOLUTE RATINGS OF ELEMENTARY SCHOOLS WITH STUDENTS LIKE OURS\*

EXCELLENT	GOOD	AVERAGE	BELOW AVERAGE	AT-RISK
17	38	35	0	0

\* Ratings are calculated with data available by 03/09/2011. Schools with Students Like Ours are Elementary Schools with Poverty Indices of no more than 5% above or below the index for this school.



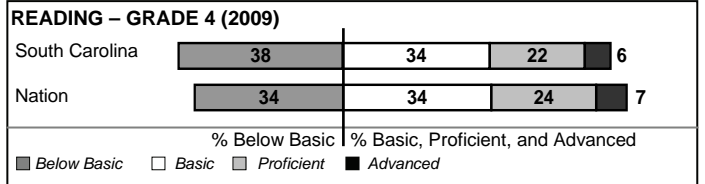
## PASS PERFORMANCE

Our School
  Elementary Schools with Students Like Ours
  Elementary schools statewide



## NAEP PERFORMANCE\*

\* Performance reported for SC and nation, data not available at school level. Percentages at NAEP Achievement Levels.



### SC PERFORMANCE GOAL

**2010 Goal:**  
 By 2010, SC's student achievement will be ranked in the top half of the states nationally. To achieve this goal, we must become one of the fastest improving systems in the country.

**2020 Vision:**  
 By 2020 all students will graduate with the knowledge and skills necessary to compete successfully in the global economy, participate in a democratic society and contribute positively as members of families and communities.

### Abbreviations Key

N/A Not Applicable N/AV Not Available N/C Not Collected N/R Not Reported I/S Insufficient Sample TBD To be determined

NI Newly Identified CSI Continuing School Improvement CA Corrective Action RP Plan to Restructure R Restructure DELAY School Improvement Status HOLD School Improvement Status

# PINECREST ELEMENTARY [Greenwood 50]

## SCHOOL PROFILE

	Our School	Change from Last Year	Elementary Schools with Students Like Ours	Median Elementary School
<b>Students (n=553)</b>				
Retention rate	0.9%	Up from 0.7%	1.3%	1.2%
Attendance rate	96.6%	Down from 96.9%	96.1%	96.1%
Eligible for gifted and talented	14.4%	Up from 12.5%	15.5%	11.7%
With disabilities other than speech	9.9%	Down from 10.3%	8.2%	8.0%
Older than usual for grade	0.4%	Up from 0.2%	0.3%	0.4%
Out-of-school suspensions or expulsions for violent and/or criminal offenses	0.0%	No Change	0.0%	0.0%
<b>Teachers (n=37)</b>				
Teachers with advanced degrees	73.0%	Up from 72.7%	59.4%	60.5%
Continuing contract teachers	97.3%	Up from 81.8%	88.2%	84.6%
Teachers with emergency or provisional certificates	0.0%	No Change	0.0%	0.0%
Teachers returning from previous year	87.9%	Down from 88.5%	88.4%	87.0%
Teacher attendance rate	95.8%	Up from 93.8%	95.5%	95.4%
Average teacher salary*	\$47,480	Down 4.5%	\$47,870	\$47,288
Classes not taught by highly qualified teachers	0.0%	No Change	0.0%	0.0%
Professional development days/teacher	6.0 days	Down from 13.3 days	10.5 days	10.5 days
<b>School</b>				
Principal's years at school	3.0	Up from 2.0	4.8	4.0
Student-teacher ratio in core subjects	19.6 to 1	Down from 19.8 to 1	20.1 to 1	19.2 to 1
Prime instructional time	91.8%	Up from 89.9%	90.8%	90.8%
Opportunities in the arts	Good	No Change	Good	Good
SACS accreditation	Yes	No Change	Yes	Yes
Parents attending conferences	100.0%	Up from 99.9%	100.0%	100.0%
Character development program	Good	No Change	Excellent	Excellent
Dollars spent per pupil**	\$7,535	Up 11.6%	\$6,847	\$7,548
Percent of expenditures for instruction**	69.3%	Up from 69.0%	69.1%	68.7%
Percent of expenditures for teacher salaries**	68.2%	Up from 66.9%	66.2%	65.1%
% of AYP objectives met	100.0%	No Change	100.0%	100.0%

\* Length of contract = 185+ days.

\*\* Prior year audited financial data available.

## EVALUATION RESULTS

	Teachers	Students*	Parents*
Number of surveys returned	43	83	59
Percent satisfied with learning environment	100.0%	95.2%	94.8%
Percent satisfied with social and physical environment	100.0%	96.4%	86.0%
Percent satisfied with school-home relations	100.0%	95.2%	83.1%

\*Only students at the highest elementary school grade level at this school and their parents were included.

## REPORT OF PRINCIPAL AND SCHOOL IMPROVEMENT COUNCIL

The mission of Pinecrest Elementary School is to provide quality and engaging educational opportunities where all students learn and grow in a positive, respectful environment. The combined efforts of our students, teachers, staff, parents, and community members make our school a great place to grow.

We are proud of the many opportunities students have at our school. Students have the opportunity to participate in many service learning projects such as Recycling, United Way, Relay for Life, and canned food drive for The Salvation Army. Students also participate in a variety of activities such as chorus, drama club, Pinecrest Day, carnival, Junior Master Gardeners, Art in the Afternoon, Career Day, Veteran's Day, Lander Performing Arts Series, family reading nights, grade level parent involvement activities, GATAS Mini-Mall, Student Council, and a fall reading celebration.

Students have the opportunity to excel academically and be authentically engaged through opportunities such as after school programs, Brain Boosters, GATAS, Balanced Literacy, SMART Board activities, math and literacy workstations, RTI, Science Fair, and Accelerated Reader. Academic achievement is recognized through various awards programs each nine weeks.

Character Education is emphasized through monthly character lessons. Character Kids and Terrific Kids are chosen monthly from each class and presented with awards and incentives. Our focus on respect this year with our Positive Behavior Interventions and Supports (PBIS) program added additional opportunities for students to earn rewards and praise for showing their Pinecrest PRIDE. Pinecrest was recognized this year by The State Department of Education as a Ribbon winner for our excellent efforts with PBIS first year implementation.

Our teachers and staff are constantly looking for ways to improve our instructional program to better meet the needs of our students. This year we participated in a book study, set grade level goals, developed a professional learning community among our faculty and staff, and increased our percentage of students who met MAP target goals. We also had an academic coach to provide support and in-service to enhance instruction.

We are excited to have a PTO and School Improvement Council that support our activities and programs at Pinecrest.

Susan H. Buchanan, Principal

Chandler Darling, School Improvement Council Chair

Comprehensive detail, including definitions of ratings, performance criteria, and explanations of status, is available on [www.ed.sc.gov](http://www.ed.sc.gov) and [www.eoc.sc.gov](http://www.eoc.sc.gov) as well as school and school district websites.

Printed versions are available from school districts upon request.

### Abbreviations Key

N/A Not Applicable N/AV Not Available N/C Not Collected N/R Not Reported I/S Insufficient Sample TBD To be determined

NI Newly Identified CSI Continuing School Improvement CA Corrective Action RP Plan to Restructure R Restructure DELAY School Improvement Status HOLD School Improvement Status