



SC Annual School Report Card Summary

MERRYWOOD ELEMENTARY
 Greenwood 50
 Grades: K-5 Enrollment: 580
 Principal: Debra K. Green
 Superintendent: Darrell Johnson
 Board Chair: Debrah Miller

PERFORMANCE

Comprehensive detail, including definitions of ratings, performance criteria, and explanations of status, is available on www.ed.sc.gov and www.eoc.sc.gov as well as school and school district websites. Printed versions are available from school districts upon request.

YEAR	ABSOLUTE RATING	GROWTH RATING	PALMETTO GOLD AND SILVER AWARD		AYP STATUS	NCLB IMPROVEMENT STATUS
			General Performance	Closing the Gap		
2010	Good	Good	TBD	TBD	Not Met	N/A
2009	Average	Average	N/A	N/A	Met	N/A
2008	Average	Good	Silver	N/A	Met	N/A

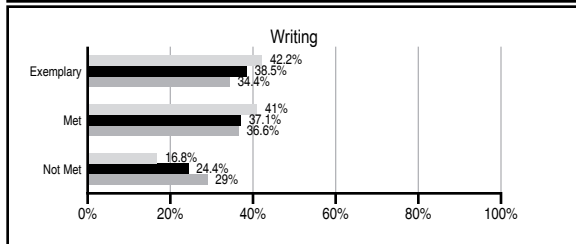
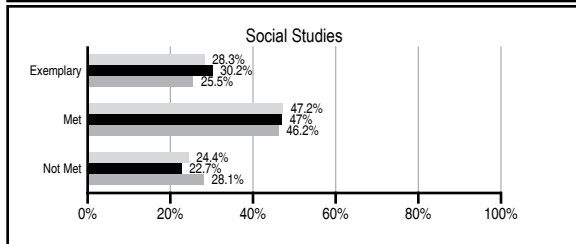
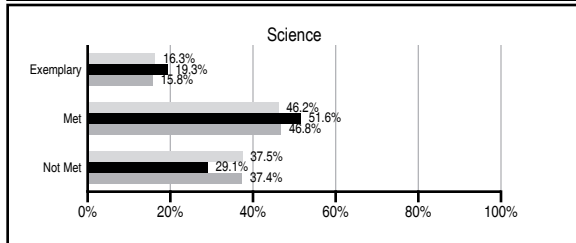
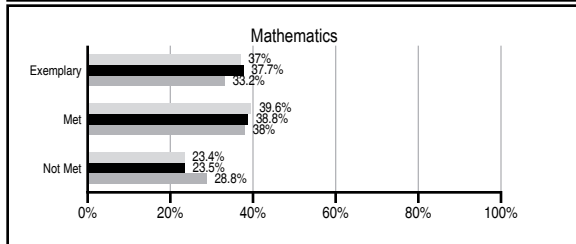
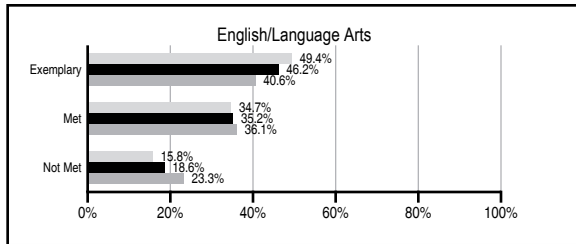
ABSOLUTE RATINGS OF ELEMENTARY SCHOOLS WITH STUDENTS LIKE OURS*

EXCELLENT	GOOD	AVERAGE	BELOW AVERAGE	AT-RISK
17	37	38	0	0

* Ratings are calculated with data available by 03/09/2011. Schools with Students Like Ours are Elementary Schools with Poverty Indices of no more than 5% above or below the index for this school.


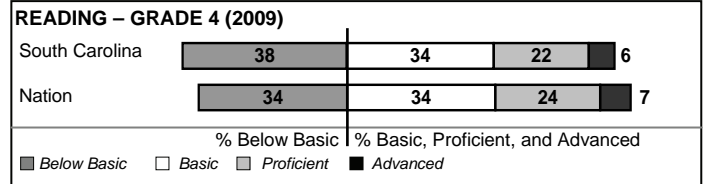
PASS PERFORMANCE

Our School
 Elementary Schools with Students Like Ours
 Elementary schools statewide



NAEP PERFORMANCE*

* Performance reported for SC and nation, data not available at school level. Percentages at NAEP Achievement Levels.



SC PERFORMANCE GOAL

2010 Goal:
 By 2010, SC's student achievement will be ranked in the top half of the states nationally. To achieve this goal, we must become one of the fastest improving systems in the country.

2020 Vision:
 By 2020 all students will graduate with the knowledge and skills necessary to compete successfully in the global economy, participate in a democratic society and contribute positively as members of families and communities.

Abbreviations Key

N/A Not Applicable N/AV Not Available N/C Not Collected N/R Not Reported I/S Insufficient Sample TBD To be determined

NI Newly Identified CSI Continuing School Improvement CA Corrective Action RP Plan to Restructure R Restructure DELAY School Improvement Status HOLD School Improvement Status

MERRYWOOD ELEMENTARY [Greenwood 50]

SCHOOL PROFILE

	Our School	Change from Last Year	Elementary Schools with Students Like Ours	Median Elementary School
Students (n=580)				
Retention rate	1.4%	Down from 1.9%	1.3%	1.2%
Attendance rate	95.8%	Down from 96.1%	96.1%	96.1%
Eligible for gifted and talented	13.1%	Up from 12.7%	15.3%	11.7%
With disabilities other than speech	12.0%	Down from 14.4%	8.1%	8.0%
Older than usual for grade	0.4%	Up from 0.0%	0.3%	0.4%
Out-of-school suspensions or expulsions for violent and/or criminal offenses	0.0%	No Change	0.0%	0.0%
Teachers (n=39)				
Teachers with advanced degrees	61.5%	Down from 69.6%	59.3%	60.5%
Continuing contract teachers	84.6%	Down from 87.0%	87.5%	84.6%
Teachers with emergency or provisional certificates	0.0%	No Change	0.0%	0.0%
Teachers returning from previous year	83.1%	Down from 86.9%	88.2%	87.0%
Teacher attendance rate	92.4%	Down from 92.5%	95.5%	95.4%
Average teacher salary*	\$48,857	Down 3.9%	\$47,844	\$47,288
Classes not taught by highly qualified teachers	0.0%	Down from 1.7%	0.0%	0.0%
Professional development days/teacher	11.6 days	Up from 5.7 days	10.3 days	10.5 days
School				
Principal's years at school	4.0	Up from 3.0	5.0	4.0
Student-teacher ratio in core subjects	17.6 to 1	Down from 20.1 to 1	20.0 to 1	19.2 to 1
Prime instructional time	86.9%	Down from 87.4%	90.7%	90.8%
Opportunities in the arts	Good	No Change	Good	Good
SACS accreditation	Yes	No Change	Yes	Yes
Parents attending conferences	99.2%	Down from 99.4%	100.0%	100.0%
Character development program	Excellent	Up from Good	Excellent	Excellent
Dollars spent per pupil**	\$8,269	Up 11.4%	\$6,837	\$7,548
Percent of expenditures for instruction**	70.8%	Up from 68.1%	69.1%	68.7%
Percent of expenditures for teacher salaries**	67.5%	Up from 65.2%	66.0%	65.1%
% of AYP objectives met	95.2%	Down from 100.0%	100.0%	100.0%

* Length of contract = 185+ days.

** Prior year audited financial data available.

EVALUATION RESULTS

	Teachers	Students*	Parents*
Number of surveys returned	42	74	42
Percent satisfied with learning environment	100.0%	83.6%	92.9%
Percent satisfied with social and physical environment	100.0%	86.3%	90.5%
Percent satisfied with school-home relations	100.0%	82.4%	90.5%

*Only students at the highest elementary school grade level at this school and their parents were included.

REPORT OF PRINCIPAL AND SCHOOL IMPROVEMENT COUNCIL

The Merrywood Elementary School family believes in its motto, "One for All and All for One". As a Red Carpet and a Palmetto Silver School, the faculty and staff of Merrywood "educate students through challenging learning opportunities and provide the LIFESKILLS for responsible and caring citizenship." Our accomplishments are largely due to excellent parental support and the dedication of our teachers and support staff.

Striving to meet the individual needs of all the students at Merrywood, teachers work collaboratively in their professional learning community to develop engaging lessons, disaggregate data, discuss and model instructional strategies, plan remediation or enrichment processes, etc. It is through their efforts that our school has made vast improvements in closing the gap in academic achievement. This is evidenced by our nomination as one of the state's top three South Carolina Distinguished Title 1 schools. This award was given by the South Carolina Department of Education for narrowing the achievement gap between African American and white students. Additionally, over the past several years Merrywood has successfully met adequate yearly progress as required by NCLB.

During the 2009-2010 school year students at Merrywood were afforded the opportunity to participate in various afterschool clubs such as the Bookateer Book Club, Art Masters Club, Green Thumb Gardening Club, Honors Chorus, Fitness Club, Mouseketeer Technology Club, and the M&M Step Team. Parents and students were also given the opportunity to participate in numerous family activities such as Open House, Grandparents' Day, Muffins for Moms, Donuts for Dad, Arts and Academics Family Night, Family Fun Night, and the Spring Carnival. Additionally, students, parents, and the community were involved in several service learning projects which included Relay for Life, United Way, March of Dimes, Jump Rope for Heart, and raising funds for a Tanzanian African school.

The ultimate goal of the Merrywood Elementary School family is to leave a lasting impression that inspires, encourages, and even transpires its students. Through the combined efforts of our capable and eager students, dedicated teachers and support staff, and committed and involved parents, students are given numerous opportunities to learn and grow as readers, writers, scientists, historians, and mathematicians. It is very evident to the Greenwood community and beyond that the Merrywood faculty, staff, parents, and students are "One for All and All for One" in our efforts towards continuous improvement.

Debra K. Green, Principal
David Buckshorn, School Improvement Council

Comprehensive detail, including definitions of ratings, performance criteria, and explanations of status, is available on www.ed.sc.gov and www.eoc.sc.gov as well as school and school district websites.

Printed versions are available from school districts upon request.

Abbreviations Key

N/A Not Applicable N/AV Not Available N/C Not Collected N/R Not Reported I/S Insufficient Sample TBD To be determined
NI Newly Identified CSI Continuing School Improvement CA Corrective Action RP Plan to Restructure R Restructure DELAY School Improvement Status HOLD School Improvement Status