



SC Annual School Report Card Summary

LAKEVIEW ELEMENTARY

Greenwood 50

Grades: K-5

Enrollment: 519

Principal: Virginia T. Metts

Superintendent: Darrell Johnson

Board Chair: Debrah Miller

PERFORMANCE

Comprehensive detail, including definitions of ratings, performance criteria, and explanations of status, is available on www.ed.sc.gov and www.eoc.sc.gov as well as school and school district websites. Printed versions are available from school districts upon request.

YEAR	ABSOLUTE RATING	GROWTH RATING	PALMETTO GOLD AND SILVER AWARD		AYP STATUS	NCLB IMPROVEMENT STATUS
			General Performance	Closing the Gap		
2010	Excellent	Excellent	TBD	TBD	Met	N/A
2009	Excellent	Average	Gold	N/A	Met	NI-DELAY
2008	Good	Below Average	N/A	N/A	Not Met	NI

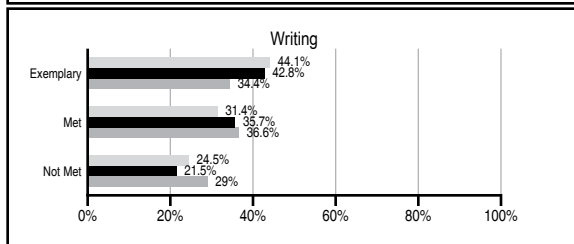
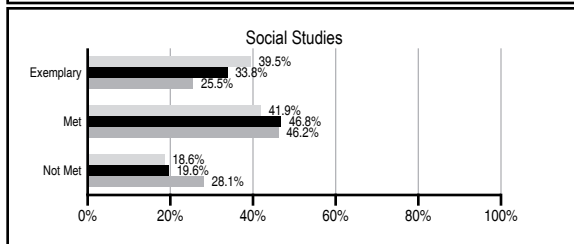
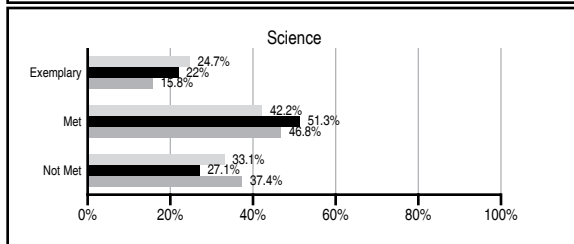
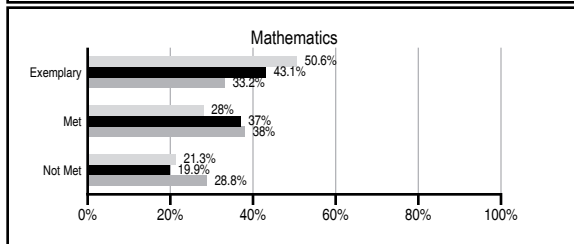
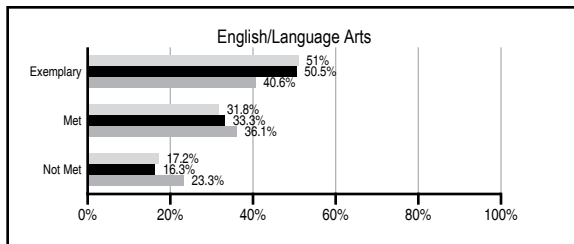
ABSOLUTE RATINGS OF ELEMENTARY SCHOOLS WITH STUDENTS LIKE OURS*

EXCELLENT	GOOD	AVERAGE	BELOW AVERAGE	AT-RISK
29	29	16	0	0

* Ratings are calculated with data available by 03/09/2011. Schools with Students Like Ours are Elementary Schools with Poverty Indices of no more than 5% above or below the index for this school.

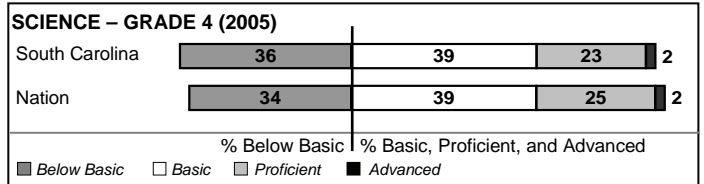

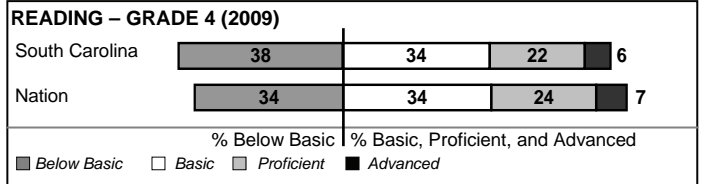
PASS PERFORMANCE

Our School
 Elementary Schools with Students Like Ours
 Elementary schools statewide



NAEP PERFORMANCE*

* Performance reported for SC and nation, data not available at school level. Percentages at NAEP Achievement Levels.



SC PERFORMANCE GOAL

2010 Goal:

By 2010, SC's student achievement will be ranked in the top half of the states nationally. To achieve this goal, we must become one of the fastest improving systems in the country.

2020 Vision:

By 2020 all students will graduate with the knowledge and skills necessary to compete successfully in the global economy, participate in a democratic society and contribute positively as members of families and communities.

Abbreviations Key

N/A Not Applicable N/AV Not Available N/C Not Collected N/R Not Reported I/S Insufficient Sample TBD To be determined

NI Newly Identified CSI Continuing School Improvement CA Corrective Action RP Plan to Restructure R Restructure DELAY School Improvement Status HOLD School Improvement Status

LAKEVIEW ELEMENTARY [Greenwood 50]

SCHOOL PROFILE

	Our School	Change from Last Year	Elementary Schools with Students Like Ours	Median Elementary School
Students (n=519)				
Retention rate	1.9%	Down from 2.3%	0.8%	1.2%
Attendance rate	96.7%	Down from 96.8%	96.6%	96.1%
Eligible for gifted and talented	23.7%	Up from 22.3%	17.0%	11.7%
With disabilities other than speech	6.1%	Down from 6.6%	6.8%	8.0%
Older than usual for grade	0.2%	No Change	0.2%	0.4%
Out-of-school suspensions or expulsions for violent and/or criminal offenses	0.6%	Up from 0.5%	0.0%	0.0%
Teachers (n=35)				
Teachers with advanced degrees	65.7%	Up from 63.4%	62.4%	60.5%
Continuing contract teachers	91.4%	Up from 80.5%	86.2%	84.6%
Teachers with emergency or provisional certificates	0.0%	Down from 2.5%	0.0%	0.0%
Teachers returning from previous year	92.2%	Down from 92.9%	89.4%	87.0%
Teacher attendance rate	96.3%	Up from 93.4%	95.8%	95.4%
Average teacher salary*	\$46,911	Up 1.4%	\$48,360	\$47,288
Classes not taught by highly qualified teachers	0.0%	No Change	0.0%	0.0%
Professional development days/teacher	14.5 days	Down from 22.0 days	11.4 days	10.5 days
School				
Principal's years at school	13.0	Up from 12.0	4.0	4.0
Student-teacher ratio in core subjects	20.0 to 1	Up from 19.3 to 1	19.9 to 1	19.2 to 1
Prime instructional time	92.4%	Up from 89.5%	91.8%	90.8%
Opportunities in the arts	Good	No Change	Good	Good
SACS accreditation	Yes	No Change	Yes	Yes
Parents attending conferences	100.0%	Up from 99.5%	100.0%	100.0%
Character development program	Excellent	No Change	Excellent	Excellent
Dollars spent per pupil**	\$7,129	Up 13.9%	\$7,214	\$7,548
Percent of expenditures for instruction**	67.8%	Down from 68.0%	69.4%	68.7%
Percent of expenditures for teacher salaries**	66.3%	Up from 65.6%	66.3%	65.1%
% of AYP objectives met	100.0%	No Change	100.0%	100.0%

* Length of contract = 185+ days.

** Prior year audited financial data available.

EVALUATION RESULTS

	Teachers	Students*	Parents*
Number of surveys returned	31	64	36
Percent satisfied with learning environment	100.0%	84.4%	88.9%
Percent satisfied with social and physical environment	96.8%	85.9%	88.9%
Percent satisfied with school-home relations	100.0%	89.1%	94.1%

*Only students at the highest elementary school grade level at this school and their parents were included.

REPORT OF PRINCIPAL AND SCHOOL IMPROVEMENT COUNCIL

The theme for the 2009-2010 school year at Lakeview Elementary School was "A Whole New World". This theme reflected our newly renovated school as well as our diverse school community. We had a "World Week" during February where students learned about the different countries reflected in our school population. Our Reading Celebration theme was "Read Around the World" and our students read enough miles (minutes) to go around the world seven times.

We used "Responsibility Training" in our classrooms to help students become responsible for their own learning and behavior. Teachers used balanced literacy to provide a research-based reading program that focused on student reading levels and needs and taught students effective reading strategies. We continued to work on ways to "close the achievement gap" by looking at the needs of our students giving those students learning activities designed to help them achieve their best.

Our student council and service clubs raised money for community service organizations and for relief efforts for hurricane victims in Haiti. We partnered with the Lakeview PTO, and "Wellness Works for Kids" to teach effective character traits and skills.

The highlight of our year was being named a 2009-2010 Palmetto Gold Award winner based on our 2009 "Excellent" report card rating.

We had many curriculum offerings, including Reading Recovery, GATAS, RTI, a computer lab, a math lab, Art, Music, PE, a "push-in" reading teacher, and Special Education Services.

Our PTO supported many family activities.

We continue to "Reach for the Stars" at Lakeview Elementary School.

Mrs. Virginia Metts, Principal
Rev. Frank Thomas, Chairperson – Lakeview School Improvement Council

Comprehensive detail, including definitions of ratings, performance criteria, and explanations of status, is available on www.ed.sc.gov and www.eoc.sc.gov as well as school and school district websites.

Printed versions are available from school districts upon request.

Abbreviations Key

N/A Not Applicable N/AV Not Available N/C Not Collected N/R Not Reported I/S Insufficient Sample TBD To be determined

NI Newly Identified CSI Continuing School Improvement CA Corrective Action RP Plan to Restructure R Restructure DELAY School Improvement Status HOLD School Improvement Status