SC Annual School Report Card Summary

2010

WALLACE GREGG ELEMENTARY
Florence 1
Grades: K-6 **Enrollment: 323**
Principal: Gloria Muldrow
Superintendent: Allie E. Brooks
Board Chair: Porter Stewart

PERFORMANCE

Comprehensive detail, including definitions of ratings, performance criteria, and explanations of status, is available on www.ed.sc.gov and www.eoc.sc.gov as well as school and school district websites. Printed versions are available from school districts upon request.

YEAR	ABSOLUTE RATING	GROWTH RATING	PALMETTO GOLD AND SILVER AWARD		AYP STATUS	NCLB IMPROVEMENT STATUS
			General Performance	Closing the Gap		
2010	Average	Good	TBD	TBD	Not Met	RP
2009	Average	Average	N/A	N/A	Not Met	CA
2008	Below Average	Below Average	N/A	N/A	Not Met	CSI

ABSOLUTE RATINGS OF ELEMENTARY SCHOOLS WITH STUDENTS LIKE OURS*

EXCELLENT	GOOD	AVERAGE	BELOW AVERAGE	AT-RISK
1	5	103	35	16

** Ratings are calculated with data available by 03/09/2011. Schools with Students Like Ours are Elementary Schools with Poverty Indices of no more than 5% above or below the index for this school.*

PASS PERFORMANCE

Our School | Elementary Schools with Students Like Ours | Elementary schools statewide

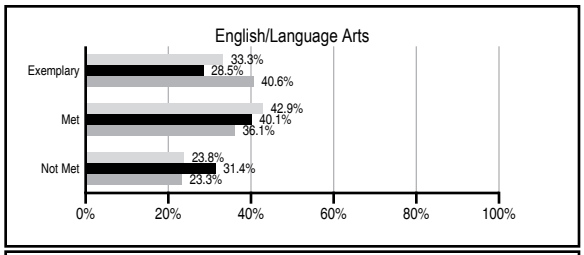

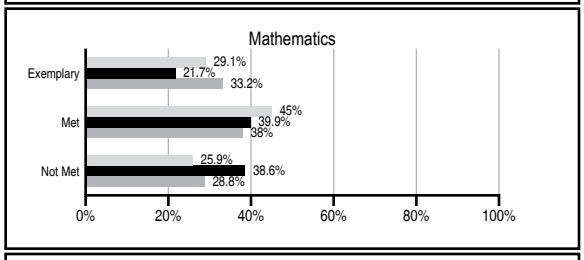

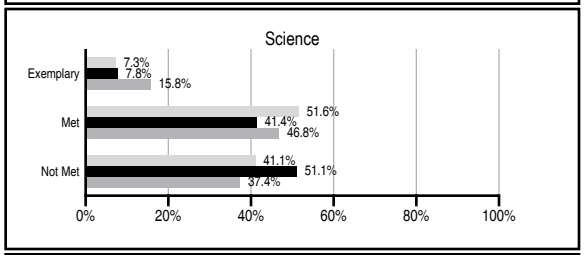

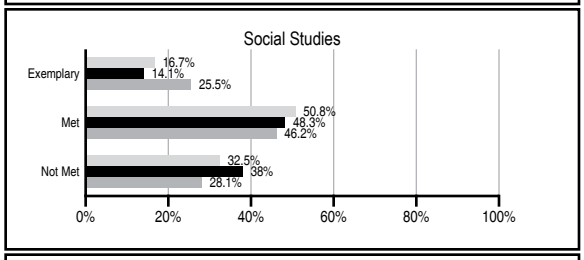

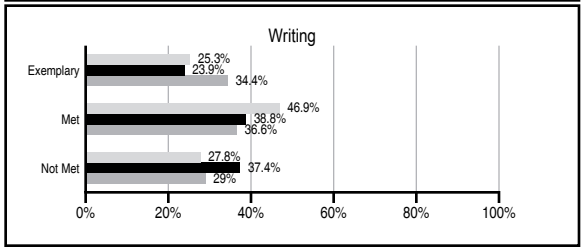

NAEP PERFORMANCE*

** Performance reported for SC and nation, data not available at school level. Percentages at NAEP Achievement Levels.*







SC PERFORMANCE GOAL

2010 Goal:
By 2010, SC's student achievement will be ranked in the top half of the states nationally. To achieve this goal, we must become one of the fastest improving systems in the country.

2020 Vision:
By 2020 all students will graduate with the knowledge and skills necessary to compete successfully in the global economy, participate in a democratic society and contribute positively as members of families and communities.

Abbreviations Key
N/A Not Applicable **N/AV** Not Available **N/C** Not Collected **N/R** Not Reported **I/S** Insufficient Sample **TBD** To be determined
NI Newly Identified **CSI** Continuing School Improvement **CA** Corrective Action **RP** Plan to Restructure **R** Restructure **DELAY** School Improvement Status **HOLD** School Improvement Status

WALLACE GREGG ELEMENTARY [Florence 1]

SCHOOL PROFILE

	Our School	Change from Last Year	Elementary Schools with Students Like Ours	Median Elementary School
Students (n=323)				
Retention rate	2.7%	Down from 4.1%	1.6%	1.2%
Attendance rate	94.9%	Down from 95.9%	95.8%	96.1%
Eligible for gifted and talented	3.2%	Down from 4.4%	5.5%	11.7%
With disabilities other than speech	15.9%	Down from 17.3%	8.5%	8.0%
Older than usual for grade	2.8%	Up from 2.1%	0.8%	0.4%
Out-of-school suspensions or expulsions for violent and/or criminal offenses	0.0%	No Change	0.0%	0.0%
Teachers (n=25)				
Teachers with advanced degrees	68.0%	Up from 60.7%	59.0%	60.5%
Continuing contract teachers	72.0%	Up from 67.9%	81.6%	84.6%
Teachers with emergency or provisional certificates	0.0%	Down from 4.5%	0.0%	0.0%
Teachers returning from previous year	76.9%	Up from 71.9%	85.0%	87.0%
Teacher attendance rate	95.6%	No Change	95.2%	95.4%
Average teacher salary*	$45,744	Up 3.7%	$45,782	$47,288
Classes not taught by highly qualified teachers	0.0%	No Change	0.0%	0.0%
Professional development days/teacher	19.5 days	Up from 16.8 days	11.1 days	10.5 days
School				
Principal's years at school	5.0	Up from 4.0	4.0	4.0
Student-teacher ratio in core subjects	16.9 to 1	Up from 15.2 to 1	18.0 to 1	19.2 to 1
Prime instructional time	89.8%	Down from 90.8%	90.1%	90.8%
Opportunities in the arts	Good	No Change	Good	Good
SACS accreditation	Yes	No Change	Yes	Yes
Parents attending conferences	100.0%	Up from 99.9%	100.0%	100.0%
Character development program	Excellent	No Change	Excellent	Excellent
Dollars spent per pupil**	$9,652	Up 12.6%	$8,361	$7,548
Percent of expenditures for instruction**	62.3%	Down from 63.3%	67.8%	68.7%
Percent of expenditures for teacher salaries**	57.5%	Down from 60.6%	62.7%	65.1%
% of AYP objectives met	90.5%	Down from 95.2%	100.0%	100.0%

* Length of contract = 185+ days.

** Prior year audited financial data available.

EVALUATION RESULTS

	Teachers	Students*	Parents*
Number of surveys returned	24	45	29
Percent satisfied with learning environment	95.8%	84.4%	79.3%
Percent satisfied with social and physical environment	100.0%	74.4%	75.9%
Percent satisfied with school-home relations	75.0%	80.0%	79.3%

*Only students at the highest elementary school grade level at this school and their parents were included.

Comprehensive detail, including definitions of ratings, performance criteria, and explanations of status, is available on **www.ed.sc.gov** and **www.eoc.sc.gov** as well as school and school district websites.

Printed versions are available from school districts upon request.

REPORT OF PRINCIPAL AND SCHOOL IMPROVEMENT COUNCIL

Wallace Gregg's faculty and staff strive to provide every child with the opportunity to achieve to their fullest personal and academic potential. The faculty and staff believe that every child can learn in a safe and caring environment where high academic expectations are promoted. A variety of strategies, meaningful materials, and emerging technology are used to maximize student potential and individual learning styles. We are committed to building self-esteem, good character, and enhancing creativity and individuality in all of our students. Character Education is modeled and lived by the faculty and staff as well as the students in an effort to improve learning with emphasis on the school's climate. Our faculty continuously seeks ways to develop and grow professionally. The majority of our faculty hold advanced degrees. Those who do not are presently working towards earning advanced degrees. The following accomplishments reflect our success in maintaining a school environment conducive to teaching and learning.

South Carolina International Reading Association Grants
Pee Dee Federal Credit Union Teacher Grants
School Foundation Grants
Model Classroom Certification for classroom teachers
State Department of Education Red Carpet Recognition
Implementation of the 21st Century Program
Continuation of the Literacy Lab for First Grade, MAP RIT Groups, Math and Writing enrichment
REACH; Fourth and Fifth Grade Duke TIP winners
Reading is Fundamental, Terrific Kids Program, RIDDE, Character Education Program, Principal and A/B Honor Roll program, and monthly student recognition programs.
Extracurricular activities such as Safety Patrols, School Yearbook, Art, Chorus, Spelling Bee Competition, Step Team, Dance Club and the annual Science Fair.
Service Learning Projects (i.e. Yes We Can, Toy Drive, Jump Rope for Heart, Habitat for Humanity, and Pennies for Patients)
Wallace Gregg is regionally accredited by the Southern Association of Colleges and Schools. Wallace Gregg has an active Association of Parents and Teachers (APT) Title One and School Improvement Council (SIC) that provide supplies and materials for the school.

The faculty and staff of Wallace Gregg have high academic standards and expectations for all of the students that we serve. We are committed to continuous improvements, positive communications between the home and the school and providing a quality education to our students. Our shared goal is to help our students develop to their best potential with a focus on education that is standards and data driven.

Gloria Muldrow, Principal
Carol Moore, School Improvement Council Chairman

Abbreviations Key

N/A Not Applicable **N/AV** Not Available **N/C** Not Collected **N/R** Not Reported **I/S** Insufficient Sample **TBD** To be determined
NI Newly Identified **CSI** Continuing School Improvement **CA** Corrective Action **RP** Plan to Restructure **R** Restructure **DELAY** School Improvement Status **HOLD** School Improvement Status