



# SC Annual School Report Card Summary

**DEWEY CARTER ELEMENTARY**  
 Florence 1  
 Grades: PK-6 Enrollment: 699  
 Principal: Amy M. Poston  
 Superintendent: Allie E. Brooks  
 Board Chair: Porter Stewart

## PERFORMANCE

Comprehensive detail, including definitions of ratings, performance criteria, and explanations of status, is available on [www.ed.sc.gov](http://www.ed.sc.gov) and [www.eoc.sc.gov](http://www.eoc.sc.gov) as well as school and school district websites. Printed versions are available from school districts upon request.

YEAR	ABSOLUTE RATING	GROWTH RATING	PALMETTO GOLD AND SILVER AWARD		AYP STATUS	NCLB IMPROVEMENT STATUS
			General Performance	Closing the Gap		
2010	Average	Average	TBD	TBD	Met	N/A
2009	Average	Average	N/A	N/A	Met	N/A
2008	Below Average	Below Average	N/A	N/A	Not Met	CA-HOLD

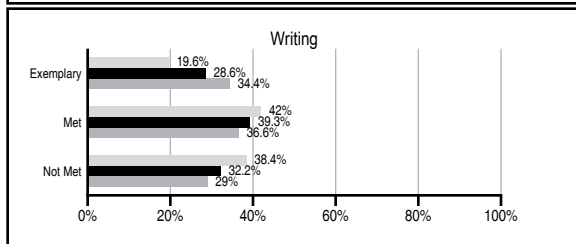
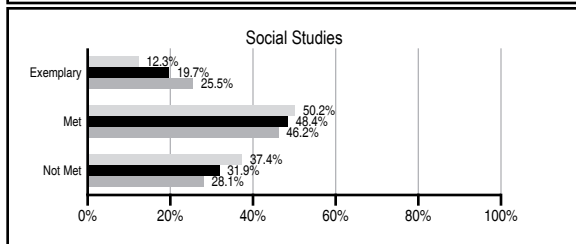
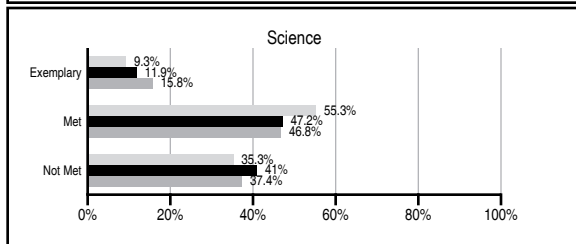
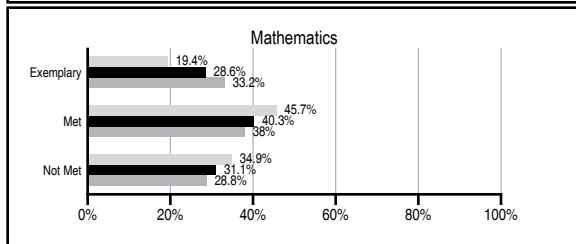
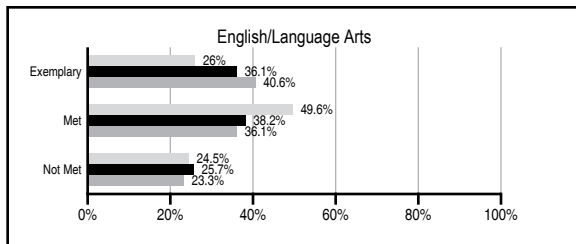
## ABSOLUTE RATINGS OF ELEMENTARY SCHOOLS WITH STUDENTS LIKE OURS\*

EXCELLENT	GOOD	AVERAGE	BELOW AVERAGE	AT-RISK
2	15	97	11	0

\* Ratings are calculated with data available by 03/09/2011. Schools with Students Like Ours are Elementary Schools with Poverty Indices of no more than 5% above or below the index for this school.


## PASS PERFORMANCE

Our School
  Elementary Schools with Students Like Ours
  Elementary schools statewide



## NAEP PERFORMANCE\*

\* Performance reported for SC and nation, data not available at school level. Percentages at NAEP Achievement Levels.



## SC PERFORMANCE GOAL

**2010 Goal:**  
 By 2010, SC's student achievement will be ranked in the top half of the states nationally. To achieve this goal, we must become one of the fastest improving systems in the country.

**2020 Vision:**  
 By 2020 all students will graduate with the knowledge and skills necessary to compete successfully in the global economy, participate in a democratic society and contribute positively as members of families and communities.

### Abbreviations Key

N/A Not Applicable N/AV Not Available N/C Not Collected N/R Not Reported I/S Insufficient Sample TBD To be determined

NI Newly Identified CSI Continuing School Improvement CA Corrective Action RP Plan to Restructure R Restructure DELAY School Improvement Status HOLD School Improvement Status

# DEWEY CARTER ELEMENTARY [Florence 1]

## SCHOOL PROFILE

	Our School	Change from Last Year	Elementary Schools with Students Like Ours	Median Elementary School
<b>Students (n=699)</b>				
Retention rate	1.1%	Down from 3.9%	1.4%	1.2%
Attendance rate	94.6%	Down from 94.7%	95.7%	96.1%
Eligible for gifted and talented	5.9%	Up from 4.6%	10.0%	11.7%
With disabilities other than speech	10.6%	Up from 9.9%	9.1%	8.0%
Older than usual for grade	2.2%	Down from 3.0%	0.5%	0.4%
Out-of-school suspensions or expulsions for violent and/or criminal offenses	0.0%	No Change	0.0%	0.0%
<b>Teachers (n=46)</b>				
Teachers with advanced degrees	58.7%	Up from 54.3%	59.8%	60.5%
Continuing contract teachers	84.8%	Up from 76.1%	85.4%	84.6%
Teachers with emergency or provisional certificates	0.0%	No Change	0.0%	0.0%
Teachers returning from previous year	92.2%	Up from 86.5%	87.5%	87.0%
Teacher attendance rate	97.0%	No Change	94.8%	95.4%
Average teacher salary*	\$46,780	Up 2.1%	\$46,876	\$47,288
Classes not taught by highly qualified teachers	0.0%	Down from 7.3%	0.0%	0.0%
Professional development days/teacher	5.3 days	Up from 4.1 days	11.1 days	10.5 days
<b>School</b>				
Principal's years at school	5.0	Up from 4.0	4.0	4.0
Student-teacher ratio in core subjects	17.3 to 1	Up from 14.3 to 1	19.2 to 1	19.2 to 1
Prime instructional time	90.5%	Down from 90.6%	89.6%	90.8%
Opportunities in the arts	Good	No Change	Good	Good
SACS accreditation	Yes	No Change	Yes	Yes
Parents attending conferences	100.0%	No Change	100.0%	100.0%
Character development program	Average	Up from Below Average	Excellent	Excellent
Dollars spent per pupil**	\$6,990	Up 4.5%	\$7,647	\$7,548
Percent of expenditures for instruction**	65.3%	Down from 65.6%	67.5%	68.7%
Percent of expenditures for teacher salaries**	63.5%	Up from 59.7%	64.4%	65.1%
% of AYP objectives met	100.0%	No Change	100.0%	100.0%

\* Length of contract = 185+ days.

\*\* Prior year audited financial data available.

## EVALUATION RESULTS

	Teachers	Students*	Parents*
Number of surveys returned	25	71	12
Percent satisfied with learning environment	88.0%	81.4%	91.7%
Percent satisfied with social and physical environment	92.0%	81.4%	83.3%
Percent satisfied with school-home relations	88.0%	90.0%	91.7%

\*Only students at the highest elementary school grade level at this school and their parents were included.

## REPORT OF PRINCIPAL AND SCHOOL IMPROVEMENT COUNCIL

Dewey L. Carter Elementary students and teachers always strive for the best. We are very proud of our continuous improvements which are a result of our focus on targeted, specific instructional goals.

Dewey L. Carter Elementary has met AYP (Adequate Yearly Progress). The school has many programs, curriculum focuses and instructional strategies that have been implemented to sustain our improvement. Some of the programs the school offers are Reading Recovery, Reading Renaissance, Compass Learning, the Leap Lab program and the Early Intervention Strategies program. Dewey L. Carter has two Reading Recovery teachers who work with first grade students on reading and writing. Reading Recovery teachers also assist classroom teachers in the Leap Lab where students work in small groups on building reading skills. We also have an intervention assistant who assists students in kindergarten, first and second grade with mastering reading skills. As a school, we address academics through the collaborative efforts of the administrative team and teachers in weekly meetings. In these meetings, student assessment data is reviewed and areas of strengths and challenges, as well as strategies for improvement are discussed and implemented. A diagnostic computerized system, MAP (Measures of Academic Progress), is being used to monitor student growth and progress in Math and English Language Arts and to guide daily instruction. An Extended Day Program addresses the targeted skills that are identified through the MAP scores. The Extended Day Program focuses on reading, writing and math skills and is offered after school to third through sixth grade students. Dewey L. Carter teachers have received staff development in reading, writing, math, science, technology, and data analysis. Dewey L. Carter has a Math Coach, Science Coach and a Curriculum Coordinator to assist teachers in the planning and teaching of the South Carolina State Standards. Dewey L. Carter teachers participate in Professional Learning Teams to strengthen our professional knowledge base. Our Professional Learning Teams discuss and research information regarding communicating with parents, teaching basic math facts, integrating technology, data analysis, team teaching, building professional learning teams, discipline, building reading comprehension and fluency, research based teaching practices, building character and improving school-wide communication. Our school participates in the National Network of Partnership Schools which is a program that is focused on strengthening the school/community relationship. Dewey L. Carter continues to provide our Terrific Kids Program sponsored by the Golden Kiwanis and the DLC APT. Parents are encouraged to participate in academic planning by participating in Parent Nights, Family Nights, Orientation, Parent-Teacher Conferences, DLC Performances, and the APT/SIC/Title I Planning Team. Additionally, the school offers clubs after school, such as art, chorus, and an environmental club. DLC offers various school-wide academic programs and field trip experiences throughout the year, and, as a result, many opportunities for parents to volunteer.

Mitzi Mozen, School Improvement Chairperson  
Amy Poston, Principal

Comprehensive detail, including definitions of ratings, performance criteria, and explanations of status, is available on [www.ed.sc.gov](http://www.ed.sc.gov) and [www.eoc.sc.gov](http://www.eoc.sc.gov) as well as school and school district websites.

Printed versions are available from school districts upon request.

### Abbreviations Key

N/A Not Applicable N/AV Not Available N/C Not Collected N/R Not Reported I/S Insufficient Sample TBD To be determined  
NI Newly Identified CSI Continuing School Improvement CA Corrective Action RP Plan to Restructure R Restructure DELAY School Improvement Status HOLD School Improvement Status