



SC Annual School Report Card Summary

SAVANNAH GROVE ELEMENTARY
 Florence 1
 Grades: K-6 Enrollment: 734
 Principal: Chandar Anderson
 Superintendent: Allie E. Brooks
 Board Chair: Porter Stewart

PERFORMANCE

Comprehensive detail, including definitions of ratings, performance criteria, and explanations of status, is available on www.ed.sc.gov and www.eoc.sc.gov as well as school and school district websites. Printed versions are available from school districts upon request.

YEAR	ABSOLUTE RATING	GROWTH RATING	PALMETTO GOLD AND SILVER AWARD		AYP STATUS	NCLB IMPROVEMENT STATUS
			General Performance	Closing the Gap		
2010	Average	Below Average	TBD	TBD	Not Met	R
2009	Average	Average	N/A	N/A	Not Met	RP
2008	Average	Average	N/A	N/A	Not Met	CA

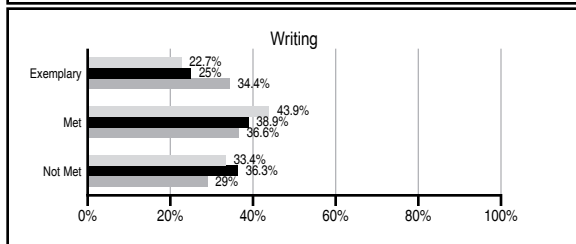
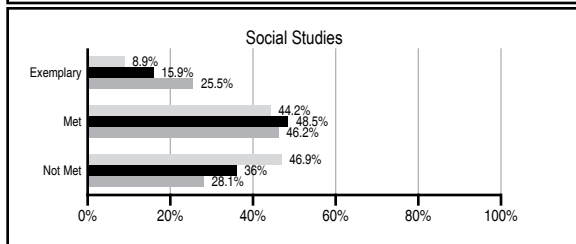
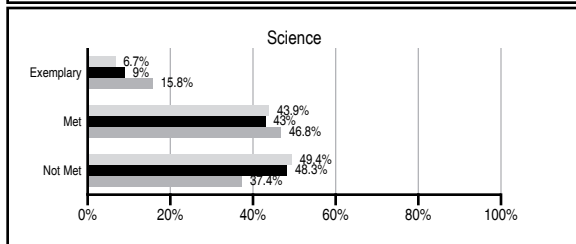
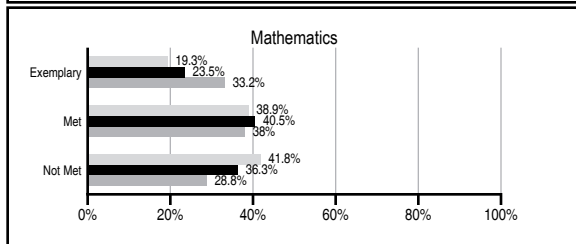
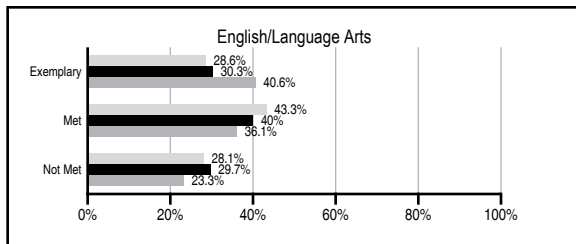
ABSOLUTE RATINGS OF ELEMENTARY SCHOOLS WITH STUDENTS LIKE OURS*

EXCELLENT	GOOD	AVERAGE	BELOW AVERAGE	AT-RISK
1	7	98	30	7

* Ratings are calculated with data available by 03/09/2011. Schools with Students Like Ours are Elementary Schools with Poverty Indices of no more than 5% above or below the index for this school.


PASS PERFORMANCE

Our School
 Elementary Schools with Students Like Ours
 Elementary schools statewide



NAEP PERFORMANCE*

* Performance reported for SC and nation, data not available at school level. Percentages at NAEP Achievement Levels.



SC PERFORMANCE GOAL

2010 Goal:
 By 2010, SC's student achievement will be ranked in the top half of the states nationally. To achieve this goal, we must become one of the fastest improving systems in the country.

2020 Vision:
 By 2020 all students will graduate with the knowledge and skills necessary to compete successfully in the global economy, participate in a democratic society and contribute positively as members of families and communities.

Abbreviations Key

N/A Not Applicable N/AV Not Available N/C Not Collected N/R Not Reported I/S Insufficient Sample TBD To be determined

NI Newly Identified CSI Continuing School Improvement CA Corrective Action RP Plan to Restructure R Restructure DELAY School Improvement Status HOLD School Improvement Status

SAVANNAH GROVE ELEMENTARY [Florence 1]

SCHOOL PROFILE

	Our School	Change from Last Year	Elementary Schools with Students Like Ours	Median Elementary School
Students (n=734)				
Retention rate	3.8%	Up from 3.3%	1.6%	1.2%
Attendance rate	94.5%	Down from 94.9%	95.7%	96.1%
Eligible for gifted and talented	5.8%	Up from 4.3%	6.8%	11.7%
With disabilities other than speech	14.3%	Up from 11.6%	8.6%	8.0%
Older than usual for grade	1.6%	Down from 2.0%	0.6%	0.4%
Out-of-school suspensions or expulsions for violent and/or criminal offenses	0.0%	No Change	0.0%	0.0%
Teachers (n=46)				
Teachers with advanced degrees	67.4%	Down from 72.3%	58.0%	60.5%
Continuing contract teachers	80.4%	Up from 72.3%	82.6%	84.6%
Teachers with emergency or provisional certificates	2.4%	No Change	0.0%	0.0%
Teachers returning from previous year	89.2%	Up from 84.9%	84.9%	87.0%
Teacher attendance rate	96.8%	No Change	95.3%	95.4%
Average teacher salary*	\$46,509	Down 0.8%	\$46,034	\$47,288
Classes not taught by highly qualified teachers	0.0%	No Change	0.0%	0.0%
Professional development days/teacher	6.2 days	Down from 11.2 days	11.0 days	10.5 days
School				
Principal's years at school	3.0	Up from 2.0	4.0	4.0
Student-teacher ratio in core subjects	20.5 to 1	Up from 20.1 to 1	18.4 to 1	19.2 to 1
Prime instructional time	90.7%	Down from 91.1%	90.3%	90.8%
Opportunities in the arts	Good	No Change	Good	Good
SACS accreditation	Yes	No Change	Yes	Yes
Parents attending conferences	81.8%	Down from 88.0%	100.0%	100.0%
Character development program	Excellent	No Change	Excellent	Excellent
Dollars spent per pupil**	\$7,454	Up 3.1%	\$7,908	\$7,548
Percent of expenditures for instruction**	68.5%	Down from 68.7%	67.9%	68.7%
Percent of expenditures for teacher salaries**	62.4%	Down from 65.5%	63.9%	65.1%
% of AYP objectives met	90.5%	Down from 95.2%	100.0%	100.0%

* Length of contract = 185+ days.

** Prior year audited financial data available.

EVALUATION RESULTS

	Teachers	Students*	Parents*
Number of surveys returned	38	62	30
Percent satisfied with learning environment	67.6%	90.0%	76.7%
Percent satisfied with social and physical environment	62.2%	90.0%	83.3%
Percent satisfied with school-home relations	55.3%	90.2%	73.3%

*Only students at the highest elementary school grade level at this school and their parents were included.

REPORT OF PRINCIPAL AND SCHOOL IMPROVEMENT COUNCIL

Savannah Grove Elementary School remains committed to enabling our students to achieve the highest level of academic success. This is accomplished by providing them with the materials, strategies, and techniques that will enable them to excel in extracurricular activities, while continuously developing life skills that support positive, character-based learning. We are committed to making instructional decisions, based on data and current research and have numerous interventions in place to ensure instructional time is protected and that our students are provided as many opportunities for success as possible in every classroom. Student learning is consistently enforced through organizational planning by our teaching staff. Our curriculum is constantly changing based on the advancements in technology in the field of education. Our success in achieving all of the aforementioned goals has resulted in the following accomplishments:

- State Department of Education Red Carpet Recognition (2007-2008)
- Recognized as a Solar School for South Carolina
- Recognized as a Lincoln Legacy School (2008-2009)
- Many classroom teachers have achieved Model Classroom Certification
- Four National Board Certified Teachers on staff
- Majority of teachers with advanced degrees
- Active Association of Parents and Teachers (APT) and School Improvement Council
- Implementation of Literacy Lab for first-grade students
- Reading is Fundamental and Terrific Kids (sponsored by Golden K Kiwanis)
- Monthly Student Recognition Programs (i.e. Honor Roll, monthly birthday celebrations and Reading Renaissance Celebrations)
- Extracurricular Activities (i.e. Chorus, Art Club, Student Council and Savannah Grove Cheerleaders)
- Service Learning Projects (Active supporters of American Red Cross, Manna House, Humane Society, Boxtops for Education, United Way, United Negro College Fund, March of Dimes, Monthly Skate Nights)
- Thinking Maps
- Write from the Beginning
- Compass Odyssey
- MAP (Measures of Academic Progress)
- Core Essentials Character Development Program
- Instructional Coaches and Focus Teachers
- Everyday Math Parent Workshops
- Saturday Success Academy
- Test Taking Strategies Camp
- Fourth Grade Writing Camp
- Faith Based Mentoring Program
- Father-Daughter Dance

The faculty and staff of Savannah Grove Elementary School will continue to focus on education that is standards driven and meets the needs of all children. By doing so, we will continue to proudly proclaim: "We ARE the Greatest School on the Planet"

Comprehensive detail, including definitions of ratings, performance criteria, and explanations of status, is available on www.ed.sc.gov and www.eoc.sc.gov as well as school and school district websites.

Printed versions are available from school districts upon request.

Abbreviations Key

N/A Not Applicable N/AV Not Available N/C Not Collected N/R Not Reported I/S Insufficient Sample TBD To be determined

NI Newly Identified CSI Continuing School Improvement CA Corrective Action RP Plan to Restructure R Restructure DELAY School Improvement Status HOLD School Improvement Status