



SC Annual School Report Card Summary

ROYALL ELEMENTARY
 Florence 1
 Grades: K-6 Enrollment: 707
 Principal: Julie Smith-Koon
 Superintendent: Allie E. Brooks
 Board Chair: Porter Stewart

PERFORMANCE

Comprehensive detail, including definitions of ratings, performance criteria, and explanations of status, is available on www.ed.sc.gov and www.eoc.sc.gov as well as school and school district websites. Printed versions are available from school districts upon request.

YEAR	ABSOLUTE RATING	GROWTH RATING	PALMETTO GOLD AND SILVER AWARD		AYP STATUS	NCLB IMPROVEMENT STATUS
			General Performance	Closing the Gap		
2010	Excellent	Excellent	TBD	TBD	Met	N/A
2009	Excellent	Excellent	Gold	Silver	Met	N/A
2008	Good	Average	N/A	Gold	Met	N/A

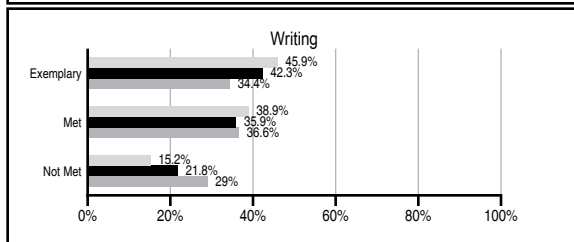
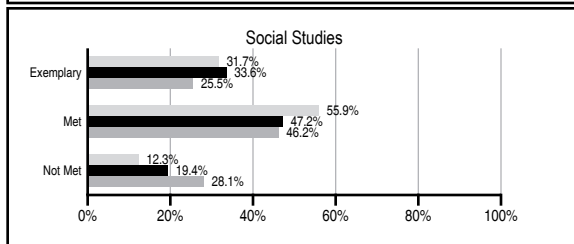
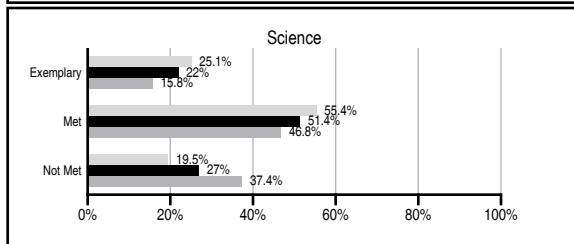
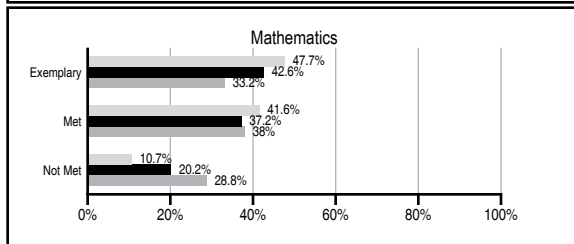
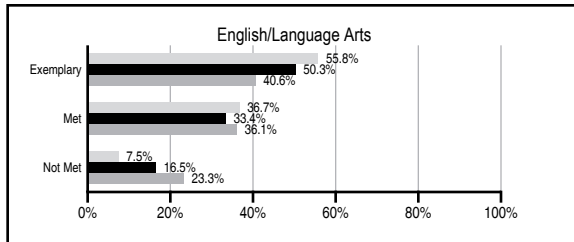
ABSOLUTE RATINGS OF ELEMENTARY SCHOOLS WITH STUDENTS LIKE OURS*

EXCELLENT	GOOD	AVERAGE	BELOW AVERAGE	AT-RISK
28	27	16	0	0

* Ratings are calculated with data available by 03/09/2011. Schools with Students Like Ours are Elementary Schools with Poverty Indices of no more than 5% above or below the index for this school.


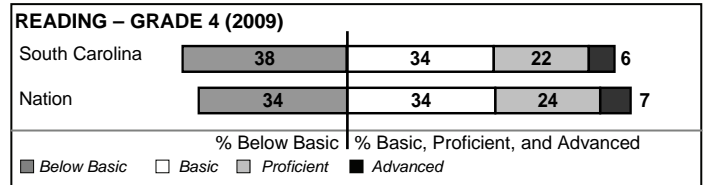
PASS PERFORMANCE

Our School
 Elementary Schools with Students Like Ours
 Elementary schools statewide



NAEP PERFORMANCE*

* Performance reported for SC and nation, data not available at school level. Percentages at NAEP Achievement Levels.



SC PERFORMANCE GOAL

2010 Goal:
 By 2010, SC's student achievement will be ranked in the top half of the states nationally. To achieve this goal, we must become one of the fastest improving systems in the country.

2020 Vision:
 By 2020 all students will graduate with the knowledge and skills necessary to compete successfully in the global economy, participate in a democratic society and contribute positively as members of families and communities.

Abbreviations Key

N/A Not Applicable N/AV Not Available N/C Not Collected N/R Not Reported I/S Insufficient Sample TBD To be determined

NI Newly Identified CSI Continuing School Improvement CA Corrective Action RP Plan to Restructure R Restructure DELAY School Improvement Status HOLD School Improvement Status

ROYALL ELEMENTARY [Florence 1]

SCHOOL PROFILE

	Our School	Change from Last Year	Elementary Schools with Students Like Ours	Median Elementary School
Students (n=707)				
Retention rate	1.1%	Down from 4.2%	0.8%	1.2%
Attendance rate	96.1%	Down from 96.5%	96.5%	96.1%
Eligible for gifted and talented	20.7%	Up from 20.0%	17.0%	11.7%
With disabilities other than speech	9.7%	Down from 12.4%	6.8%	8.0%
Older than usual for grade	1.1%	Down from 2.3%	0.2%	0.4%
Out-of-school suspensions or expulsions for violent and/or criminal offenses	0.0%	No Change	0.0%	0.0%
Teachers (n=47)				
Teachers with advanced degrees	63.8%	Down from 66.0%	61.5%	60.5%
Continuing contract teachers	91.5%	Down from 95.7%	85.7%	84.6%
Teachers with emergency or provisional certificates	0.0%	No Change	0.0%	0.0%
Teachers returning from previous year	94.9%	Up from 91.2%	89.3%	87.0%
Teacher attendance rate	97.7%	No Change	95.8%	95.4%
Average teacher salary*	\$49,737	Up 1.9%	\$47,985	\$47,288
Classes not taught by highly qualified teachers	0.0%	No Change	0.0%	0.0%
Professional development days/teacher	12.2 days	Up from 11.7 days	11.4 days	10.5 days
School				
Principal's years at school	26.0	Up from 25.0	4.0	4.0
Student-teacher ratio in core subjects	19.7 to 1	Up from 18.2 to 1	19.9 to 1	19.2 to 1
Prime instructional time	93.4%	Down from 93.8%	91.8%	90.8%
Opportunities in the arts	Good	No Change	Good	Good
SACS accreditation	Yes	No Change	Yes	Yes
Parents attending conferences	100.0%	No Change	100.0%	100.0%
Character development program	Excellent	No Change	Excellent	Excellent
Dollars spent per pupil**	\$7,449	Up 6.6%	\$7,129	\$7,548
Percent of expenditures for instruction**	71.8%	Up from 71.7%	70.1%	68.7%
Percent of expenditures for teacher salaries**	69.6%	Up from 68.4%	67.0%	65.1%
% of AYP objectives met	100.0%	No Change	100.0%	100.0%

* Length of contract = 185+ days.

** Prior year audited financial data available.

EVALUATION RESULTS

	Teachers	Students*	Parents*
Number of surveys returned	51	96	76
Percent satisfied with learning environment	100.0%	88.5%	93.2%
Percent satisfied with social and physical environment	98.0%	88.4%	81.3%
Percent satisfied with school-home relations	98.0%	93.8%	88.0%

*Only students at the highest elementary school grade level at this school and their parents were included.

REPORT OF PRINCIPAL AND SCHOOL IMPROVEMENT COUNCIL

Royall Elementary School has a well-deserved reputation for providing its students with an educational experience that is second to none. To continue this tradition of excellence, our faculty and staff remain committed to insuring that our school offers the very best in instructional techniques, teaching staff, educational resources, parental involvement, and learning environment. Royall's success in achieving these goals has resulted in the following local, state and national recognition during the 2009-2010 school year:

Absolute Rating of "Excellent" – SC State Department of Education
 Growth Rating of "Excellent" – SC State Department of Education
 Adequate Yearly Progress (AYP) Goal - Met
 Closing the Achievement Gap Recognition – SC Education Oversight Committee
 Reading Renaissance Master School – Renaissance Learning
 Battle of the Books Winner – Florence School District One

Royall Elementary School is regionally accredited by the Southern Association of Colleges and Schools and is nationally accredited by the Commission of International and Trans-Regional Accreditation.

Our school has a clearly defined mission that is shared by Royall's faculty and staff, our students, and our parents. Our commitment to the highest academic standards, high expectations for all, and mutual trust and respect has resulted in a learning environment that is conducive to both teaching and learning.

Royall Elementary School is fortunate to enjoy the enthusiastic support of our parents and the Florence community. Our active Association of Parents and Teachers is a valuable resource, providing time and energy to a wide variety of special projects that enhance our school's offerings.

As we prepare for the future, we will continue our emphasis on a well-balanced literacy model, expand our use of technology, increase our students' leadership opportunities and utilize diagnostic test results.

Royall Elementary School is an innovative, exciting place where teachers love to teach and students love to learn! At Royall, it is definitely... "Our Time to Shine".

Julie Smith-Koon, Principal
 Jill Fitzkee, School Improvement Council

Comprehensive detail, including definitions of ratings, performance criteria, and explanations of status, is available on www.ed.sc.gov and www.eoc.sc.gov as well as school and school district websites.

Printed versions are available from school districts upon request.

Abbreviations Key

N/A Not Applicable N/AV Not Available N/C Not Collected N/R Not Reported I/S Insufficient Sample TBD To be determined
 NI Newly Identified CSI Continuing School Improvement CA Corrective Action RP Plan to Restructure R Restructure DELAY School Improvement Status HOLD School Improvement Status