



SC Annual School Report Card Summary

THEODORE LESTER ELEMENTARY
 Florence 1
 Grades: PK-6 Enrollment: 439
 Principal: Gregory J. Mingo
 Superintendent: Allie E. Brooks
 Board Chair: Porter Stewart

PERFORMANCE

Comprehensive detail, including definitions of ratings, performance criteria, and explanations of status, is available on www.ed.sc.gov and www.eoc.sc.gov as well as school and school district websites. Printed versions are available from school districts upon request.

YEAR	ABSOLUTE RATING	GROWTH RATING	PALMETTO GOLD AND SILVER AWARD		AYP STATUS	NCLB IMPROVEMENT STATUS
			General Performance	Closing the Gap		
2010	Average	Average	TBD	TBD	Not Met	CSI
2009	Average	Average	N/A	N/A	Met	NI-DELAY
2008	Below Average	Below Average	N/A	N/A	Not Met	NI

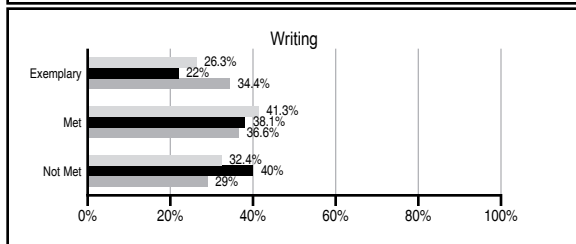
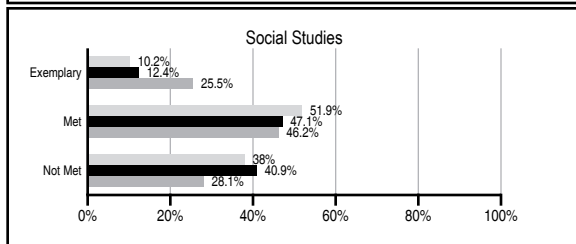
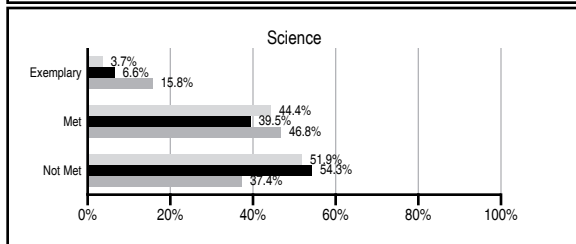
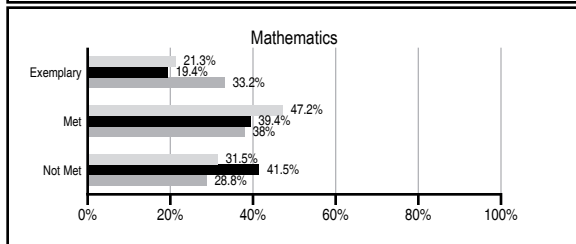
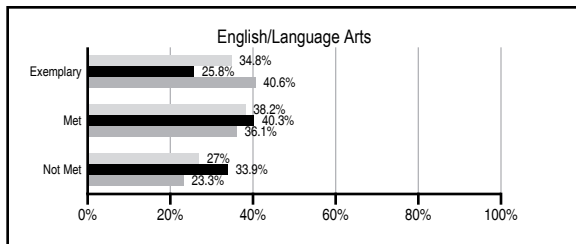
ABSOLUTE RATINGS OF ELEMENTARY SCHOOLS WITH STUDENTS LIKE OURS*

EXCELLENT	GOOD	AVERAGE	BELOW AVERAGE	AT-RISK
0	3	98	57	23

* Ratings are calculated with data available by 03/09/2011. Schools with Students Like Ours are Elementary Schools with Poverty Indices of no more than 5% above or below the index for this school.


PASS PERFORMANCE

Our School
 Elementary Schools with Students Like Ours
 Elementary schools statewide



NAEP PERFORMANCE*

* Performance reported for SC and nation, data not available at school level. Percentages at NAEP Achievement Levels.



SC PERFORMANCE GOAL

2010 Goal:
 By 2010, SC's student achievement will be ranked in the top half of the states nationally. To achieve this goal, we must become one of the fastest improving systems in the country.

2020 Vision:
 By 2020 all students will graduate with the knowledge and skills necessary to compete successfully in the global economy, participate in a democratic society and contribute positively as members of families and communities.

Abbreviations Key

N/A Not Applicable N/AV Not Available N/C Not Collected N/R Not Reported I/S Insufficient Sample TBD To be determined

NI Newly Identified CSI Continuing School Improvement CA Corrective Action RP Plan to Restructure R Restructure DELAY School Improvement Status HOLD School Improvement Status

THEODORE LESTER ELEMENTARY [Florence 1]

SCHOOL PROFILE

	Our School	Change from Last Year	Elementary Schools with Students Like Ours	Median Elementary School
Students (n=439)				
Retention rate	5.7%	Up from 3.8%	1.5%	1.2%
Attendance rate	94.8%	Down from 95.3%	95.8%	96.1%
Eligible for gifted and talented	4.3%	Down from 6.4%	4.9%	11.7%
With disabilities other than speech	22.4%	Down from 23.3%	8.5%	8.0%
Older than usual for grade	2.5%	Down from 3.1%	0.8%	0.4%
Out-of-school suspensions or expulsions for violent and/or criminal offenses	0.0%	No Change	0.0%	0.0%
Teachers (n=42)				
Teachers with advanced degrees	71.4%	Up from 65.9%	60.0%	60.5%
Continuing contract teachers	83.3%	Up from 75.0%	80.0%	84.6%
Teachers with emergency or provisional certificates	5.0%	Up from 4.9%	0.0%	0.0%
Teachers returning from previous year	93.5%	Up from 85.4%	84.2%	87.0%
Teacher attendance rate	95.7%	No Change	95.4%	95.4%
Average teacher salary*	\$47,955	Up 3.9%	\$45,423	\$47,288
Classes not taught by highly qualified teachers	9.3%	Down from 15.3%	0.0%	0.0%
Professional development days/teacher	15.6 days	Up from 14.4 days	10.6 days	10.5 days
School				
Principal's years at school	5.0	Up from 4.0	3.5	4.0
Student-teacher ratio in core subjects	20.4 to 1	Up from 16.5 to 1	17.4 to 1	19.2 to 1
Prime instructional time	90.0%	Down from 90.5%	90.4%	90.8%
Opportunities in the arts	Fair	No Change	Good	Good
SACS accreditation	Yes	No Change	Yes	Yes
Parents attending conferences	100.0%	Up from 99.9%	100.0%	100.0%
Character development program	Excellent	No Change	Excellent	Excellent
Dollars spent per pupil**	\$14,224	Up 11.8%	\$8,475	\$7,548
Percent of expenditures for instruction**	68.2%	Down from 69.9%	68.1%	68.7%
Percent of expenditures for teacher salaries**	65.3%	Down from 66.2%	62.6%	65.1%
% of AYP objectives met	90.5%	Down from 100.0%	100.0%	100.0%

* Length of contract = 185+ days.

** Prior year audited financial data available.

EVALUATION RESULTS

	Teachers	Students*	Parents*
Number of surveys returned	37	39	20
Percent satisfied with learning environment	77.8%	71.8%	90.0%
Percent satisfied with social and physical environment	66.7%	71.8%	90.0%
Percent satisfied with school-home relations	54.1%	79.5%	89.5%

*Only students at the highest elementary school grade level at this school and their parents were included.

REPORT OF PRINCIPAL AND SCHOOL IMPROVEMENT COUNCIL

At Theodore Lester Elementary we are continuing to encourage our students to "Reach for the Stars." We are challenging all students to reach their potential as learners. The school is regionally accredited by the Southern Association of Colleges and Schools and nationally accredited by the Commission on International and Trans-Regional Accreditation.

The School Improvement Council met at the beginning of the year, and the consensus of the group was that student success in reading is the key to student success in other subject areas. With that in mind, we renewed our focus on our Reading Renaissance Program. We encouraged students to read as much as possible and tried to instill in them a love for reading. We believe that this in turn, will positively impact student learning and students' performance on standardized tests.

These efforts will help in critical thinking, problem solving, and the analysis and synthesis of ideas and concepts which are crucial for improved achievement in reading, math, science, and social studies. We have also examined students' varied styles and rates of learning. We have implemented many strategies aimed at differentiating instruction and learning for our students. We are continuing to implement journal writing and note-booking as a means of capturing students' ideas and assessing what they have learned.

We have used student data to guide instruction and to narrow our focus on students' individual weaknesses and strengths. We are using teacher observations, MAP data, Reading Renaissance data, and test results from PASS to help make decisions about what to teach and when to teach it, in order for students to be successful in mastering the curriculum standards in all subject areas.

The School Improvement Council was also instrumental in improving the quality of teaching and learning at the school by supporting events like the following: Muffins for Mom, Doughnuts for Dad, Teacher Appreciation Week, and Lester Alive. Employees from Roche Carolina provided lunch buddies for students. The Florence Rotary Clubs in conjunction with Circle Park offered third graders strategies for preventing drug use with its RIDDE activities.

The faculty and staff of Theodore Lester Elementary are committed to improving teaching and learning. Our mission is as follows: It is our mission "to provide a quality education for all students to become successful, responsible citizens in life."

Rosalyn Green, Chairperson for the School Improvement Council
Gregory J. Mingo, Principal

Comprehensive detail, including definitions of ratings, performance criteria, and explanations of status, is available on www.ed.sc.gov and www.eoc.sc.gov as well as school and school district websites.

Printed versions are available from school districts upon request.

Abbreviations Key

N/A Not Applicable N/AV Not Available N/C Not Collected N/R Not Reported I/S Insufficient Sample TBD To be determined

NI Newly Identified CSI Continuing School Improvement CA Corrective Action RP Plan to Restructure R Restructure DELAY School Improvement Status HOLD School Improvement Status