



SC Annual School Report Card Summary

GREENWOOD ELEMENTARY
 Florence 1
 Grades: K-6 Enrollment: 763
 Principal: Susan M. Hartwig
 Superintendent: Allie E. Brooks
 Board Chair: Porter Stewart

PERFORMANCE

Comprehensive detail, including definitions of ratings, performance criteria, and explanations of status, is available on www.ed.sc.gov and www.eoc.sc.gov as well as school and school district websites. Printed versions are available from school districts upon request.

YEAR	ABSOLUTE RATING	GROWTH RATING	PALMETTO GOLD AND SILVER AWARD		AYP STATUS	NCLB IMPROVEMENT STATUS
			General Performance	Closing the Gap		
2010	Average	Good	TBD	TBD	Met	RP
2009	Average	Excellent	Gold	Silver	Met	CA-DELAY
2008	Average	At-Risk	N/A	N/A	Not Met	CA

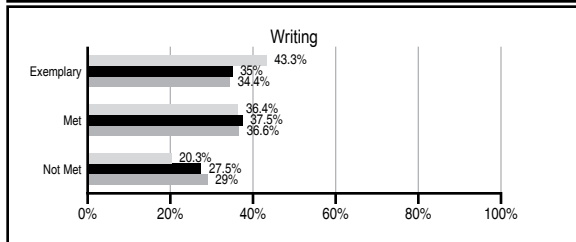
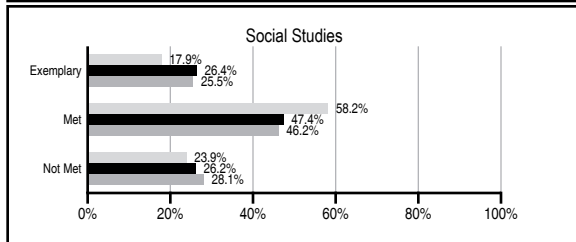
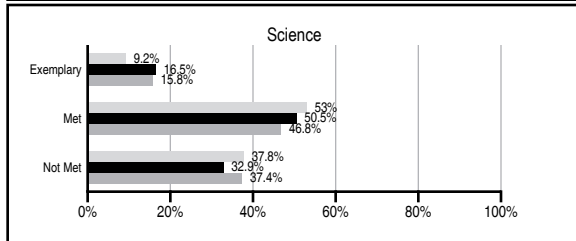
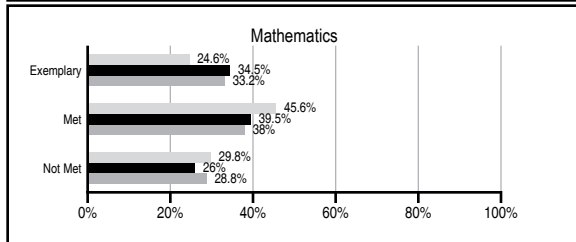
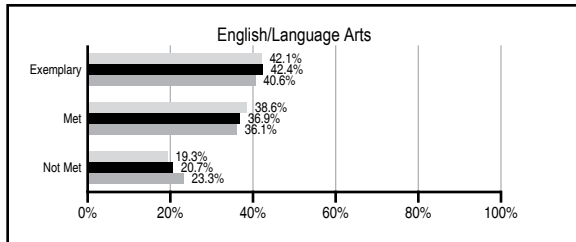
ABSOLUTE RATINGS OF ELEMENTARY SCHOOLS WITH STUDENTS LIKE OURS*

EXCELLENT	GOOD	AVERAGE	BELOW AVERAGE	AT-RISK
12	28	61	1	0

* Ratings are calculated with data available by 03/09/2011. Schools with Students Like Ours are Elementary Schools with Poverty Indices of no more than 5% above or below the index for this school.


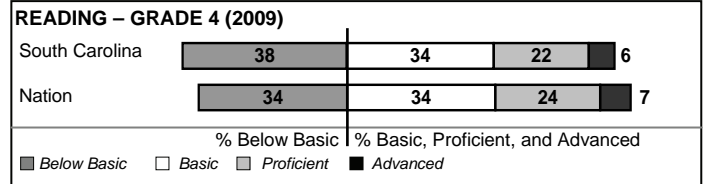
PASS PERFORMANCE

Our School
 Elementary Schools with Students Like Ours
 Elementary schools statewide



NAEP PERFORMANCE*

* Performance reported for SC and nation, data not available at school level. Percentages at NAEP Achievement Levels.



SC PERFORMANCE GOAL

2010 Goal:
 By 2010, SC's student achievement will be ranked in the top half of the states nationally. To achieve this goal, we must become one of the fastest improving systems in the country.

2020 Vision:
 By 2020 all students will graduate with the knowledge and skills necessary to compete successfully in the global economy, participate in a democratic society and contribute positively as members of families and communities.

Abbreviations Key

N/A Not Applicable N/AV Not Available N/C Not Collected N/R Not Reported I/S Insufficient Sample TBD To be determined

NI Newly Identified CSI Continuing School Improvement CA Corrective Action RP Plan to Restructure R Restructure DELAY School Improvement Status HOLD School Improvement Status

GREENWOOD ELEMENTARY [Florence 1]

SCHOOL PROFILE

	Our School	Change from Last Year	Elementary Schools with Students Like Ours	Median Elementary School
Students (n=763)				
Retention rate	2.8%	Down from 4.5%	1.2%	1.2%
Attendance rate	95.4%	Up from 95.2%	96.0%	96.1%
Eligible for gifted and talented	11.6%	Up from 10.0%	12.9%	11.7%
With disabilities other than speech	11.3%	Up from 10.1%	8.4%	8.0%
Older than usual for grade	1.6%	No Change	0.4%	0.4%
Out-of-school suspensions or expulsions for violent and/or criminal offenses	0.1%	Up from 0.0%	0.0%	0.0%
Teachers (n=48)				
Teachers with advanced degrees	50.0%	Down from 55.3%	58.9%	60.5%
Continuing contract teachers	81.3%	Up from 78.7%	84.7%	84.6%
Teachers with emergency or provisional certificates	0.0%	No Change	0.0%	0.0%
Teachers returning from previous year	86.4%	Up from 86.1%	86.9%	87.0%
Teacher attendance rate	96.7%	No Change	95.5%	95.4%
Average teacher salary*	\$45,737	Down 2.3%	\$47,193	\$47,288
Classes not taught by highly qualified teachers	0.0%	Down from 4.4%	0.0%	0.0%
Professional development days/teacher	9.6 days	Up from 8.1 days	9.9 days	10.5 days
School				
Principal's years at school	5.0	Up from 4.0	4.0	4.0
Student-teacher ratio in core subjects	18.8 to 1	Down from 20.0 to 1	19.4 to 1	19.2 to 1
Prime instructional time	91.2%	Up from 91.0%	91.0%	90.8%
Opportunities in the arts	Good	No Change	Good	Good
SACS accreditation	Yes	No Change	Yes	Yes
Parents attending conferences	100.0%	Up from 83.1%	100.0%	100.0%
Character development program	Good	No Change	Excellent	Excellent
Dollars spent per pupil**	\$6,242	Down 10.8%	\$7,133	\$7,548
Percent of expenditures for instruction**	67.3%	Up from 66.0%	68.4%	68.7%
Percent of expenditures for teacher salaries**	64.5%	Up from 63.7%	65.0%	65.1%
% of AYP objectives met	100.0%	No Change	100.0%	100.0%

* Length of contract = 185+ days.

** Prior year audited financial data available.

EVALUATION RESULTS

	Teachers	Students*	Parents*
Number of surveys returned	44	90	54
Percent satisfied with learning environment	93.0%	64.0%	81.5%
Percent satisfied with social and physical environment	93.2%	72.2%	83.3%
Percent satisfied with school-home relations	90.9%	80.9%	90.7%

*Only students at the highest elementary school grade level at this school and their parents were included.

REPORT OF PRINCIPAL AND SCHOOL IMPROVEMENT COUNCIL

The mission of Greenwood Elementary School (GES) is to empower students to become life-long learners and to provide them with the skills to become productive citizens in an ever changing society with-in a safe environment. Our continued commitment to prepare students for a lifetime of learning is evident in the dedication and cooperation of our teachers, staff, parents, volunteers and community members.

Greenwood is fully accredited by the South Carolina Department of Education and Southern Association of Colleges and Schools. Implementing a comprehensive school reform system, The System for Teacher and Student Advancement (TAP), Greenwood met AYP for 2009 and is the recipient of a Palmetto Gold Award for academic achievement and a recipient of a Palmetto Silver Award for closing the achievement gap. Outstanding features of GES include its literacy and technology programs. Reading Recovery, Literacy Lab and Renaissance Place help to foster a strong foundation and love of reading. Technology offerings include two full-time computer labs, a mobile wireless laptop lab, SCETV Video Streaming programming, interactive whiteboards in every classroom, and student response systems which are integrated across the curriculum for differentiated instruction.

Extra-curricular activities at Greenwood include: BETA Club, Safety Patrols, Jump Rope for Heart, Library helpers, WGES Morning production, Chorus, Bells, Band, Strings, Family Reading Night, Cheer Squads and Monthly Skate Nights. Through these activities, students are able to develop individual talents and social skills.

At Greenwood, we believe it takes a combined effort to educate and prepare today's youth for the challenges of tomorrow. This belief is exemplified through our membership in the National Network of Partnership schools, and in the involvement of our Association of Parents and Teachers and School Improvement Council. Stakeholders work diligently to help meet the needs of our school by supporting school-wide programs and projects that make GES a place for children to grow, excel and succeed.

Henrietta Hall,
School Improvement Council Chairman
Susan Hartwig,
Principal

Comprehensive detail, including definitions of ratings, performance criteria, and explanations of status, is available on www.ed.sc.gov and www.eoc.sc.gov as well as school and school district websites.

Printed versions are available from school districts upon request.

Abbreviations Key

N/A Not Applicable N/AV Not Available N/C Not Collected N/R Not Reported I/S Insufficient Sample TBD To be determined

NI Newly Identified CSI Continuing School Improvement CA Corrective Action RP Plan to Restructure R Restructure DELAY School Improvement Status HOLD School Improvement Status