



SC Annual School Report Card Summary

DELMAE ELEMENTARY
 Florence 1
 Grades: K-4 Enrollment: 835
 Principal: Roy Ann Jolley
 Superintendent: Allie E. Brooks
 Board Chair: Porter Stewart

PERFORMANCE

Comprehensive detail, including definitions of ratings, performance criteria, and explanations of status, is available on www.ed.sc.gov and www.eoc.sc.gov as well as school and school district websites. Printed versions are available from school districts upon request.

YEAR	ABSOLUTE RATING	GROWTH RATING	PALMETTO GOLD AND SILVER AWARD		AYP STATUS	NCLB IMPROVEMENT STATUS
			General Performance	Closing the Gap		
2010	Average	Good	TBD	TBD	Met	N/A
2009	Average	Good	Silver	N/A	Met	N/A
2008	Average	Average	N/A	N/A	Not Met	N/A

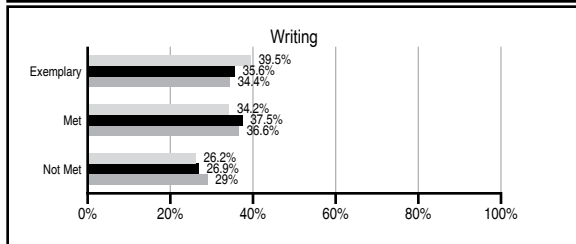
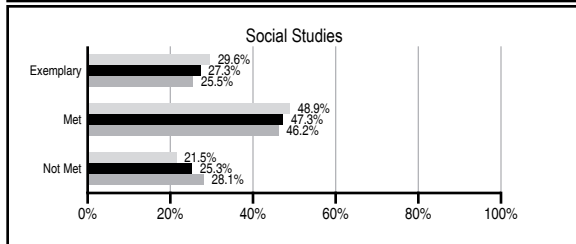
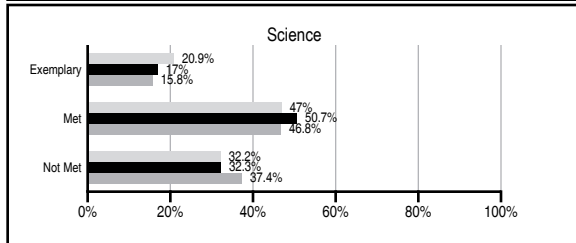
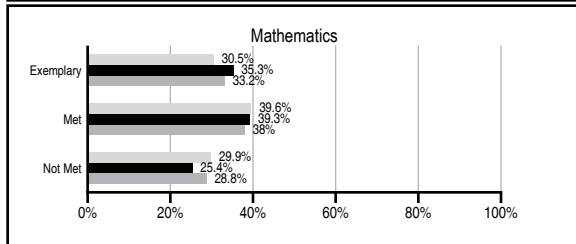
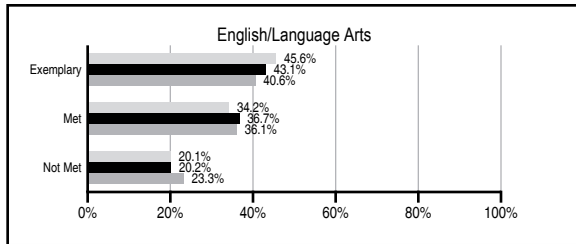
ABSOLUTE RATINGS OF ELEMENTARY SCHOOLS WITH STUDENTS LIKE OURS*

EXCELLENT	GOOD	AVERAGE	BELOW AVERAGE	AT-RISK
13	30	53	1	0

* Ratings are calculated with data available by 03/09/2011. Schools with Students Like Ours are Elementary Schools with Poverty Indices of no more than 5% above or below the index for this school.



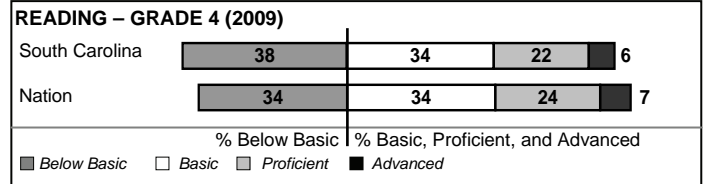
PASS PERFORMANCE

Our School
 Elementary Schools with Students Like Ours
 Elementary schools statewide



NAEP PERFORMANCE*

* Performance reported for SC and nation, data not available at school level. Percentages at NAEP Achievement Levels.



SC PERFORMANCE GOAL

2010 Goal:
 By 2010, SC's student achievement will be ranked in the top half of the states nationally. To achieve this goal, we must become one of the fastest improving systems in the country.

2020 Vision:
 By 2020 all students will graduate with the knowledge and skills necessary to compete successfully in the global economy, participate in a democratic society and contribute positively as members of families and communities.

Abbreviations Key

N/A Not Applicable N/AV Not Available N/C Not Collected N/R Not Reported I/S Insufficient Sample TBD To be determined

NI Newly Identified CSI Continuing School Improvement CA Corrective Action RP Plan to Restructure R Restructure DELAY School Improvement Status HOLD School Improvement Status

DELMAE ELEMENTARY [Florence 1]

SCHOOL PROFILE

	Our School	Change from Last Year	Elementary Schools with Students Like Ours	Median Elementary School
Students (n=835)				
Retention rate	2.4%	Down from 3.3%	1.2%	1.2%
Attendance rate	96.0%	Up from 95.7%	96.1%	96.1%
Eligible for gifted and talented	6.9%	Up from 6.7%	13.1%	11.7%
With disabilities other than speech	8.3%	Down from 8.5%	8.5%	8.0%
Older than usual for grade	0.8%	Down from 1.2%	0.3%	0.4%
Out-of-school suspensions or expulsions for violent and/or criminal offenses	0.0%	No Change	0.0%	0.0%
Teachers (n=53)				
Teachers with advanced degrees	47.2%	Down from 48.1%	58.1%	60.5%
Continuing contract teachers	86.8%	Up from 78.8%	84.6%	84.6%
Teachers with emergency or provisional certificates	4.2%	Down from 6.0%	0.0%	0.0%
Teachers returning from previous year	89.1%	Up from 84.2%	86.4%	87.0%
Teacher attendance rate	97.2%	No Change	95.5%	95.4%
Average teacher salary*	\$43,364	Down 0.4%	\$47,204	\$47,288
Classes not taught by highly qualified teachers	0.0%	No Change	0.0%	0.0%
Professional development days/teacher	15.3 days	Up from 14.2 days	9.9 days	10.5 days
School				
Principal's years at school	10.0	Up from 9.0	4.0	4.0
Student-teacher ratio in core subjects	21.4 to 1	Up from 19.6 to 1	19.5 to 1	19.2 to 1
Prime instructional time	92.4%	Up from 92.1%	91.0%	90.8%
Opportunities in the arts	Good	No Change	Good	Good
SACS accreditation	Yes	No Change	Yes	Yes
Parents attending conferences	100.0%	Up from 83.7%	100.0%	100.0%
Character development program	Excellent	No Change	Excellent	Excellent
Dollars spent per pupil**	\$6,276	Down 2.2%	\$7,106	\$7,548
Percent of expenditures for instruction**	69.4%	Down from 69.5%	68.7%	68.7%
Percent of expenditures for teacher salaries**	65.8%	Down from 66.6%	65.1%	65.1%
% of AYP objectives met	100.0%	No Change	100.0%	100.0%

* Length of contract = 185+ days.

** Prior year audited financial data available.

EVALUATION RESULTS

	Teachers	Students*	Parents*
Number of surveys returned	39	127	85
Percent satisfied with learning environment	92.3%	78.7%	87.1%
Percent satisfied with social and physical environment	92.3%	81.6%	85.7%
Percent satisfied with school-home relations	100.0%	82.4%	74.1%

*Only students at the highest elementary school grade level at this school and their parents were included.

Comprehensive detail, including definitions of ratings, performance criteria, and explanations of status, is available on www.ed.sc.gov and www.eoc.sc.gov as well as school and school district websites.

Printed versions are available from school districts upon request.

REPORT OF PRINCIPAL AND SCHOOL IMPROVEMENT COUNCIL

Delmae Heights Elementary continues to provide a learning environment that centers around discovery, innovation, collaboration and excellence. Our emphasis on data-driven, standards based differentiated instruction enables us to meet the needs of all of our students. In addition to this, the faculty and staff continue their commitment to the development of the whole child by educating the head (the pursuit of academic excellence), the heart (character education and service projects) and the hand (activity-based learning).

Researched based instructional programs are an integral part of daily classroom instruction. These programs include Reading Recovery, Accelerated Reading, Accelerated Math, Math Out of the Box, and FOSS Kits in science instruction. These programs combined with South Carolina Standards for core subject areas and the FSD1 Curriculum Alignment Document (CAD) insure that students are engaged daily in learning that is relevant and emphasizes rigor. Daily instruction is driven by data which is collected through both formal and informal assessment of student learning.

Professional Learning Communities are the norm for collaboration at Delmae. Our administrative team, school wide subject area vertical teams and grade level teams have all contributed to on-going staff development and training for instructional staff. Our staff has engaged in staff development aimed at increasing instructional effectiveness. The focus for professional development has been using data to drive our instruction, implementing best practice and differentiating instruction. Book studies, attending conferences, district level trainings and the use of in house experts have all been aspects of our staff development program for this year.

Our parents and the community are an integral part of what makes Delmae "a great place to learn". Under the umbrella of our NNPS (National Network of Partnership Schools) membership, our SIC (School Improvement Council), APT (Association of Parents and Teachers), and Title One Team both parents and community have been actively involved in the decision making process at Delmae. In addition, our students have benefited from our Faith-Based Mentoring Program, Good News Club, Terrific Kids, Delmae Daredevils (Taekwondo), and After School Spanish Program – all community sponsored programs. First Reliance Bank continues to be our primary business partner along with several local restaurants that provide academic and behavioral incentives for students.

Special Events and Family Nights are a common occurrence and are observed and celebrated throughout the year. We are extremely proud of our Picture Parade, located on our school's webpage which gives a pictorial documentation of all of these monthly occurrences from our Beach Blast at the beginning of school, to our Spring Fling, which is our culminating Family Activity for the year. Other events included Grandparents Week, Muffins for Moms and Donuts for Dad.

We participated in two collaborative events involving other FSD1 schools – the annual Spelling Bee and the first Math Masters of the Pee Dee. Service Projects are examples of "educating the heart." Our students and staff participated in Jumprope for the American Heart Association, a Blood Drive in support of the American Red Cross and a fundraiser to benefit the Cystic Fibrosis Foundation.

Students are at the core of everything we do at Delmae. Extra-curricular activities include our Robotics Team,

Abbreviations Key

N/A Not Applicable N/AV Not Available N/C Not Collected N/R Not Reported I/S Insufficient Sample TBD To be determined

NI Newly Identified CSI Continuing School Improvement CA Corrective Action RP Plan to Restructure R Restructure DELAY School Improvement Status HOLD School Improvement Status