



SC Annual School Report Card Summary

CARVER ELEMENTARY
 Florence 1
 Grades: PK-4 Enrollment: 902
 Principal: Chris Rogers
 Superintendent: Allie E. Brooks
 Board Chair: Porter Stewart

PERFORMANCE

Comprehensive detail, including definitions of ratings, performance criteria, and explanations of status, is available on www.ed.sc.gov and www.eoc.sc.gov as well as school and school district websites. Printed versions are available from school districts upon request.

YEAR	ABSOLUTE RATING	GROWTH RATING	PALMETTO GOLD AND SILVER AWARD		AYP STATUS	NCLB IMPROVEMENT STATUS
			General Performance	Closing the Gap		
2010	Excellent	Excellent	TBD	TBD	Met	N/A
2009	Excellent	Good	Gold	N/A	Met	N/A
2008	Good	Average	N/A	Gold	Met	N/A

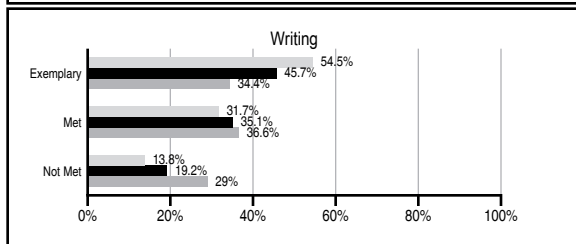
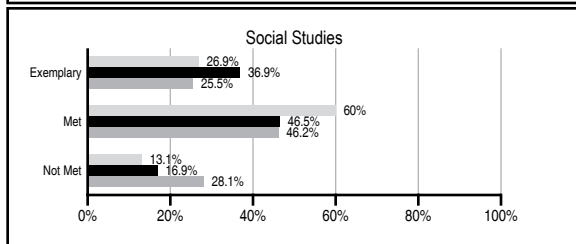
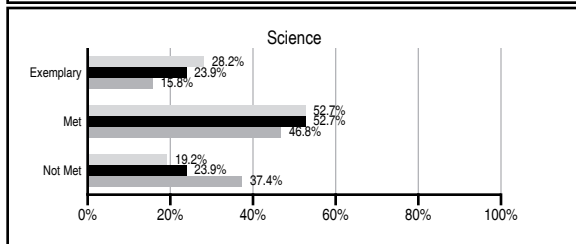
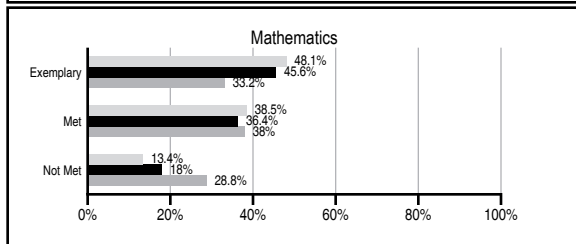
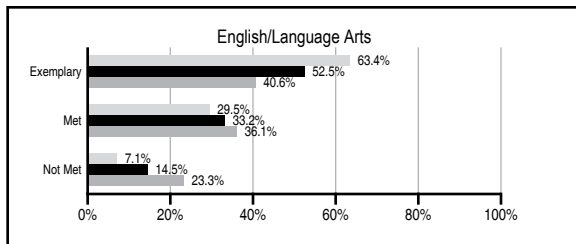
ABSOLUTE RATINGS OF ELEMENTARY SCHOOLS WITH STUDENTS LIKE OURS*

EXCELLENT	GOOD	AVERAGE	BELOW AVERAGE	AT-RISK
27	23	4	1	0

* Ratings are calculated with data available by 03/09/2011. Schools with Students Like Ours are Elementary Schools with Poverty Indices of no more than 5% above or below the index for this school.

PASS PERFORMANCE

Our School
 Elementary Schools with Students Like Ours
 Elementary schools statewide



NAEP PERFORMANCE*

* Performance reported for SC and nation, data not available at school level. Percentages at NAEP Achievement Levels.



SC PERFORMANCE GOAL

2010 Goal:
 By 2010, SC's student achievement will be ranked in the top half of the states nationally. To achieve this goal, we must become one of the fastest improving systems in the country.

2020 Vision:
 By 2020 all students will graduate with the knowledge and skills necessary to compete successfully in the global economy, participate in a democratic society and contribute positively as members of families and communities.

Abbreviations Key

N/A Not Applicable N/AV Not Available N/C Not Collected N/R Not Reported I/S Insufficient Sample TBD To be determined
 NI Newly Identified CSI Continuing School Improvement CA Corrective Action RP Plan to Restructure R Restructure DELAY School Improvement Status HOLD School Improvement Status

CARVER ELEMENTARY [Florence 1]

SCHOOL PROFILE

	Our School	Change from Last Year	Elementary Schools with Students Like Ours	Median Elementary School
Students (n=902)				
Retention rate	2.2%	Down from 4.7%	0.8%	1.2%
Attendance rate	96.0%	No Change	96.5%	96.1%
Eligible for gifted and talented	14.1%	Down from 18.7%	19.7%	11.7%
With disabilities other than speech	8.5%	Down from 8.8%	7.7%	8.0%
Older than usual for grade	0.7%	Down from 0.9%	0.2%	0.4%
Out-of-school suspensions or expulsions for violent and/or criminal offenses	0.0%	No Change	0.0%	0.0%
Teachers (n=57)				
Teachers with advanced degrees	57.9%	Down from 60.7%	63.8%	60.5%
Continuing contract teachers	91.2%	Up from 91.1%	86.4%	84.6%
Teachers with emergency or provisional certificates	0.0%	No Change	0.0%	0.0%
Teachers returning from previous year	93.3%	Down from 94.4%	88.9%	87.0%
Teacher attendance rate	97.1%	No Change	95.9%	95.4%
Average teacher salary*	\$51,189	Up 0.8%	\$48,838	\$47,288
Classes not taught by highly qualified teachers	4.2%	Up from 0.5%	0.0%	0.0%
Professional development days/teacher	11.3 days	Down from 12.3 days	10.4 days	10.5 days
School				
Principal's years at school	1.0	Down from 13.0	4.0	4.0
Student-teacher ratio in core subjects	20.5 to 1	Up from 19.4 to 1	20.3 to 1	19.2 to 1
Prime instructional time	92.4%	No Change	92.4%	90.8%
Opportunities in the arts	Good	No Change	Good	Good
SACS accreditation	Yes	No Change	Yes	Yes
Parents attending conferences	100.0%	No Change	100.0%	100.0%
Character development program	Below Average	Down from Excellent	Excellent	Excellent
Dollars spent per pupil**	\$7,176	Up 8.3%	\$7,125	\$7,548
Percent of expenditures for instruction**	71.4%	Down from 72.1%	71.0%	68.7%
Percent of expenditures for teacher salaries**	69.1%	Down from 69.8%	68.2%	65.1%
% of AYP objectives met	100.0%	No Change	100.0%	100.0%

* Length of contract = 185+ days.

** Prior year audited financial data available.

EVALUATION RESULTS

	Teachers	Students*	Parents*
Number of surveys returned	56	172	123
Percent satisfied with learning environment	100.0%	93.0%	93.3%
Percent satisfied with social and physical environment	100.0%	89.4%	92.7%
Percent satisfied with school-home relations	100.0%	90.0%	89.3%

*Only students at the highest elementary school grade level at this school and their parents were included.

Comprehensive detail, including definitions of ratings, performance criteria, and explanations of status, is available on www.ed.sc.gov and www.eoc.sc.gov as well as school and school district websites.

Printed versions are available from school districts upon request.

REPORT OF PRINCIPAL AND SCHOOL IMPROVEMENT COUNCIL

Carver Elementary School provides excellent services for approximately 940 students from pre-kindergarten to 4th grade. Our mission is to prepare students to become productive, responsible citizens and lifelong learners. Carver is an award-winning school, meeting AYP for the past 6 years. Other state recognition includes "Closing the Achievement Gap" between subgroups in 2004, 2006, 2007, 2008 and 2009, receiving the Palmetto Gold and Silver Awards, as well as receiving the National Blue Ribbon Award and the Physical Fitness and Healthy School Awards. Carver has also been recognized as a Red Carpet School and a School of Promise.

Carver has an exceptional staff. There are 13 National Board Certified teachers on staff, 71% hold advanced degrees, and 100% of the full-time and paraprofessional teaching staff meet the federal standards of "Highly Qualified". Teachers pursue ongoing professional development to ensure that best practices are available to all students.

Carver utilizes an integrated, standards-based curriculum that emphasizes technology. Technology resources used to engage students include a portable wireless lab, software programs, Internet resources, computer lab activities, SMART Boards, Smart Response Systems, Flash masters, and streamline videos. Carver has a balanced language arts program providing a literacy lab, Reading Renaissance, and "Write...from the Beginning," a writing program that is used in K-4. In Math, a variety of hands-on programs such as Everyday Math, Everyday Counts Calendar Math and Math 4 Today are used. MAP testing is done in the fall to help identify student levels in reading, language, and math, and again in the spring to determine growth in these areas. Compass Learning-Odyssey, a computer-based program, is used in conjunction with MAP to provide engaging activities for differing levels of achievement and learning styles. Other programs include a computer lab, art, music, and physical education.

At Carver, our parents and community are involved. Carver has an active PTO and School Improvement Council. Volunteers can be found leading the Thanksgiving Festival, serving as tutors and mentors, and working with our Positive Behavior System (Bear Bucks), just to name a few areas. Carver has numerous contributors and community, business, and college partners.

Carver offers many enrichment opportunities for our students. A variety of after-school clubs are available throughout the year. These include the Carver Cares Club, Sketchbook, Better Learning Bears, Sports of All Sorts, Techno Pros, and Chorus. Leadership opportunities offered include Safety Patrols, Morning Show, and Wee Deliver. Character programs such as Steps to Respect, Core Essentials, Second Step, and Character Counts are used. Carver also has strong student recognition programs, including Terrific Kids, PrinciPALS, Celebrity Student, Honor Roll, Perfect Attendance, and Reading Renaissance awards. Students are also involved in many service projects throughout the year. These include Harvest

Hope Food Drive, Relay for Life, Pennies for Patients, and Jump Rope for Heart. In summary, all of the above makes Carver "A Great Place to Learn".

Chris Rogers, Principal

Cindy Schuh, Chairperson, School Improvement Council

Abbreviations Key

N/A Not Applicable N/AV Not Available N/C Not Collected N/R Not Reported I/S Insufficient Sample TBD To be determined

NI Newly Identified CSI Continuing School Improvement CA Corrective Action RP Plan to Restructure R Restructure DELAY School Improvement Status HOLD School Improvement Status