



SC Annual School Report Card Summary

BRIGGS ELEMENTARY
 Florence 1
 Grades: K-6 Enrollment: 667
 Principal: Martin Schmid
 Superintendent: Allie E. Brooks
 Board Chair: Porter Stewart

PERFORMANCE

Comprehensive detail, including definitions of ratings, performance criteria, and explanations of status, is available on www.ed.sc.gov and www.eoc.sc.gov as well as school and school district websites. Printed versions are available from school districts upon request.

YEAR	ABSOLUTE RATING	GROWTH RATING	PALMETTO GOLD AND SILVER AWARD		AYP STATUS	NCLB IMPROVEMENT STATUS
			General Performance	Closing the Gap		
2010	Average	Average	TBD	TBD	Not Met	CSI
2009	Average	Average	N/A	N/A	Not Met	NI
2008	Average	Below Average	N/A	N/A	Not Met	N/A

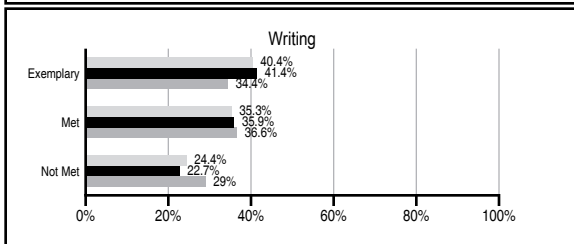
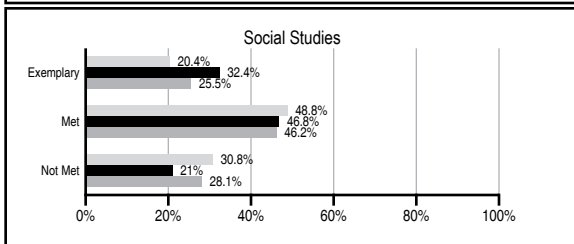
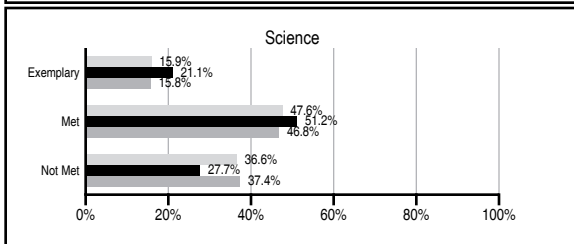
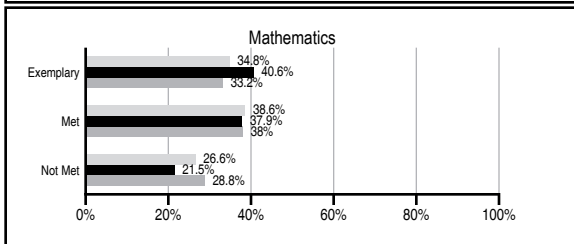
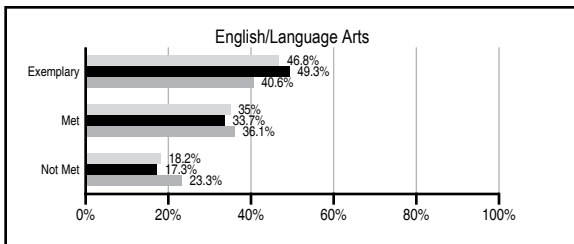
ABSOLUTE RATINGS OF ELEMENTARY SCHOOLS WITH STUDENTS LIKE OURS*

EXCELLENT	GOOD	AVERAGE	BELOW AVERAGE	AT-RISK
31	32	28	0	0

* Ratings are calculated with data available by 03/09/2011. Schools with Students Like Ours are Elementary Schools with Poverty Indices of no more than 5% above or below the index for this school.


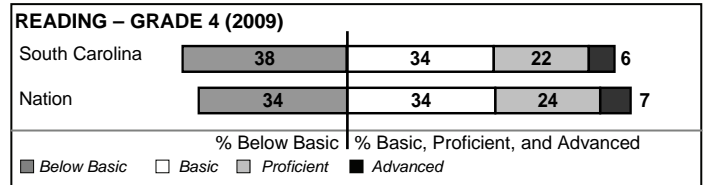
PASS PERFORMANCE

Our School
 Elementary Schools with Students Like Ours
 Elementary schools statewide



NAEP PERFORMANCE*

* Performance reported for SC and nation, data not available at school level. Percentages at NAEP Achievement Levels.



SC PERFORMANCE GOAL

2010 Goal:
 By 2010, SC's student achievement will be ranked in the top half of the states nationally. To achieve this goal, we must become one of the fastest improving systems in the country.

2020 Vision:
 By 2020 all students will graduate with the knowledge and skills necessary to compete successfully in the global economy, participate in a democratic society and contribute positively as members of families and communities.

Abbreviations Key

N/A Not Applicable N/AV Not Available N/C Not Collected N/R Not Reported I/S Insufficient Sample TBD To be determined

NI Newly Identified CSI Continuing School Improvement CA Corrective Action RP Plan to Restructure R Restructure DELAY School Improvement Status HOLD School Improvement Status

BRIGGS ELEMENTARY [Florence 1]

SCHOOL PROFILE

	Our School	Change from Last Year	Elementary Schools with Students Like Ours	Median Elementary School
Students (n=667)				
Retention rate	1.2%	Down from 3.1%	1.1%	1.2%
Attendance rate	95.7%	Down from 96.3%	96.4%	96.1%
Eligible for gifted and talented	17.0%	Up from 14.5%	17.1%	11.7%
With disabilities other than speech	9.9%	Down from 15.0%	7.3%	8.0%
Older than usual for grade	1.0%	Up from 0.7%	0.3%	0.4%
Out-of-school suspensions or expulsions for violent and/or criminal offenses	0.0%	No Change	0.0%	0.0%
Teachers (n=46)				
Teachers with advanced degrees	58.7%	Up from 54.3%	62.4%	60.5%
Continuing contract teachers	82.6%	Down from 84.8%	86.8%	84.6%
Teachers with emergency or provisional certificates	0.0%	No Change	0.0%	0.0%
Teachers returning from previous year	91.6%	Up from 90.7%	90.3%	87.0%
Teacher attendance rate	95.6%	No Change	95.7%	95.4%
Average teacher salary*	\$47,488	Up 0.7%	\$48,250	\$47,288
Classes not taught by highly qualified teachers	0.0%	No Change	0.0%	0.0%
Professional development days/teacher	14.5 days	Up from 12.5 days	11.1 days	10.5 days
School				
Principal's years at school	12.0	Up from 10.0	5.0	4.0
Student-teacher ratio in core subjects	20.0 to 1	Up from 19.9 to 1	20.1 to 1	19.2 to 1
Prime instructional time	90.0%	Down from 90.6%	91.8%	90.8%
Opportunities in the arts	Good	No Change	Good	Good
SACS accreditation	Yes	No Change	Yes	Yes
Parents attending conferences	100.0%	Up from 99.9%	100.0%	100.0%
Character development program	Excellent	No Change	Excellent	Excellent
Dollars spent per pupil**	\$6,729	Up 4.5%	\$7,129	\$7,548
Percent of expenditures for instruction**	68.4%	Up from 67.5%	69.1%	68.7%
Percent of expenditures for teacher salaries**	66.2%	Up from 62.7%	66.0%	65.1%
% of AYP objectives met	95.2%	No Change	100.0%	100.0%

* Length of contract = 185+ days.

** Prior year audited financial data available.

EVALUATION RESULTS

	Teachers	Students*	Parents*
Number of surveys returned	45	91	66
Percent satisfied with learning environment	100.0%	84.4%	93.5%
Percent satisfied with social and physical environment	100.0%	85.6%	93.8%
Percent satisfied with school-home relations	95.6%	87.8%	91.9%

*Only students at the highest elementary school grade level at this school and their parents were included.

REPORT OF PRINCIPAL AND SCHOOL IMPROVEMENT COUNCIL

The entire Briggs community is to be commended for their initiative, dedication, and hard work during the 2009-10 school year. We pride ourselves on the philosophy of meeting the needs of all of our students. Making a difference with each individual student is our main emphasis. Our school-wide efforts continue to be directed toward established goals that are aligned to Florence School District One. "Excellence Through Effort" was our yearly theme. Students and staff members participated in several service-learning projects that benefited local, national and international organizations.

We are extremely proud of the following:

- Significant improvement in the number of students scoring Met and Exemplary on PASS.
- ImPACT and Effective Schools Plans implemented to address state standards utilizing data from MAP, Tests for Higher Standards and COMPASS assessment tools that identify specific areas of need for each child.
- School-wide commitment to early literacy evidenced through our LEAP Lab and Writing Teacher.
- Vigorous commitment to technology noted by the allocation of notebook computers, LCD projectors, Smartboards, ELMOs and several software programs (United Streaming, Brain Pop, etc.) to all teachers with wireless access throughout our building.
- Continued accreditation through the Southern Association of Colleges and Schools.
- Arts as Basic Curriculum Grant awarded by the South Carolina Arts Commission to infuse the arts across the curriculum.

The Briggs Association of Parents and Teachers and the School Improvement Council work in concert to continue to support outstanding work at our school. Their mini grants fund many teacher initiated, enrichment activities and our first ever "Taste of Briggs" was a huge community success.

Our entire school community continues to work together to ensure that Briggs remains a wonderful place to grow and be challenged.

Martin Schmid, Principal
Brad Marlowe, School Improvement Council Chair

Comprehensive detail, including definitions of ratings, performance criteria, and explanations of status, is available on www.ed.sc.gov and www.eoc.sc.gov as well as school and school district websites.

Printed versions are available from school districts upon request.

Abbreviations Key

N/A Not Applicable N/AV Not Available N/C Not Collected N/R Not Reported I/S Insufficient Sample TBD To be determined

NI Newly Identified CSI Continuing School Improvement CA Corrective Action RP Plan to Restructure R Restructure DELAY School Improvement Status HOLD School Improvement Status