



# SC Annual School Report Card Summary

**WILLIAMS MEMORIAL ELEMENTARY**  
**Dorchester 4**  
**Grades: PK-5** Enrollment: 636  
**Principal: Jeffrey Beckwith**  
**Superintendent: Mr. Jerry G. Montjoy**  
**Board Chair: Mrs. Cheryl Mushrush**

## PERFORMANCE

Comprehensive detail, including definitions of ratings, performance criteria, and explanations of status, is available on [www.ed.sc.gov](http://www.ed.sc.gov) and [www.eoc.sc.gov](http://www.eoc.sc.gov) as well as school and school district websites. Printed versions are available from school districts upon request.

YEAR	ABSOLUTE RATING	GROWTH RATING	PALMETTO GOLD AND SILVER AWARD		AYP STATUS	NCLB IMPROVEMENT STATUS
			General Performance	Closing the Gap		
2010	Good	Excellent	TBD	TBD	Not Met	R
2009	Average	Average	N/A	N/A	Not Met	R
2008	Average	Average	N/A	N/A	Not Met	RP

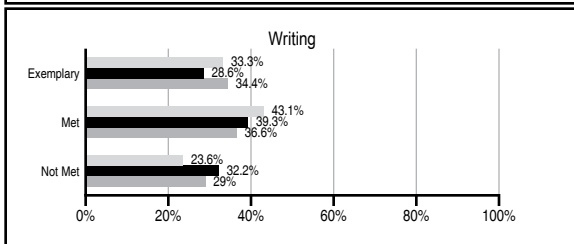
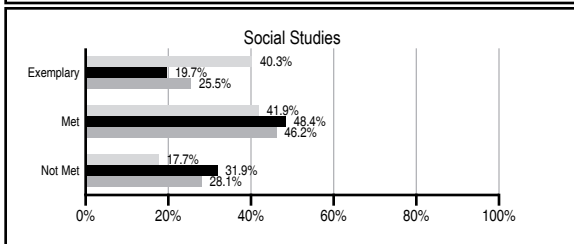
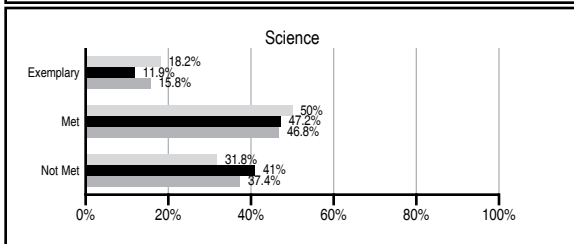
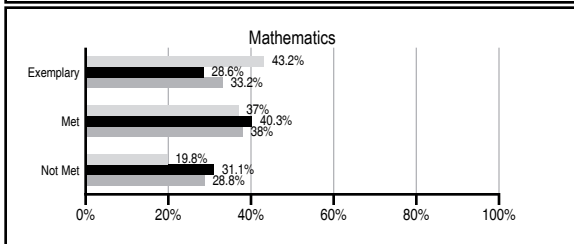
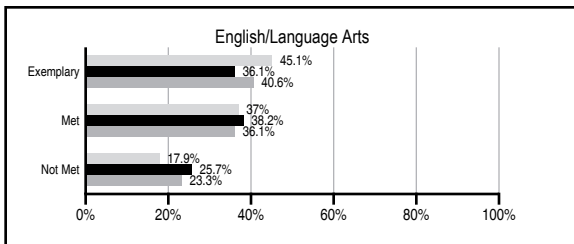
## ABSOLUTE RATINGS OF ELEMENTARY SCHOOLS WITH STUDENTS LIKE OURS\*

EXCELLENT	GOOD	AVERAGE	BELOW AVERAGE	AT-RISK
2	15	97	11	0

\* Ratings are calculated with data available by 03/09/2011. Schools with Students Like Ours are Elementary Schools with Poverty Indices of no more than 5% above or below the index for this school.


## PASS PERFORMANCE

Our School
  Elementary Schools with Students Like Ours
  Elementary schools statewide



## NAEP PERFORMANCE\*

\* Performance reported for SC and nation, data not available at school level. Percentages at NAEP Achievement Levels.



## SC PERFORMANCE GOAL

**2010 Goal:**  
 By 2010, SC's student achievement will be ranked in the top half of the states nationally. To achieve this goal, we must become one of the fastest improving systems in the country.

**2020 Vision:**  
 By 2020 all students will graduate with the knowledge and skills necessary to compete successfully in the global economy, participate in a democratic society and contribute positively as members of families and communities.

### Abbreviations Key

N/A Not Applicable N/AV Not Available N/C Not Collected N/R Not Reported I/S Insufficient Sample TBD To be determined

NI Newly Identified CSI Continuing School Improvement CA Corrective Action RP Plan to Restructure R Restructure DELAY School Improvement Status HOLD School Improvement Status

# WILLIAMS MEMORIAL ELEMENTARY [Dorchester 4]

## SCHOOL PROFILE

	Our School	Change from Last Year	Elementary Schools with Students Like Ours	Median Elementary School
<b>Students (n=636)</b>				
Retention rate	3.1%	Down from 4.2%	1.4%	1.2%
Attendance rate	94.7%	Down from 95.0%	95.7%	96.1%
Eligible for gifted and talented	7.2%	Up from 0.0%	10.0%	11.7%
With disabilities other than speech	8.7%	Up from 5.4%	9.1%	8.0%
Older than usual for grade	1.1%	Up from 1.0%	0.5%	0.4%
Out-of-school suspensions or expulsions for violent and/or criminal offenses	0.0%	No Change	0.0%	0.0%
<b>Teachers (n=46)</b>				
Teachers with advanced degrees	76.1%	Down from 78.7%	59.8%	60.5%
Continuing contract teachers	80.4%	Down from 85.1%	85.4%	84.6%
Teachers with emergency or provisional certificates	0.0%	No Change	0.0%	0.0%
Teachers returning from previous year	88.9%	Down from 93.8%	87.5%	87.0%
Teacher attendance rate	92.5%	Down from 93.7%	94.8%	95.4%
Average teacher salary*	\$50,146	Up 0.3%	\$46,876	\$47,288
Classes not taught by highly qualified teachers	0.0%	No Change	0.0%	0.0%
Professional development days/teacher	10.6 days	Up from 4.3 days	11.1 days	10.5 days
<b>School</b>				
Principal's years at school	3.0	Up from 2.0	4.0	4.0
Student-teacher ratio in core subjects	16.0 to 1	Up from 15.1 to 1	19.2 to 1	19.2 to 1
Prime instructional time	86.1%	Down from 87.3%	89.6%	90.8%
Opportunities in the arts	Good	No Change	Good	Good
SACS accreditation	Yes	No Change	Yes	Yes
Parents attending conferences	100.0%	Up from 99.3%	100.0%	100.0%
Character development program	Average	No Change	Excellent	Excellent
Dollars spent per pupil**	\$8,343	Up 0.2%	\$7,647	\$7,548
Percent of expenditures for instruction**	70.9%	Up from 68.5%	67.5%	68.7%
Percent of expenditures for teacher salaries**	68.7%	Up from 65.5%	64.4%	65.1%
% of AYP objectives met	90.5%	No Change	100.0%	100.0%

\* Length of contract = 185+ days.

\*\* Prior year audited financial data available.

## EVALUATION RESULTS

	Teachers	Students*	Parents*
Number of surveys returned	45	86	58
Percent satisfied with learning environment	97.8%	75.3%	91.1%
Percent satisfied with social and physical environment	93.3%	60.7%	85.7%
Percent satisfied with school-home relations	84.4%	84.9%	78.6%

\*Only students at the highest elementary school grade level at this school and their parents were included.

## REPORT OF PRINCIPAL AND SCHOOL IMPROVEMENT COUNCIL

Williams Memorial Elementary continued in its efforts to provide a quality education to all of its 660 students through dynamic, hands-on instructional opportunities. In addition to their quality instruction, teachers made a point of connecting their students' learning to real-life experiences. This year, all students at WMES took part in at least two field trips, with some students going to four different locations throughout Charleston and Columbia. In the classroom, WMES continued to implement initiatives, such as; Literacy Work Stations, Orthon-Gillingham, Small Group Instruction, RTI, school-wide problem solving, and reading and writing across the curriculum.

Opportunities through extracurricular activities continue to be a focus for WMES. This year over 400 students in Kindergarten through the fifth grade participated in our Book Clubs, Art Clubs, Chorus, Recycling Troopers, TV News Crew, Technology Club, Cheerleading, Soccer, and Basketball programs. Thirty of our Math Club students competed in a state competition with several of them finishing in the top 5% for their grade levels.

The WMES PTA has continued to be instrumental in the growth of WMES. Their support with finances as well as their willingness to volunteer and be a part of our students' development shows the importance of working together for a common goal. Our parents, grandparents and Veterans have been and always will be a great support, taking part in our different luncheons, programs and events.

At WMES, we feel that it takes a great team to make every year better than the last. Our team of staff, faculty, administrators, and teachers continue to work together to make this possible. All of the teachers at WMES are Highly Qualified, with 13 of them being National Board Certified. This year also marked the fourth consecutive year that WMES housed the District's Teacher of the Year.

As the future continues to bring us many challenges, our WMES team will continue to strive in meeting each child's academic and social needs, because at Williams Memorial Elementary, we will always be "PAWS"-itively the Best.

Jeffrey Beckwith, Principal  
Marquita Deas, SIC Chairperson

Comprehensive detail, including definitions of ratings, performance criteria, and explanations of status, is available on [www.ed.sc.gov](http://www.ed.sc.gov) and [www.eoc.sc.gov](http://www.eoc.sc.gov) as well as school and school district websites.

Printed versions are available from school districts upon request.

### Abbreviations Key

N/A Not Applicable N/AV Not Available N/C Not Collected N/R Not Reported I/S Insufficient Sample TBD To be determined

NI Newly Identified CSI Continuing School Improvement CA Corrective Action RP Plan to Restructure R Restructure DELAY School Improvement Status HOLD School Improvement Status