



SC Annual School Report Card Summary

FORT DORCHESTER ELEMENTARY
Dorchester 2
Grades: PK-5 Enrollment: 1,196
Principal: Harolyn Hess
Superintendent: Joseph R. Pye
Board Chair: Frances Townsend

PERFORMANCE

Comprehensive detail, including definitions of ratings, performance criteria, and explanations of status, is available on www.ed.sc.gov and www.eoc.sc.gov as well as school and school district websites. Printed versions are available from school districts upon request.

YEAR	ABSOLUTE RATING	GROWTH RATING	PALMETTO GOLD AND SILVER AWARD		AYP STATUS	NCLB IMPROVEMENT STATUS
			General Performance	Closing the Gap		
2010	Excellent	Excellent	TBD	TBD	Met	N/A
2009	Excellent	Good	Gold	Silver	Met	N/A
2008	Good	Below Average	N/A	N/A	Met	N/A

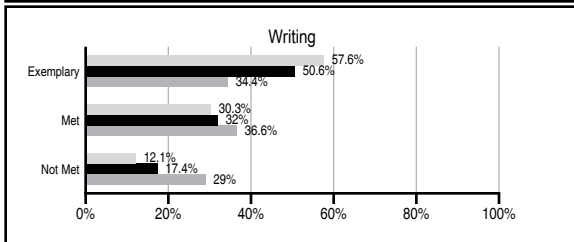
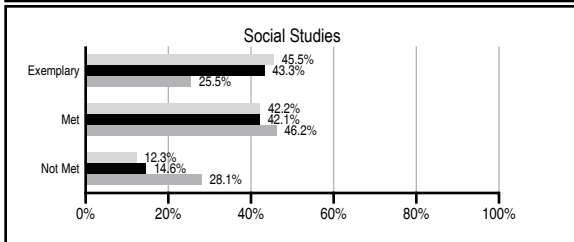
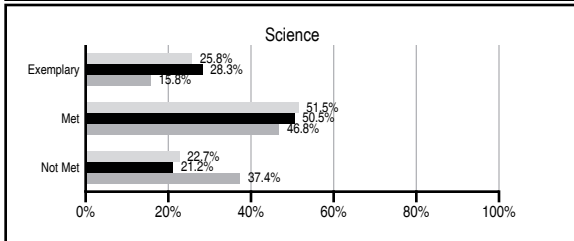
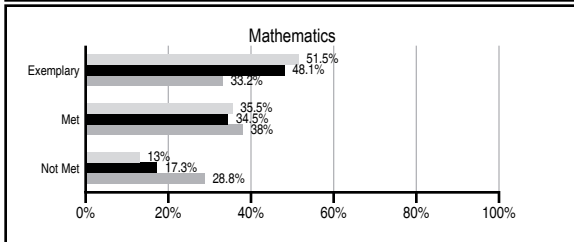
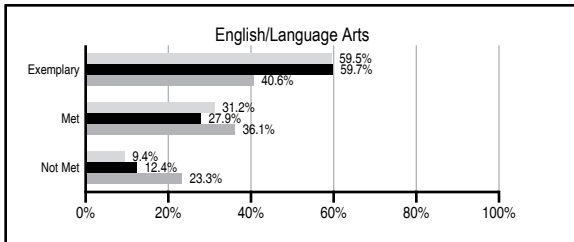
ABSOLUTE RATINGS OF ELEMENTARY SCHOOLS WITH STUDENTS LIKE OURS*

EXCELLENT	GOOD	AVERAGE	BELOW AVERAGE	AT-RISK
20	3	2	0	0

* Ratings are calculated with data available by 03/09/2011. Schools with Students Like Ours are Elementary Schools with Poverty Indices of no more than 5% above or below the index for this school.

PASS PERFORMANCE

Our School
 Elementary Schools with Students Like Ours
 Elementary schools statewide



NAEP PERFORMANCE*

* Performance reported for SC and nation, data not available at school level. Percentages at NAEP Achievement Levels.



SC PERFORMANCE GOAL

2010 Goal:
 By 2010, SC's student achievement will be ranked in the top half of the states nationally. To achieve this goal, we must become one of the fastest improving systems in the country.

2020 Vision:
 By 2020 all students will graduate with the knowledge and skills necessary to compete successfully in the global economy, participate in a democratic society and contribute positively as members of families and communities.

Abbreviations Key

N/A Not Applicable N/AV Not Available N/C Not Collected N/R Not Reported I/S Insufficient Sample TBD To be determined

NI Newly Identified CSI Continuing School Improvement CA Corrective Action RP Plan to Restructure R Restructure DELAY School Improvement Status HOLD School Improvement Status

FORT DORCHESTER ELEMENTARY [Dorchester 2]

SCHOOL PROFILE

	Our School	Change from Last Year	Elementary Schools with Students Like Ours	Median Elementary School
Students (n=1,196)				
Retention rate	0.5%	Down from 1.2%	0.6%	1.2%
Attendance rate	96.3%	Down from 96.5%	96.4%	96.1%
Eligible for gifted and talented	21.8%	Up from 16.4%	21.8%	11.7%
With disabilities other than speech	5.3%	Up from 3.8%	5.6%	8.0%
Older than usual for grade	0.3%	Up from 0.2%	0.3%	0.4%
Out-of-school suspensions or expulsions for violent and/or criminal offenses	0.4%	Down from 1.3%	0.0%	0.0%
Teachers (n=74)				
Teachers with advanced degrees	50.0%	Up from 48.0%	61.8%	60.5%
Continuing contract teachers	79.7%	Up from 70.7%	89.7%	84.6%
Teachers with emergency or provisional certificates	0.0%	No Change	0.0%	0.0%
Teachers returning from previous year	78.6%	Up from 73.8%	89.0%	87.0%
Teacher attendance rate	95.4%	Up from 94.7%	95.6%	95.4%
Average teacher salary*	\$44,221	Down 0.0%	\$49,379	\$47,288
Classes not taught by highly qualified teachers	0.0%	No Change	0.0%	0.0%
Professional development days/teacher	9.0 days	Down from 10.4 days	9.2 days	10.5 days
School				
Principal's years at school	8.0	Up from 7.0	3.0	4.0
Student-teacher ratio in core subjects	20.5 to 1	Up from 18.2 to 1	20.5 to 1	19.2 to 1
Prime instructional time	91.1%	Up from 90.5%	92.1%	90.8%
Opportunities in the arts	Good	No Change	Good	Good
SACS accreditation	Yes	No Change	Yes	Yes
Parents attending conferences	98.6%	Down from 100.0%	100.0%	100.0%
Character development program	Good	Down from Excellent	Excellent	Excellent
Dollars spent per pupil**	\$6,873	Up 7.3%	\$6,917	\$7,548
Percent of expenditures for instruction**	66.1%	Up from 64.5%	70.9%	68.7%
Percent of expenditures for teacher salaries**	63.9%	Up from 61.7%	69.0%	65.1%
% of AYP objectives met	100.0%	No Change	100.0%	100.0%

* Length of contract = 185+ days.

** Prior year audited financial data available.

EVALUATION RESULTS

	Teachers	Students*	Parents*
Number of surveys returned	72	187	151
Percent satisfied with learning environment	77.8%	90.3%	94.0%
Percent satisfied with social and physical environment	100.0%	84.9%	92.7%
Percent satisfied with school-home relations	97.2%	86.5%	81.9%

*Only students at the highest elementary school grade level at this school and their parents were included.

REPORT OF PRINCIPAL AND SCHOOL IMPROVEMENT COUNCIL

Fort Dorchester Elementary School first opened its doors to students in the fall of 2002. Our school's name was derived from the neighboring historical Fort Dorchester. Our mascot, Glory Gator, was named by our students and was based on the patriotic theme of Fort Dorchester High School. We ended our eighth year serving the instructional needs of 1,260 three-year-old through fifth grade students. Situated in the Wescott community, we are in a transient and fast-growing area. Our 100-member faculty and staff work together to create a friendly, family atmosphere for our students and parents.

Fort Dorchester Elementary has strong parent and community support. The outstanding PTA, School Improvement Council, and business partners add much to enhance the school's programs and environment. Input from these groups allows us to offer opportunities that help to make our school a special place for students. Some highlights of our school year, based on support from these groups, include a terrific school carnival, several family night events, Positive Behavior Intervention Awards, and student awards programs. During the 2009-2010 school year, FDES was named a finalist in the prestigious Palmetto's Finest Award program. We are a Red Carpet Award winning school, which recognizes Fort Dorchester Elementary School as a family friendly school. We were recognized as an award winning Positive Behavior Interventions and Supports (PBIS) school. We received Palmetto Gold and Silver Awards for test score growth and for closing the achievement gap.

While test scores for the school continue to improve, dealing with the transient and growing population of the FDES attendance area and meeting the academic needs of each sub-group of students are Fort Dorchester Elementary's most challenging areas. We are committed to meeting the needs of every student by offering differentiated instruction for a portion of each day in order to serve each child on his or her academic level. We also provide staff development for teachers in all academic areas. We will continue to focus on welcoming and assessing the needs of new students as quickly as possible so that we can provide for areas of need. We will continue every day to strive to reach our potential regarding the school's mission statement, "Fort Dorchester Elementary School is committed to guiding and challenging each student to succeed in life."

For the 2009-2010 school year, we have worked toward meeting the needs of each individual child. Data collection through the use of Dynamic Indicators of Basic Early Literacy Skills (DIBELS), one minute testing probes, Measures of Academic Progress (MAP), and District benchmark tests are used to determine overall and individual student needs. The results of these diagnostic measures help us to determine groups for differentiation in all subject areas. Our plans for the 2010-2011 school year will include staff development in the areas of Professional Learning Communities and development of appropriate lessons and assessments in the area of English Language Arts. We look forward to successes in all areas. We feel that we have completed a successful year at Fort Dorchester Elementary. We welcome visitors and plan to continue to do our best as we learn and grow.

Carol Farris, Principal
Amy Diaz, SIC Chairperson

Comprehensive detail, including definitions of ratings, performance criteria, and explanations of status, is available on www.ed.sc.gov and www.eoc.sc.gov as well as school and school district websites.

Printed versions are available from school districts upon request.

Abbreviations Key

N/A Not Applicable N/AV Not Available N/C Not Collected N/R Not Reported I/S Insufficient Sample TBD To be determined

NI Newly Identified CSI Continuing School Improvement CA Corrective Action RP Plan to Restructure R Restructure DELAY School Improvement Status HOLD School Improvement Status