



SC Annual School Report Card Summary

WINDSOR HILL ELEMENTARY
Dorchester 2
Grades: PK-5 Enrollment: 872
Principal: Mary Davies
Superintendent: Joseph R. Pye
Board Chair: Frances Townsend

PERFORMANCE

Comprehensive detail, including definitions of ratings, performance criteria, and explanations of status, is available on www.ed.sc.gov and www.eoc.sc.gov as well as school and school district websites. Printed versions are available from school districts upon request.

YEAR	ABSOLUTE RATING	GROWTH RATING	PALMETTO GOLD AND SILVER AWARD		AYP STATUS	NCLB IMPROVEMENT STATUS
			General Performance	Closing the Gap		
2010	Good	Average	TBD	TBD	Not Met	N/A
2009	Average	Average	N/A	N/A	Met	N/A
2008	Average	Below Average	N/A	N/A	Not Met	N/A

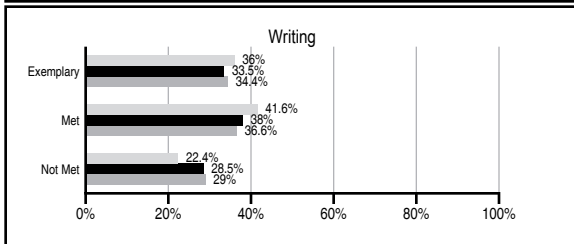
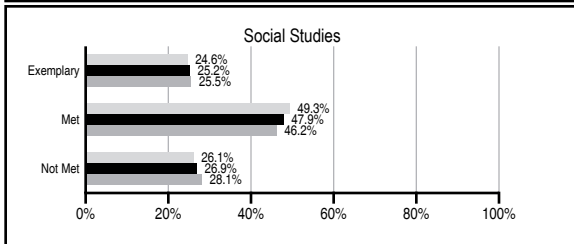
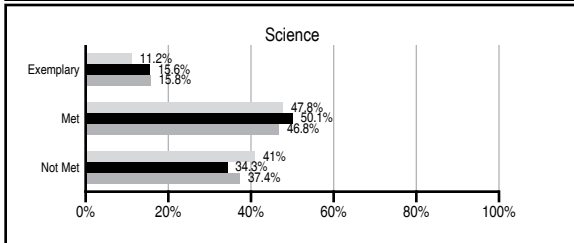
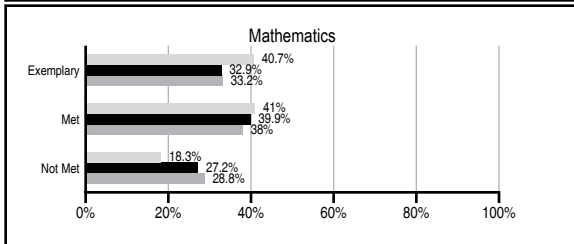
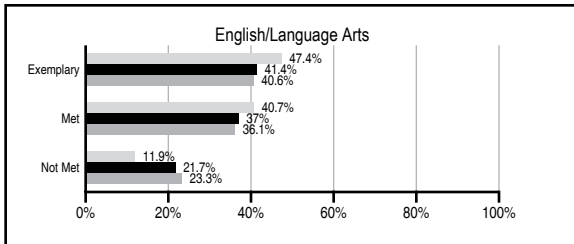
ABSOLUTE RATINGS OF ELEMENTARY SCHOOLS WITH STUDENTS LIKE OURS*

EXCELLENT	GOOD	AVERAGE	BELOW AVERAGE	AT-RISK
8	29	73	1	0

* Ratings are calculated with data available by 03/09/2011. Schools with Students Like Ours are Elementary Schools with Poverty Indices of no more than 5% above or below the index for this school.



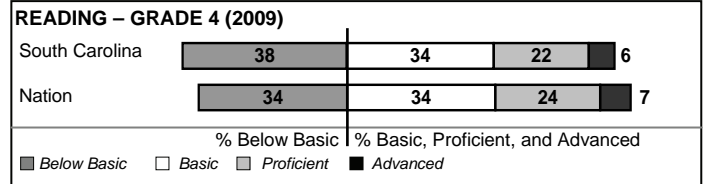
PASS PERFORMANCE

Our School
 Elementary Schools with Students Like Ours
 Elementary schools statewide



NAEP PERFORMANCE*

* Performance reported for SC and nation, data not available at school level. Percentages at NAEP Achievement Levels.



SC PERFORMANCE GOAL

2010 Goal:
 By 2010, SC's student achievement will be ranked in the top half of the states nationally. To achieve this goal, we must become one of the fastest improving systems in the country.

2020 Vision:
 By 2020 all students will graduate with the knowledge and skills necessary to compete successfully in the global economy, participate in a democratic society and contribute positively as members of families and communities.

Abbreviations Key

N/A Not Applicable N/AV Not Available N/C Not Collected N/R Not Reported I/S Insufficient Sample TBD To be determined

NI Newly Identified CSI Continuing School Improvement CA Corrective Action RP Plan to Restructure R Restructure DELAY School Improvement Status HOLD School Improvement Status

WINDSOR HILL ELEMENTARY [Dorchester 2]

SCHOOL PROFILE

	Our School	Change from Last Year	Elementary Schools with Students Like Ours	Median Elementary School
Students (n=872)				
Retention rate	1.1%	Down from 1.3%	1.1%	1.2%
Attendance rate	96.7%	Up from 96.6%	96.0%	96.1%
Eligible for gifted and talented	11.9%	Up from 10.8%	12.0%	11.7%
With disabilities other than speech	6.1%	Down from 7.2%	8.5%	8.0%
Older than usual for grade	0.6%	No Change	0.4%	0.4%
Out-of-school suspensions or expulsions for violent and/or criminal offenses	4.1%	Down from 4.5%	0.0%	0.0%
Teachers (n=61)				
Teachers with advanced degrees	52.5%	Up from 50.0%	59.2%	60.5%
Continuing contract teachers	75.4%	Up from 60.6%	85.7%	84.6%
Teachers with emergency or provisional certificates	2.0%	Down from 3.9%	0.0%	0.0%
Teachers returning from previous year	80.7%	Up from 77.4%	88.6%	87.0%
Teacher attendance rate	93.6%	Down from 94.6%	95.3%	95.4%
Average teacher salary*	\$44,119	Up 2.2%	\$47,021	\$47,288
Classes not taught by highly qualified teachers	0.0%	No Change	0.0%	0.0%
Professional development days/teacher	11.1 days	Down from 12.0 days	10.1 days	10.5 days
School				
Principal's years at school	4.0	Up from 2.0	4.0	4.0
Student-teacher ratio in core subjects	18.7 to 1	Up from 17.1 to 1	19.4 to 1	19.2 to 1
Prime instructional time	88.9%	Down from 89.8%	90.5%	90.8%
Opportunities in the arts	Excellent	No Change	Good	Good
SACS accreditation	Yes	No Change	Yes	Yes
Parents attending conferences	100.0%	No Change	100.0%	100.0%
Character development program	Good	Down from Excellent	Excellent	Excellent
Dollars spent per pupil**	\$7,479	Down 0.4%	\$7,288	\$7,548
Percent of expenditures for instruction**	64.3%	Down from 64.9%	67.4%	68.7%
Percent of expenditures for teacher salaries**	61.7%	Up from 61.2%	64.4%	65.1%
% of AYP objectives met	95.2%	Down from 100.0%	100.0%	100.0%

* Length of contract = 185+ days.

** Prior year audited financial data available.

EVALUATION RESULTS

	Teachers	Students*	Parents*
Number of surveys returned	61	126	54
Percent satisfied with learning environment	98.4%	85.4%	94.4%
Percent satisfied with social and physical environment	98.4%	84.0%	87.0%
Percent satisfied with school-home relations	96.7%	86.8%	88.7%

*Only students at the highest elementary school grade level at this school and their parents were included.

REPORT OF PRINCIPAL AND SCHOOL IMPROVEMENT COUNCIL

Windsor Hill Arts Infused Elementary School is proud to be part of our progressive district, Dorchester School District Two. We serve our diverse population of 874 pre-school through 5th grade students through an arts integrated curriculum. We are committed to creating professional learning communities and utilizing best practices through technological resources to achieve academic success.

Our PTA, School Improvement Council, 60 reading mentors, and 51 business partners contribute to the energy and success of our Windsor Hill students and programs. We have been named a Red Carpet School for the second time, and we reached our goal of achieving Adequate Yearly Progress (AYP). We have been recognized by the Red Cross, American Cancer Society, and American Heart Association for our labors towards national and international needs. In our efforts to incorporate the arts throughout our curriculum, we received a Distinguished Arts Program (DAP) Grant and have been named an Arts in Basic Curriculum (ABC) School. We offer each student a semester of 2-D and 3-D art, drama, dance, vocal and instrumental music, and team and individual sports. Windsor Hill Arts Infused Elementary students have choral, drumming, dance and art club experiences available to them and have performed in various venues throughout the community. This year, we were bestowed the great honor of being one of five schools across the United States named as a recipient of the Kennedy Center National School of Distinction in Arts Education award.

The involvement of all parents continues to be one of our goals at Windsor Hill. We know it is a vital key to student success. Monthly parenting classes, communicating through a weekly newsletter and our Parent Link communication system, and frequent home visits help to inform parents of upcoming events. To address the challenge of bringing up math scores, we are continuing to support computer programs like Compass, FASTT Math, and Voyager, as well as a math fluency program. To enhance our differentiated instruction, we have on staff a part-time master math tutor for fourth and fifth grade students. To maintain positive classroom environments, we continue to be data driven in our Positive Behavior Interventions and Supports (PBIS) approach to classroom management. Online book studies have been a valuable staff development tool for teachers to enhance their skills of classroom management and positive behavioral techniques.

Through best practices focused on technology, the arts, parental support, and targeted reading and math programs, we strive to make Windsor Hill Arts Infused Elementary a place where every student reaches his/her own potential and develops a lifelong love of learning.

Mary Davies, Principal
Antoinette Green, SIC Chair

Comprehensive detail, including definitions of ratings, performance criteria, and explanations of status, is available on www.ed.sc.gov and www.eoc.sc.gov as well as school and school district websites.

Printed versions are available from school districts upon request.

Abbreviations Key

N/A Not Applicable N/AV Not Available N/C Not Collected N/R Not Reported I/S Insufficient Sample TBD To be determined

NI Newly Identified CSI Continuing School Improvement CA Corrective Action RP Plan to Restructure R Restructure DELAY School Improvement Status HOLD School Improvement Status