



SC Annual School Report Card Summary

FLOWERTOWN ELEMENTARY
Dorchester 2
Grades: PK-5 Enrollment: 1,016
Principal: Donna Goodwin
Superintendent: Joseph R. Pye
Board Chair: Frances Townsend

PERFORMANCE

Comprehensive detail, including definitions of ratings, performance criteria, and explanations of status, is available on www.ed.sc.gov and www.eoc.sc.gov as well as school and school district websites. Printed versions are available from school districts upon request.

YEAR	ABSOLUTE RATING	GROWTH RATING	PALMETTO GOLD AND SILVER AWARD		AYP STATUS	NCLB IMPROVEMENT STATUS
			General Performance	Closing the Gap		
2010	Excellent	Excellent	TBD	TBD	Met	N/A
2009	Excellent	Average	Gold	N/A	Met	N/A
2008	Good	At-Risk	N/A	N/A	Met	N/A

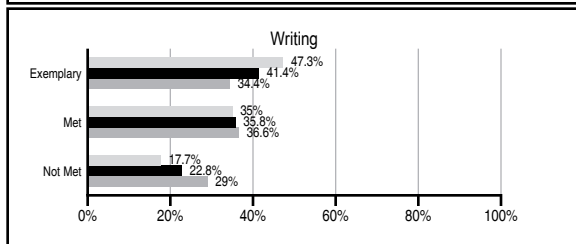
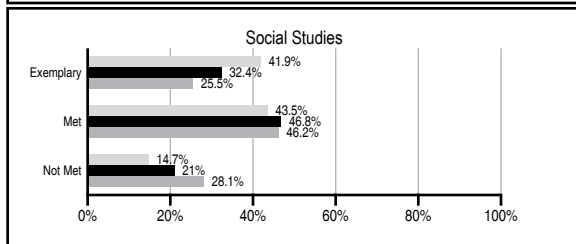
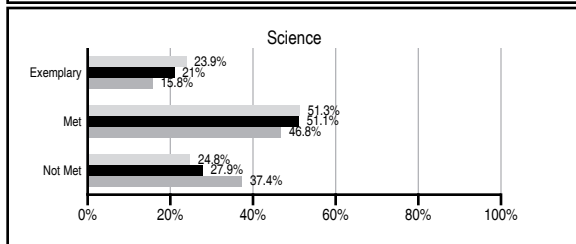
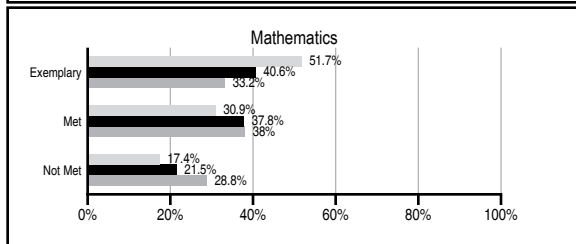
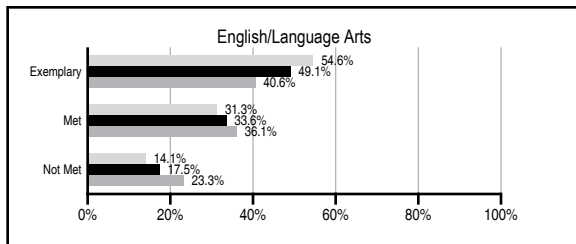
ABSOLUTE RATINGS OF ELEMENTARY SCHOOLS WITH STUDENTS LIKE OURS*

EXCELLENT	GOOD	AVERAGE	BELOW AVERAGE	AT-RISK
31	32	28	0	0

* Ratings are calculated with data available by 03/09/2011. Schools with Students Like Ours are Elementary Schools with Poverty Indices of no more than 5% above or below the index for this school.

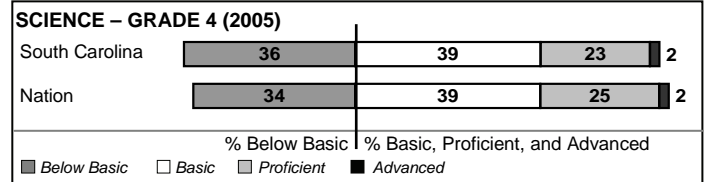

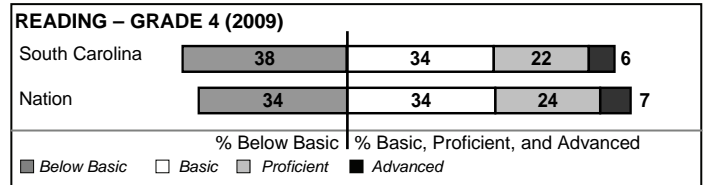
PASS PERFORMANCE

Our School
 Elementary Schools with Students Like Ours
 Elementary schools statewide



NAEP PERFORMANCE*

* Performance reported for SC and nation, data not available at school level. Percentages at NAEP Achievement Levels.



SC PERFORMANCE GOAL

2010 Goal:
 By 2010, SC's student achievement will be ranked in the top half of the states nationally. To achieve this goal, we must become one of the fastest improving systems in the country.

2020 Vision:
 By 2020 all students will graduate with the knowledge and skills necessary to compete successfully in the global economy, participate in a democratic society and contribute positively as members of families and communities.

Abbreviations Key

N/A Not Applicable N/AV Not Available N/C Not Collected N/R Not Reported I/S Insufficient Sample TBD To be determined

NI Newly Identified CSI Continuing School Improvement CA Corrective Action RP Plan to Restructure R Restructure DELAY School Improvement Status HOLD School Improvement Status

FLOWERTOWN ELEMENTARY [Dorchester 2]

SCHOOL PROFILE

	Our School	Change from Last Year	Elementary Schools with Students Like Ours	Median Elementary School
Students (n=1,016)				
Retention rate	1.5%	Down from 1.6%	1.1%	1.2%
Attendance rate	95.8%	Down from 96.0%	96.4%	96.1%
Eligible for gifted and talented	17.3%	Down from 19.3%	17.2%	11.7%
With disabilities other than speech	6.3%	Up from 5.3%	7.2%	8.0%
Older than usual for grade	0.4%	Down from 0.5%	0.3%	0.4%
Out-of-school suspensions or expulsions for violent and/or criminal offenses	1.5%	Up from 0.3%	0.0%	0.0%
Teachers (n=66)				
Teachers with advanced degrees	47.0%	Up from 46.3%	62.5%	60.5%
Continuing contract teachers	87.9%	Up from 71.6%	86.8%	84.6%
Teachers with emergency or provisional certificates	0.0%	Down from 1.6%	0.0%	0.0%
Teachers returning from previous year	81.7%	Up from 79.7%	90.3%	87.0%
Teacher attendance rate	94.8%	Down from 95.1%	95.8%	95.4%
Average teacher salary*	\$45,638	Up 0.2%	\$48,424	\$47,288
Classes not taught by highly qualified teachers	0.0%	No Change	0.0%	0.0%
Professional development days/teacher	11.4 days	Down from 13.0 days	10.9 days	10.5 days
School				
Principal's years at school	2.0	Up from 1.0	5.0	4.0
Student-teacher ratio in core subjects	19.1 to 1	Up from 18.3 to 1	20.0 to 1	19.2 to 1
Prime instructional time	89.8%	Down from 90.3%	91.8%	90.8%
Opportunities in the arts	Good	No Change	Good	Good
SACS accreditation	Yes	No Change	Yes	Yes
Parents attending conferences	99.6%	Down from 100.0%	100.0%	100.0%
Character development program	Excellent	No Change	Excellent	Excellent
Dollars spent per pupil**	\$6,758	Up 1.3%	\$7,159	\$7,548
Percent of expenditures for instruction**	71.4%	Up from 68.9%	69.2%	68.7%
Percent of expenditures for teacher salaries**	69.2%	Up from 64.3%	66.2%	65.1%
% of AYP objectives met	100.0%	No Change	100.0%	100.0%

* Length of contract = 185+ days.

** Prior year audited financial data available.

EVALUATION RESULTS

	Teachers	Students*	Parents*
Number of surveys returned	67	102	100
Percent satisfied with learning environment	100.0%	99.0%	87.6%
Percent satisfied with social and physical environment	100.0%	97.1%	90.9%
Percent satisfied with school-home relations	97.0%	100.0%	84.8%

*Only students at the highest elementary school grade level at this school and their parents were included.

Comprehensive detail, including definitions of ratings, performance criteria, and explanations of status, is available on www.ed.sc.gov and www.eoc.sc.gov as well as school and school district websites.

Printed versions are available from school districts upon request.

REPORT OF PRINCIPAL AND SCHOOL IMPROVEMENT COUNCIL

At Flowertown Elementary School, our mission is to provide every student with the skills necessary to become a productive citizen. Our family of "Busy Bees" works diligently throughout the year to uphold our motto of "Bee-ing the Best We Can Be Begins with Me." Flowertown's dedicated focus on building productive citizens and being our best has enabled us to meet Adequate Yearly Progress (AYP) for seven consecutive years, achieve a rating of excellent on the SC School Report Card, and receive the Palmetto Gold Award for academic achievement.

Flowertown staff recognizes the great importance of students demonstrating continuous growth as learners and meeting the challenge of mastering our state's rigorous academic standards. We use interventions such as READ 180, math and literacy support by a certified teacher, Response to Intervention (RTI), and after-school tutoring. An Instructional Technology Specialist provides valuable support and resources, and as a Title One school, we also benefit from the support of a Title One Facilitator. Student progress is continually monitored through various forms of assessment. Students are also given opportunities to participate in the arts during Fine Arts Night, our school plays, and through participating in after-school enrichment musical groups. Other opportunities offered to students include Quiz Bowl, Math is Cool, Student Council, Safety Patrol, WBEE news show, and various 5th grade jobs. FES strives for all learners to thrive at the hive!

Our school's culture promotes positive reinforcement of school-wide expectations. Currently in our fourth year as a Positive Behavior Interventions and Supports (PBIS) school, our discipline referrals continue to decline. Students are praised for their positive behaviors and rewarded with class incentives along with shopping at our Bee Bucks Store.

Our staff continues to stay abreast of current educational topics that promote the culture of high expectations and academic success for all learners. This year, staff development focused on Explicit Direct Instruction (EDI), strategies for differentiating instruction, and the district math model. A full-time math coach provided our teachers and students with support as we implemented a new math model.

Parents and the community play an integral part in our students becoming productive citizens. This year, our school collaborated with parents in sponsored events by the PTA/SIC/Title I/Family Literacy and staff. Special events included the annual Cowboy Campout, Neighborhood Celebrations, Grade Level Orientations, and Positive Parenting Workshops. Our rising kindergarten students from 4K were invited to a special "Kickoff to Kindergarten" event, which was very well received by parents and children. Furthermore, Flowertown continues to build partnerships with local businesses and is active in supporting community events such as Relay for Life and Jump Rope for Heart. Partnership with home, community, and school is essential in our quest to provide each student with the skills they will need as they continue with their academic career.

Donna Goodwin, Principal
Tracy Taylor, SIC Chair

Abbreviations Key

N/A Not Applicable N/AV Not Available N/C Not Collected N/R Not Reported I/S Insufficient Sample TBD To be determined

NI Newly Identified CSI Continuing School Improvement CA Corrective Action RP Plan to Restructure R Restructure DELAY School Improvement Status HOLD School Improvement Status