



SC Annual School Report Card Summary

SUMMERVILLE ELEMENTARY
Dorchester 2
Grades: PK-5 Enrollment: 841
Principal: Lori Dibble
Superintendent: Joseph R. Pye
Board Chair: Frances Townsend

PERFORMANCE

Comprehensive detail, including definitions of ratings, performance criteria, and explanations of status, is available on www.ed.sc.gov and www.eoc.sc.gov as well as school and school district websites. Printed versions are available from school districts upon request.

YEAR	ABSOLUTE RATING	GROWTH RATING	PALMETTO GOLD AND SILVER AWARD		AYP STATUS	NCLB IMPROVEMENT STATUS
			General Performance	Closing the Gap		
2010	Good	Good	TBD	TBD	Met	N/A
2009	Good	Average	N/A	N/A	Met	CSI-DELAY
2008	Average	At-Risk	N/A	N/A	Not Met	CSI

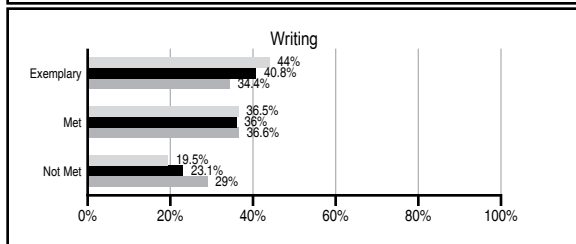
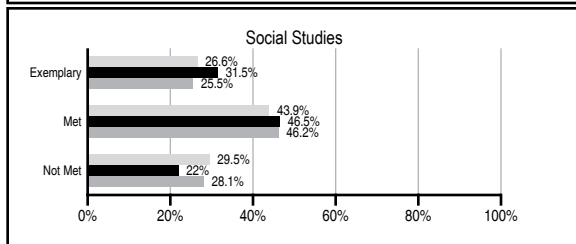
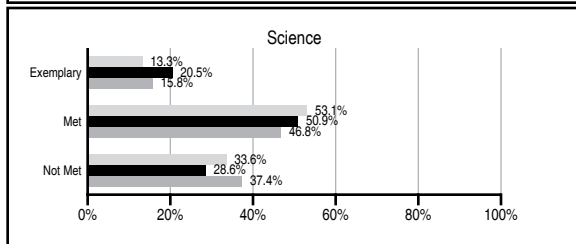
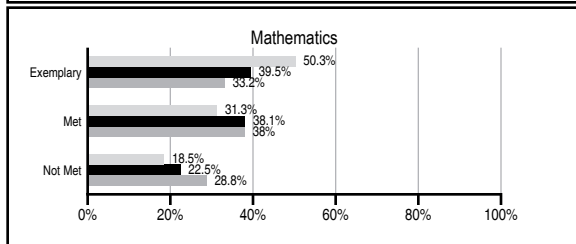
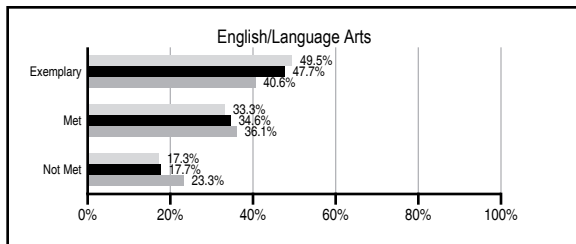
ABSOLUTE RATINGS OF ELEMENTARY SCHOOLS WITH STUDENTS LIKE OURS*

EXCELLENT	GOOD	AVERAGE	BELOW AVERAGE	AT-RISK
24	37	32	0	0

* Ratings are calculated with data available by 03/09/2011. Schools with Students Like Ours are Elementary Schools with Poverty Indices of no more than 5% above or below the index for this school.

PASS PERFORMANCE

Our School
 Elementary Schools with Students Like Ours
 Elementary schools statewide



NAEP PERFORMANCE*

* Performance reported for SC and nation, data not available at school level. Percentages at NAEP Achievement Levels.



SC PERFORMANCE GOAL

2010 Goal:
 By 2010, SC's student achievement will be ranked in the top half of the states nationally. To achieve this goal, we must become one of the fastest improving systems in the country.

2020 Vision:
 By 2020 all students will graduate with the knowledge and skills necessary to compete successfully in the global economy, participate in a democratic society and contribute positively as members of families and communities.

Abbreviations Key

N/A Not Applicable N/AV Not Available N/C Not Collected N/R Not Reported I/S Insufficient Sample TBD To be determined

NI Newly Identified CSI Continuing School Improvement CA Corrective Action RP Plan to Restructure R Restructure DELAY School Improvement Status HOLD School Improvement Status

SUMMERVILLE ELEMENTARY [Dorchester 2]

SCHOOL PROFILE

	Our School	Change from Last Year	Elementary Schools with Students Like Ours	Median Elementary School
Students (n=841)				
Retention rate	1.1%	Down from 2.1%	1.2%	1.2%
Attendance rate	96.5%	Up from 96.2%	96.2%	96.1%
Eligible for gifted and talented	19.5%	Up from 19.4%	15.9%	11.7%
With disabilities other than speech	7.3%	Up from 6.2%	7.9%	8.0%
Older than usual for grade	0.0%	Down from 0.1%	0.3%	0.4%
Out-of-school suspensions or expulsions for violent and/or criminal offenses	0.2%	Down from 1.5%	0.0%	0.0%
Teachers (n=56)				
Teachers with advanced degrees	64.3%	Up from 59.3%	61.1%	60.5%
Continuing contract teachers	94.6%	Up from 88.1%	86.2%	84.6%
Teachers with emergency or provisional certificates	0.0%	No Change	0.0%	0.0%
Teachers returning from previous year	83.4%	Down from 86.8%	89.0%	87.0%
Teacher attendance rate	94.5%	Down from 95.1%	95.5%	95.4%
Average teacher salary*	\$49,469	Down 2.7%	\$48,007	\$47,288
Classes not taught by highly qualified teachers	0.0%	No Change	0.0%	0.0%
Professional development days/teacher	9.5 days	Up from 8.8 days	10.9 days	10.5 days
School				
Principal's years at school	1.0	Down from 27.0	4.0	4.0
Student-teacher ratio in core subjects	17.5 to 1	Down from 18.4 to 1	19.7 to 1	19.2 to 1
Prime instructional time	90.6%	Up from 90.5%	90.7%	90.8%
Opportunities in the arts	Good	No Change	Good	Good
SACS accreditation	Yes	No Change	Yes	Yes
Parents attending conferences	100.0%	No Change	100.0%	100.0%
Character development program	Good	Up from Average	Excellent	Excellent
Dollars spent per pupil**	\$7,798	Up 0.6%	\$7,072	\$7,548
Percent of expenditures for instruction**	66.0%	Up from 65.1%	68.8%	68.7%
Percent of expenditures for teacher salaries**	62.7%	Up from 61.2%	65.5%	65.1%
% of AYP objectives met	100.0%	No Change	100.0%	100.0%

* Length of contract = 185+ days.

** Prior year audited financial data available.

EVALUATION RESULTS

	Teachers	Students*	Parents*
Number of surveys returned	45	136	60
Percent satisfied with learning environment	100.0%	87.4%	93.3%
Percent satisfied with social and physical environment	100.0%	88.1%	90.0%
Percent satisfied with school-home relations	97.7%	83.0%	90.0%

*Only students at the highest elementary school grade level at this school and their parents were included.

REPORT OF PRINCIPAL AND SCHOOL IMPROVEMENT COUNCIL

Summerville Elementary School is an inviting school "Where Kids are our Business." Our mission is to lead the way, every learner every day, with rigor, relevance, and relationships. Our goal is to create leaders of self by teaching skills of self-discipline, self-awareness, and self-confidence.

The community is excited about the Adopt-a-Teacher initiative we have started and provides endless hours of volunteer time to support our efforts. This initiative is geared to bring the business community into the classroom. Businesses are working side-by-side with teachers providing hands-on learning experiences with children through activities such as creating a newspaper from scratch!

Several programs have been implemented to meet the challenges and changes of our growing population. The role of the Response To Intervention (RTI) teacher is to assess students' reading skills and develop interventions in kindergarten and 1st grades. The Math Buster Program is a small group, math instruction model for grades 3-5. READ 180 is an intensive, research-based reading intervention program that serves 30 students in 4th and 5th grades.

SES enhances technology by using SMARTboards, Senteo Student Response Systems, Odyssey software, FASTT Math, Waterford software, and Study Island.

We are a Positive Behavioral Interventions and Supports (PBIS) school. PBIS is a school-wide positive behavior program. It has an instructional focus where school expectations are clearly defined and modeled for our students. It teaches social behavior, consequently making the most of instructional time and student achievement. We believe in positive interactions with children and have worked hard this year to create a climate that supports that belief. Children are recognized on a regular basis for positive choices, improved grades, outstanding grades, and display of quality character. Our goal is to "Leave our mark in the SAND" (Safety first, Active learning, Never-ending pride, and Demonstrating respect).

Though we are proud of the successes we have experienced this year, we look forward to all the accomplishments ahead. As we travel on this learning journey together, we embrace the lessons life teaches us through all aspects of our day.

Lori Dibble, Principal
Shannon Raglin & Tammie Golden, SIC Co-chairs

Comprehensive detail, including definitions of ratings, performance criteria, and explanations of status, is available on www.ed.sc.gov and www.eoc.sc.gov as well as school and school district websites.

Printed versions are available from school districts upon request.

Abbreviations Key

N/A Not Applicable N/AV Not Available N/C Not Collected N/R Not Reported I/S Insufficient Sample TBD To be determined

NI Newly Identified CSI Continuing School Improvement CA Corrective Action RP Plan to Restructure R Restructure DELAY School Improvement Status HOLD School Improvement Status