



# SC Annual School Report Card Summary

**KNIGHTSVILLE ELEMENTARY**  
**Dorchester 2**  
**Grades: PK-5** Enrollment: 1,011  
**Principal: Wally Baird**  
**Superintendent: Joseph R. Pye**  
**Board Chair: Frances Townsend**

## PERFORMANCE

Comprehensive detail, including definitions of ratings, performance criteria, and explanations of status, is available on [www.ed.sc.gov](http://www.ed.sc.gov) and [www.eoc.sc.gov](http://www.eoc.sc.gov) as well as school and school district websites. Printed versions are available from school districts upon request.

YEAR	ABSOLUTE RATING	GROWTH RATING	PALMETTO GOLD AND SILVER AWARD		AYP STATUS	NCLB IMPROVEMENT STATUS
			General Performance	Closing the Gap		
2010	Good	Good	TBD	TBD	Not Met	CA
2009	Good	Average	N/A	N/A	Met	CSI-DELAY
2008	Average	At-Risk	N/A	N/A	Not Met	CSI

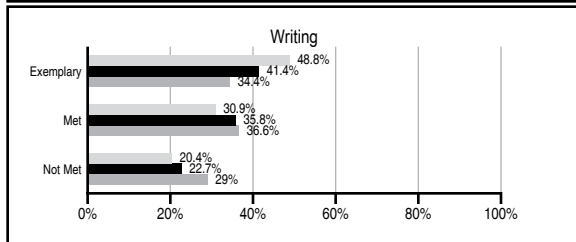
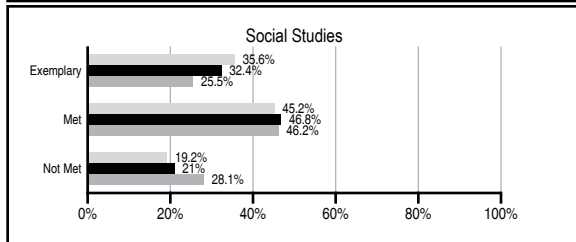
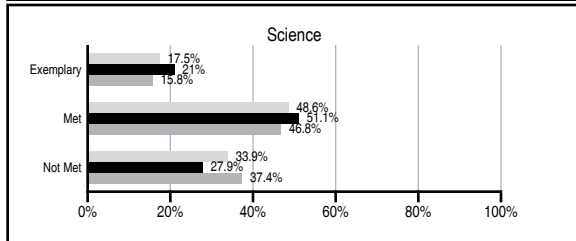
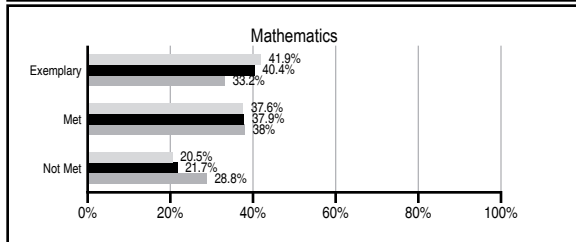
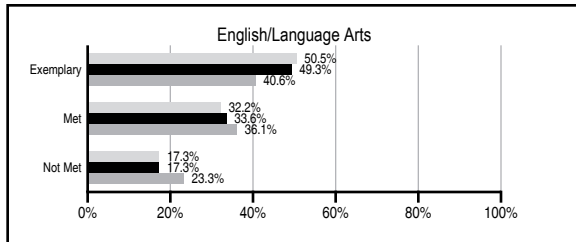
## ABSOLUTE RATINGS OF ELEMENTARY SCHOOLS WITH STUDENTS LIKE OURS\*

EXCELLENT	GOOD	AVERAGE	BELOW AVERAGE	AT-RISK
30	32	28	0	0

\* Ratings are calculated with data available by 03/09/2011. Schools with Students Like Ours are Elementary Schools with Poverty Indices of no more than 5% above or below the index for this school.


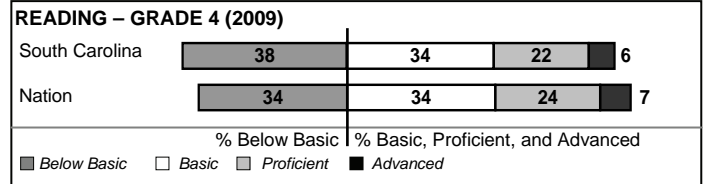
## PASS PERFORMANCE

Our School
  Elementary Schools with Students Like Ours
  Elementary schools statewide



## NAEP PERFORMANCE\*

\* Performance reported for SC and nation, data not available at school level. Percentages at NAEP Achievement Levels.



### SC PERFORMANCE GOAL

**2010 Goal:**  
 By 2010, SC's student achievement will be ranked in the top half of the states nationally. To achieve this goal, we must become one of the fastest improving systems in the country.

**2020 Vision:**  
 By 2020 all students will graduate with the knowledge and skills necessary to compete successfully in the global economy, participate in a democratic society and contribute positively as members of families and communities.

### Abbreviations Key

N/A Not Applicable N/AV Not Available N/C Not Collected N/R Not Reported I/S Insufficient Sample TBD To be determined

NI Newly Identified CSI Continuing School Improvement CA Corrective Action RP Plan to Restructure R Restructure DELAY School Improvement Status HOLD School Improvement Status

# KNIGHTSVILLE ELEMENTARY [Dorchester 2]

## SCHOOL PROFILE

	Our School	Change from Last Year	Elementary Schools with Students Like Ours	Median Elementary School
<b>Students (n=1,011)</b>				
Retention rate	1.2%	Down from 2.1%	1.1%	1.2%
Attendance rate	95.8%	Down from 95.9%	96.4%	96.1%
Eligible for gifted and talented	13.8%	Up from 10.1%	17.0%	11.7%
With disabilities other than speech	4.9%	No Change	7.3%	8.0%
Older than usual for grade	0.5%	Down from 0.7%	0.3%	0.4%
Out-of-school suspensions or expulsions for violent and/or criminal offenses	2.2%	Down from 3.2%	0.0%	0.0%
<b>Teachers (n=61)</b>				
Teachers with advanced degrees	49.2%	Up from 40.3%	62.2%	60.5%
Continuing contract teachers	80.3%	Up from 65.7%	86.8%	84.6%
Teachers with emergency or provisional certificates	0.0%	Down from 1.8%	0.0%	0.0%
Teachers returning from previous year	71.7%	Up from 71.4%	90.2%	87.0%
Teacher attendance rate	94.6%	Down from 94.7%	95.8%	95.4%
Average teacher salary*	\$44,355	Down 0.5%	\$48,220	\$47,288
Classes not taught by highly qualified teachers	1.2%	Up from 0.0%	0.0%	0.0%
Professional development days/teacher	12.4 days	Up from 10.9 days	10.9 days	10.5 days
<b>School</b>				
Principal's years at school	1.0	Down from 2.0	5.0	4.0
Student-teacher ratio in core subjects	19.6 to 1	Up from 18.5 to 1	20.1 to 1	19.2 to 1
Prime instructional time	89.2%	Up from 88.4%	91.8%	90.8%
Opportunities in the arts	Good	No Change	Good	Good
SACS accreditation	Yes	No Change	Yes	Yes
Parents attending conferences	94.8%	Down from 99.9%	100.0%	100.0%
Character development program	Good	No Change	Excellent	Excellent
Dollars spent per pupil**	\$7,475	Down 1.8%	\$7,127	\$7,548
Percent of expenditures for instruction**	66.3%	Up from 63.8%	69.0%	68.7%
Percent of expenditures for teacher salaries**	62.1%	Up from 59.4%	65.9%	65.1%
% of AYP objectives met	95.2%	Down from 100.0%	100.0%	100.0%

\* Length of contract = 185+ days.

\*\* Prior year audited financial data available.

## EVALUATION RESULTS

	Teachers	Students*	Parents*
Number of surveys returned	56	128	92
Percent satisfied with learning environment	90.9%	87.3%	75.8%
Percent satisfied with social and physical environment	98.2%	84.3%	80.2%
Percent satisfied with school-home relations	85.7%	91.3%	83.0%

\*Only students at the highest elementary school grade level at this school and their parents were included.

## REPORT OF PRINCIPAL AND SCHOOL IMPROVEMENT COUNCIL

Knightsville Elementary School is an outstanding school in an amazing school district, and we are moving from Good to Excellent! It is the home to over 1,000 Jamming Jaguars and a world class faculty and staff. The mission of the parents, faculty, staff, and school community centers on creating lifelong learners who are able to meet the challenges of the future. As part of a high performing school district, Knightsville Elementary School is dedicated to maintaining high expectations with rigor and relevance, while supporting strong relationships among the students and school community.

The vision of the school community demonstrates our focus to provide intensive reading instruction and interventions that will ensure all children read on grade level or above. This same concentration is applied to all academic areas. Knightsville Elementary School will continue to provide academic excellence for all students while maintaining systematic interventions to ensure every child is successful.

Children at Knightsville Elementary School not only achieve academic success, but they receive strategic instruction on core lifelong guidelines building character and citizenship. Our Positive Behavior Interventions and Supports (PBIS) focuses on our ROAR Procedures – Respect, Order, Achievement/Attitude, and Responsibility. You will find this as an overall theme when you visit our school.

Through the efforts of the school community, Knightsville Elementary has been honored as a South Carolina Red Carpet School in recognition of our family-friendly environment. Our school has various extracurricular activities that include a Steel Drum Band, Dance Team, Robotics, Chorus, Tone Chimes Ensemble, Annual Art Show, Sculpture Garden, and other clubs that promote healthy lifestyles.

Due to the diligence of the outstanding faculty, student achievement and building relationships will remain top priorities at Knightsville Elementary School as we move from Good to Excellent! As we partner with Dorchester School District Two and the Knightsville community, we are committed to work to improve all academic areas, while addressing social and emotional needs of every child.

We value the overwhelming support from our parents and community who partner with us to provide the most beneficial educational experiences for our children. It is a privilege and honor to work with such an exceptional school community.

Wally Baird, Principal  
Stephanie Mitchum, SIC Chairperson

Comprehensive detail, including definitions of ratings, performance criteria, and explanations of status, is available on [www.ed.sc.gov](http://www.ed.sc.gov) and [www.eoc.sc.gov](http://www.eoc.sc.gov) as well as school and school district websites.

Printed versions are available from school districts upon request.

### Abbreviations Key

N/A Not Applicable N/AV Not Available N/C Not Collected N/R Not Reported I/S Insufficient Sample TBD To be determined

NI Newly Identified CSI Continuing School Improvement CA Corrective Action RP Plan to Restructure R Restructure DELAY School Improvement Status HOLD School Improvement Status