



SC Annual School Report Card Summary

WALKER-GAMBLE ELEMENTARY
Clarendon 3
Grades: PK-5 Enrollment: 635
Principal: Sheila C. Floyd
Superintendent: Connie J. Dennis, Ph. D
Board Chair: Dr. George Green

PERFORMANCE

Comprehensive detail, including definitions of ratings, performance criteria, and explanations of status, is available on www.ed.sc.gov and www.eoc.sc.gov as well as school and school district websites. Printed versions are available from school districts upon request.

YEAR	ABSOLUTE RATING	GROWTH RATING	PALMETTO GOLD AND SILVER AWARD		AYP STATUS	NCLB IMPROVEMENT STATUS
			General Performance	Closing the Gap		
2010	Average	Good	TBD	TBD	Not Met	CSI
2009	Average	Excellent	Gold	Silver	Met	NI-DELAY
2008	Average	At-Risk	N/A	N/A	Not Met	NI

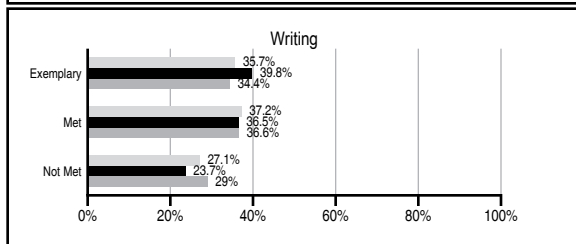
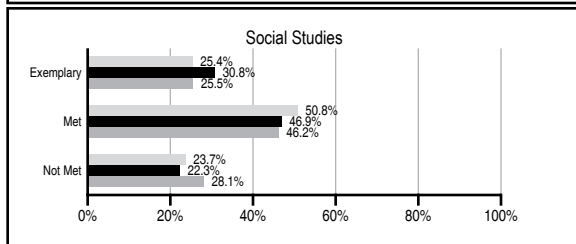
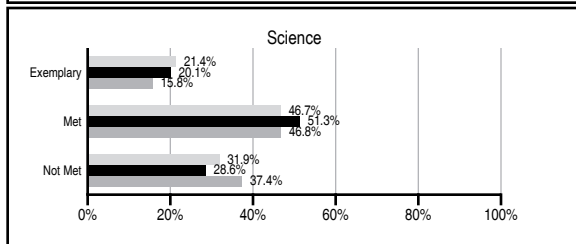
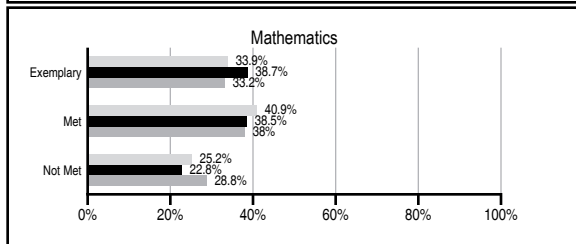
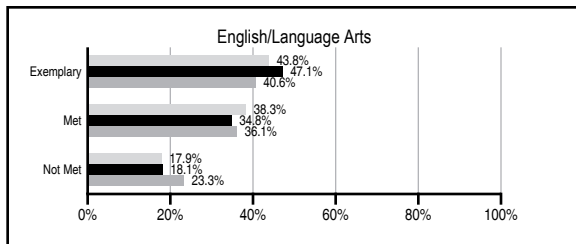
ABSOLUTE RATINGS OF ELEMENTARY SCHOOLS WITH STUDENTS LIKE OURS*

EXCELLENT	GOOD	AVERAGE	BELOW AVERAGE	AT-RISK
19	36	32	0	0

* Ratings are calculated with data available by 03/09/2011. Schools with Students Like Ours are Elementary Schools with Poverty Indices of no more than 5% above or below the index for this school.



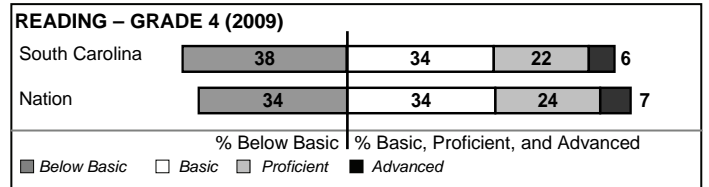
PASS PERFORMANCE

Our School
 Elementary Schools with Students Like Ours
 Elementary schools statewide



NAEP PERFORMANCE*

* Performance reported for SC and nation, data not available at school level. Percentages at NAEP Achievement Levels.



SC PERFORMANCE GOAL

2010 Goal:
 By 2010, SC's student achievement will be ranked in the top half of the states nationally. To achieve this goal, we must become one of the fastest improving systems in the country.

2020 Vision:
 By 2020 all students will graduate with the knowledge and skills necessary to compete successfully in the global economy, participate in a democratic society and contribute positively as members of families and communities.

Abbreviations Key

N/A Not Applicable N/AV Not Available N/C Not Collected N/R Not Reported I/S Insufficient Sample TBD To be determined

NI Newly Identified CSI Continuing School Improvement CA Corrective Action RP Plan to Restructure R Restructure DELAY School Improvement Status HOLD School Improvement Status

WALKER-GAMBLE ELEMENTARY [Clarendon 3]

SCHOOL PROFILE

	Our School	Change from Last Year	Elementary Schools with Students Like Ours	Median Elementary School
Students (n=635)				
Retention rate	3.8%	Down from 4.9%	1.3%	1.2%
Attendance rate	94.3%	Down from 95.0%	96.1%	96.1%
Eligible for gifted and talented	15.7%	Up from 10.3%	15.7%	11.7%
With disabilities other than speech	9.9%	Up from 7.6%	8.1%	8.0%
Older than usual for grade	4.5%	Up from 4.4%	0.3%	0.4%
Out-of-school suspensions or expulsions for violent and/or criminal offenses	0.0%	No Change	0.0%	0.0%
Teachers (n=41)				
Teachers with advanced degrees	56.1%	Up from 55.8%	60.0%	60.5%
Continuing contract teachers	82.9%	Up from 81.4%	87.5%	84.6%
Teachers with emergency or provisional certificates	0.0%	No Change	0.0%	0.0%
Teachers returning from previous year	99.2%	Down from 100.0%	88.2%	87.0%
Teacher attendance rate	96.2%	Up from 94.1%	95.5%	95.4%
Average teacher salary*	\$46,224	Up 0.3%	\$48,008	\$47,288
Classes not taught by highly qualified teachers	0.0%	No Change	0.0%	0.0%
Professional development days/teacher	12.4 days	Up from 11.9 days	10.6 days	10.5 days
School				
Principal's years at school	9.0	Up from 8.0	5.0	4.0
Student-teacher ratio in core subjects	19.6 to 1	Up from 17.9 to 1	20.2 to 1	19.2 to 1
Prime instructional time	89.6%	Up from 88.5%	90.6%	90.8%
Opportunities in the arts	Good	No Change	Good	Good
SACS accreditation	Yes	No Change	Yes	Yes
Parents attending conferences	95.3%	Down from 98.6%	100.0%	100.0%
Character development program	Excellent	No Change	Excellent	Excellent
Dollars spent per pupil**	\$7,576	Up 5.4%	\$6,921	\$7,548
Percent of expenditures for instruction**	70.3%	Up from 69.9%	69.1%	68.7%
Percent of expenditures for teacher salaries**	65.1%	Up from 64.0%	66.0%	65.1%
% of AYP objectives met	95.2%	Down from 100.0%	100.0%	100.0%

* Length of contract = 185+ days.

** Prior year audited financial data available.

EVALUATION RESULTS

	Teachers	Students*	Parents*
Number of surveys returned	34	86	57
Percent satisfied with learning environment	100.0%	81.2%	94.6%
Percent satisfied with social and physical environment	100.0%	92.9%	80.0%
Percent satisfied with school-home relations	100.0%	90.7%	82.5%

*Only students at the highest elementary school grade level at this school and their parents were included.

REPORT OF PRINCIPAL AND SCHOOL IMPROVEMENT COUNCIL

The 2009-2010 school year at WGE was once again a very successful year for many students, teachers, and the school. Students, teachers, assistants, support staff, and administration always have a full schedule of activities and assignments devoted to personal and community advancement for all members. Our efforts would not be possible without the great support from our PTO, parents, grandparents, and other community volunteers.

"What a Wonderful World" was highlighted as the 09-10 theme, and activities and displays were prepared accordingly. Lessons, goals, and units of study are standards-based at every grade level, and we are diligent in our efforts to provide a high quality education for all students. We were honored to receive two awards on the state level through the Education Oversight Committee. We received the EOC's gold award for academic achievement, and we received a silver award for our strides in closing the achievement gap, which is a national, as well as, state effort. Several teachers receive grants each year that allow them to purchase new materials and offer new experiences in their classrooms, and the students are the immediate beneficiaries of these grants. Several students were recognized at the state level for their artistic submissions to a contest held in conjunction with our "Fresh Fruits and Vegetables" grant received by Mrs. Gwen Phillips. Mrs. Becky Poston used grant funds to develop an outstanding musical presentation that featured students in grades 1-5. Faculty and staff attend meetings, courses, and workshops every year to learn as much as possible to develop their own professional skills as well. Several teachers and the principal also worked with a district technology team, as we have an on-going goal of improving our technology program.

Character development is an integral part of our programs and our daily operations. We incorporate these vital lessons in all settings, and we use specific lessons devoted to character as well. Our physical education department has continued their efforts to promote student and community wellness through physical activities at home and school, and we also reach out to do our part in taking care of the planet in our various recycling efforts. We seek to develop and maintain an approach to education and social efforts that will lead to character and citizenship development on many levels.

As always, it is our aim to see that every child receives the best that we have to offer in order to help them become happy and productive citizens.

Sheila C. Floyd, Principal
Brenda Huggins, SIC Chairperson

Comprehensive detail, including definitions of ratings, performance criteria, and explanations of status, is available on www.ed.sc.gov and www.eoc.sc.gov as well as school and school district websites.

Printed versions are available from school districts upon request.

Abbreviations Key

N/A Not Applicable N/AV Not Available N/C Not Collected N/R Not Reported I/S Insufficient Sample TBD To be determined

NI Newly Identified CSI Continuing School Improvement CA Corrective Action RP Plan to Restructure R Restructure DELAY School Improvement Status HOLD School Improvement Status