



# SC Annual School Report Card Summary

**NORTHWEST ELEMENTARY**  
**Cherokee**

**Grades: PK-5**

**Enrollment: 481**

**Principal: Cathy Curry-Bloise**

**Superintendent: Kim Bagwell**

**Board Chair: Mr. Billy Blackwell**

## PERFORMANCE

Comprehensive detail, including definitions of ratings, performance criteria, and explanations of status, is available on [www.ed.sc.gov](http://www.ed.sc.gov) and [www.eoc.sc.gov](http://www.eoc.sc.gov) as well as school and school district websites. Printed versions are available from school districts upon request.

YEAR	ABSOLUTE RATING	GROWTH RATING	PALMETTO GOLD AND SILVER AWARD		AYP STATUS	NCLB IMPROVEMENT STATUS
			General Performance	Closing the Gap		
2010	Good	Good	TBD	TBD	Met	N/A
2009	Good	Excellent	Gold	Silver	Met	N/A
2008	Average	Below Average	N/A	N/A	Not Met	N/A

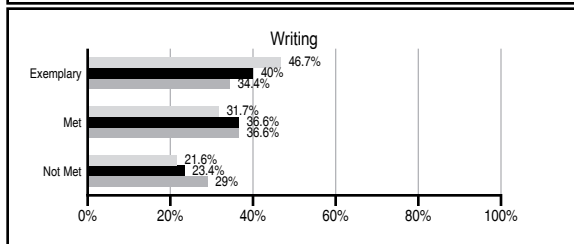
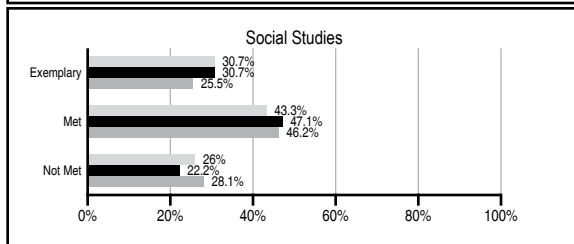
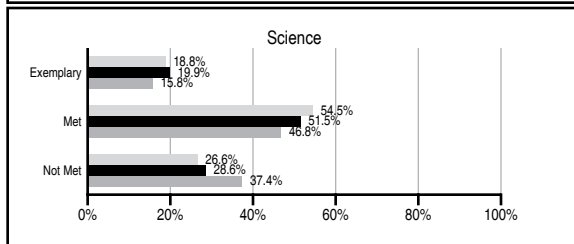
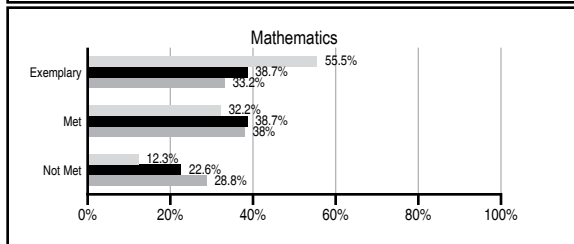
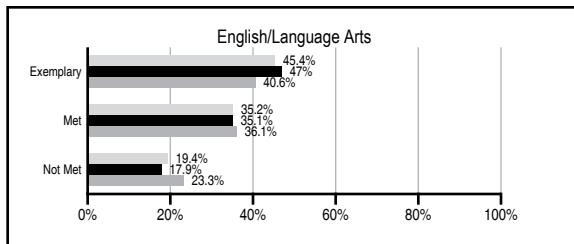
## ABSOLUTE RATINGS OF ELEMENTARY SCHOOLS WITH STUDENTS LIKE OURS\*

EXCELLENT	GOOD	AVERAGE	BELOW AVERAGE	AT-RISK
19	36	30	0	0

\* Ratings are calculated with data available by 03/09/2011. Schools with Students Like Ours are Elementary Schools with Poverty Indices of no more than 5% above or below the index for this school.

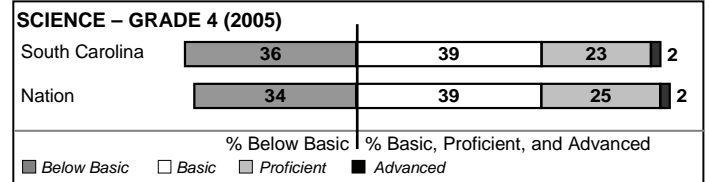

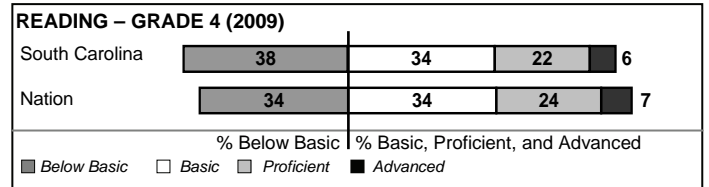
## PASS PERFORMANCE

Our School
  Elementary Schools with Students Like Ours
  Elementary schools statewide



## NAEP PERFORMANCE\*

\* Performance reported for SC and nation, data not available at school level. Percentages at NAEP Achievement Levels.



## SC PERFORMANCE GOAL

### 2010 Goal:

*By 2010, SC's student achievement will be ranked in the top half of the states nationally. To achieve this goal, we must become one of the fastest improving systems in the country.*

### 2020 Vision:

*By 2020 all students will graduate with the knowledge and skills necessary to compete successfully in the global economy, participate in a democratic society and contribute positively as members of families and communities.*

### Abbreviations Key

N/A Not Applicable N/AV Not Available N/C Not Collected N/R Not Reported I/S Insufficient Sample TBD To be determined

NI Newly Identified CSI Continuing School Improvement CA Corrective Action RP Plan to Restructure R Restructure DELAY School Improvement Status HOLD School Improvement Status

# NORTHWEST ELEMENTARY [Cherokee]

## SCHOOL PROFILE

	Our School	Change from Last Year	Elementary Schools with Students Like Ours	Median Elementary School
<b>Students (n=481)</b>				
Retention rate	0.2%	Down from 0.9%	1.3%	1.2%
Attendance rate	96.1%	Down from 96.3%	96.2%	96.1%
Eligible for gifted and talented	25.4%	Up from 12.0%	15.7%	11.7%
With disabilities other than speech	4.4%	Down from 5.0%	8.1%	8.0%
Older than usual for grade	0.3%	Up from 0.0%	0.3%	0.4%
Out-of-school suspensions or expulsions for violent and/or criminal offenses	0.0%	No Change	0.0%	0.0%
<b>Teachers (n=32)</b>				
Teachers with advanced degrees	65.6%	Down from 68.6%	61.1%	60.5%
Continuing contract teachers	96.9%	Up from 94.3%	87.5%	84.6%
Teachers with emergency or provisional certificates	0.0%	No Change	0.0%	0.0%
Teachers returning from previous year	92.8%	Up from 87.5%	89.0%	87.0%
Teacher attendance rate	95.5%	Up from 95.4%	95.5%	95.4%
Average teacher salary*	\$48,053	Up 0.5%	\$48,021	\$47,288
Classes not taught by highly qualified teachers	0.0%	No Change	0.0%	0.0%
Professional development days/teacher	5.8 days	Down from 6.0 days	10.6 days	10.5 days
<b>School</b>				
Principal's years at school	12.0	Up from 11.0	5.0	4.0
Student-teacher ratio in core subjects	20.3 to 1	Up from 18.9 to 1	20.5 to 1	19.2 to 1
Prime instructional time	91.3%	Down from 91.6%	90.6%	90.8%
Opportunities in the arts	Good	No Change	Good	Good
SACS accreditation	Yes	No Change	Yes	Yes
Parents attending conferences	100.0%	No Change	100.0%	100.0%
Character development program	Excellent	No Change	Excellent	Excellent
Dollars spent per pupil**	\$6,009	Up 14.8%	\$6,978	\$7,548
Percent of expenditures for instruction**	72.1%	Down from 73.9%	69.1%	68.7%
Percent of expenditures for teacher salaries**	71.8%	Up from 71.0%	66.0%	65.1%
% of AYP objectives met	100.0%	No Change	100.0%	100.0%

\* Length of contract = 185+ days.

\*\* Prior year audited financial data available.

## EVALUATION RESULTS

	Teachers	Students*	Parents*
Number of surveys returned	30	78	46
Percent satisfied with learning environment	100.0%	97.4%	95.7%
Percent satisfied with social and physical environment	100.0%	100.0%	100.0%
Percent satisfied with school-home relations	100.0%	98.7%	91.1%

\*Only students at the highest elementary school grade level at this school and their parents were included.

## REPORT OF PRINCIPAL AND SCHOOL IMPROVEMENT COUNCIL

The Northwest Elementary School Family believes in the POWER of Learning. Our goals are to have Pride in accomplishments, Opportunities for challenges and success in learning, World-class resources, Expectations for a safe, nurturing environment, and Responsibility, Resourcefulness, and Respect.

This year our school family raised over \$5,000 for charitable organizations, such as Relay for Life, March of Dimes, Jump Rope for Heart, Habitat for Humanity, and the United Way. Our Student Council collected 2,372 cans of food for KANS for KIDS.

Our school family is proud to announce that we received the Gold and Silver Awards as results of our students performance on the 2008-2009 PASS Tests. The students scored at or above the district and/or state in all areas of testing. Our Absolute Rating was "Good," and our Growth Rating was "Excellent." We also met our AYP.

We are very proud of all of our students and their accomplishments. Again, we had winners at the regional science fair, the Cherokee County Young Writers' Gala, the district's Free Throw Contest, and essay contest winners on the district level.

Our faculty and staff, along with parents and community leaders, will continue to strive for excellence for all of our students through programs such as Friendly Helpers, BETA Club, Character Education, Student Council, Young Writers' Tea, "Grow!" Newsletter, and many more.

Mrs. Lisa Davis, School Improvement Council Chairperson  
Mrs. Cathy Curry Bloise, Principal

Comprehensive detail, including definitions of ratings, performance criteria, and explanations of status, is available on [www.ed.sc.gov](http://www.ed.sc.gov) and [www.eoc.sc.gov](http://www.eoc.sc.gov) as well as school and school district websites.

Printed versions are available from school districts upon request.

### Abbreviations Key

N/A Not Applicable N/AV Not Available N/C Not Collected N/R Not Reported I/S Insufficient Sample TBD To be determined

NI Newly Identified CSI Continuing School Improvement CA Corrective Action RP Plan to Restructure R Restructure DELAY School Improvement Status HOLD School Improvement Status