



SC Annual School Report Card Summary

GRASSY POND ELEMENTARY

Cherokee

Grades: PK-5

Enrollment: 520

Principal: Ashley Clary

Superintendent: Kim Bagwell

Board Chair: Mr. Billy Blackwell

PERFORMANCE

Comprehensive detail, including definitions of ratings, performance criteria, and explanations of status, is available on www.ed.sc.gov and www.eoc.sc.gov as well as school and school district websites. Printed versions are available from school districts upon request.

YEAR	ABSOLUTE RATING	GROWTH RATING	PALMETTO GOLD AND SILVER AWARD		AYP STATUS	NCLB IMPROVEMENT STATUS
			General Performance	Closing the Gap		
2010	Good	Average	TBD	TBD	Met	N/A
2009	Good	Average	N/A	N/A	Met	N/A
2008	Average	At-Risk	N/A	N/A	Not Met	N/A

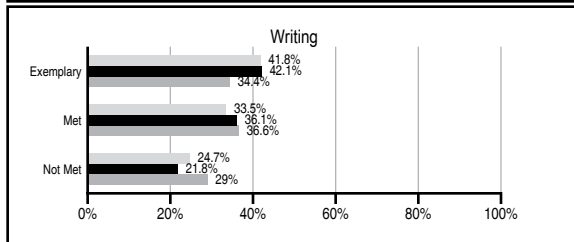
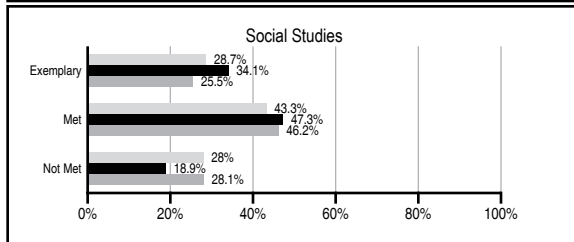
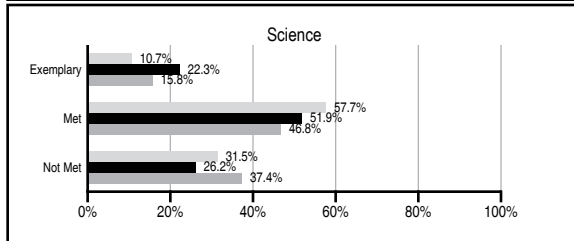
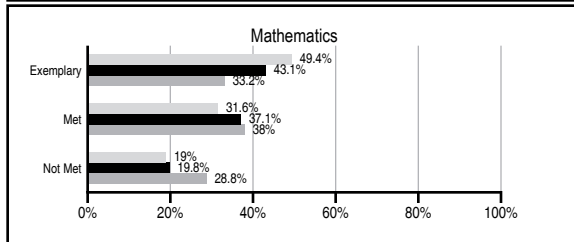
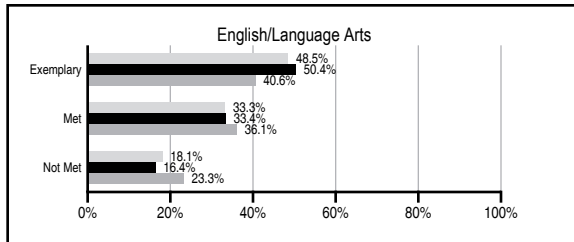
ABSOLUTE RATINGS OF ELEMENTARY SCHOOLS WITH STUDENTS LIKE OURS*

EXCELLENT	GOOD	AVERAGE	BELOW AVERAGE	AT-RISK
26	27	14	0	0

* Ratings are calculated with data available by 03/09/2011. Schools with Students Like Ours are Elementary Schools with Poverty Indices of no more than 5% above or below the index for this school.



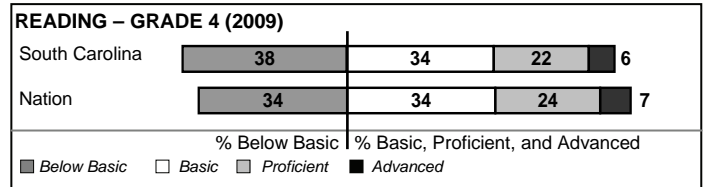
PASS PERFORMANCE

Our School
 Elementary Schools with Students Like Ours
 Elementary schools statewide



NAEP PERFORMANCE*

* Performance reported for SC and nation, data not available at school level. Percentages at NAEP Achievement Levels.



SC PERFORMANCE GOAL

2010 Goal:

By 2010, SC's student achievement will be ranked in the top half of the states nationally. To achieve this goal, we must become one of the fastest improving systems in the country.

2020 Vision:

By 2020 all students will graduate with the knowledge and skills necessary to compete successfully in the global economy, participate in a democratic society and contribute positively as members of families and communities.

Abbreviations Key

N/A Not Applicable N/AV Not Available N/C Not Collected N/R Not Reported I/S Insufficient Sample TBD To be determined

NI Newly Identified CSI Continuing School Improvement CA Corrective Action RP Plan to Restructure R Restructure DELAY School Improvement Status HOLD School Improvement Status

GRASSY POND ELEMENTARY [Cherokee]

SCHOOL PROFILE

	Our School	Change from Last Year	Elementary Schools with Students Like Ours	Median Elementary School
Students (n=520)				
Retention rate	0.2%	Down from 0.6%	0.8%	1.2%
Attendance rate	96.5%	Down from 97.0%	96.5%	96.1%
Eligible for gifted and talented	22.5%	Up from 16.9%	18.5%	11.7%
With disabilities other than speech	3.5%	Up from 2.5%	6.8%	8.0%
Older than usual for grade	0.2%	Up from 0.0%	0.2%	0.4%
Out-of-school suspensions or expulsions for violent and/or criminal offenses	0.0%	No Change	0.0%	0.0%
Teachers (n=29)				
Teachers with advanced degrees	72.4%	Up from 66.7%	62.5%	60.5%
Continuing contract teachers	100.0%	Up from 96.7%	85.7%	84.6%
Teachers with emergency or provisional certificates	0.0%	No Change	0.0%	0.0%
Teachers returning from previous year	93.3%	Up from 93.2%	89.3%	87.0%
Teacher attendance rate	96.3%	Down from 96.5%	96.0%	95.4%
Average teacher salary*	\$50,003	Up 2.4%	\$48,650	\$47,288
Classes not taught by highly qualified teachers	0.0%	No Change	0.0%	0.0%
Professional development days/teacher	7.7 days	Down from 8.1 days	11.3 days	10.5 days
School				
Principal's years at school	3.0	Up from 2.0	4.0	4.0
Student-teacher ratio in core subjects	21.4 to 1	Down from 21.6 to 1	19.9 to 1	19.2 to 1
Prime instructional time	92.6%	Down from 93.5%	92.0%	90.8%
Opportunities in the arts	Good	No Change	Good	Good
SACS accreditation	Yes	No Change	Yes	Yes
Parents attending conferences	100.0%	No Change	100.0%	100.0%
Character development program	Good	No Change	Excellent	Excellent
Dollars spent per pupil**	\$5,733	Up 5.8%	\$7,104	\$7,548
Percent of expenditures for instruction**	73.4%	Up from 72.0%	70.6%	68.7%
Percent of expenditures for teacher salaries**	72.8%	Up from 68.6%	68.1%	65.1%
% of AYP objectives met	100.0%	No Change	100.0%	100.0%

* Length of contract = 185+ days.

** Prior year audited financial data available.

EVALUATION RESULTS

	Teachers	Students*	Parents*
Number of surveys returned	27	68	46
Percent satisfied with learning environment	100.0%	88.2%	84.8%
Percent satisfied with social and physical environment	96.3%	91.2%	89.1%
Percent satisfied with school-home relations	100.0%	92.6%	80.0%

*Only students at the highest elementary school grade level at this school and their parents were included.

Comprehensive detail, including definitions of ratings, performance criteria, and explanations of status, is available on www.ed.sc.gov and www.eoc.sc.gov as well as school and school district websites.

Printed versions are available from school districts upon request.

REPORT OF PRINCIPAL AND SCHOOL IMPROVEMENT COUNCIL

The 2009-2010 year was successful for Grassy Pond Elementary School. All stakeholders, including faculty/staff, students, parents, and the community, worked cooperatively to ensure students' academic success.

Literacy was prioritized as teachers/administrators used data from Dominion and MAP to guide instructional decisions. Technology, including promethean boards, CPS units, and document cameras, enhanced classroom instruction through innovative and differentiated lessons and activities for all students. An overall increase in Dominion and MAP scores from fall to spring for many of our students was a result of our efforts.

Grassy Pond and Cherokee County Schools were awarded accreditation from SACS.

Mrs. Angela Tennyson was named Teacher of Year.

Mrs. Kim McCall was named Distinguished Teacher of Reading.

Mrs. Dee Randolph retired at the end of the 2010 school year.

Our students, faculty, parents, and community increased contributions to St. Jude's Children's Hospital, March of Dimes, and Relay for Life to more than \$5,000.

Mrs. Deborah A. Hamrick, Principal
Mr. Ryan Godfrey, SIC Chairperson

Abbreviations Key

N/A Not Applicable N/AV Not Available N/C Not Collected N/R Not Reported I/S Insufficient Sample TBD To be determined

NI Newly Identified CSI Continuing School Improvement CA Corrective Action RP Plan to Restructure R Restructure DELAY School Improvement Status HOLD School Improvement Status