



# SC Annual School Report Card Summary

**LIMESTONE/CENTRAL ELEMENTARY**  
**Cherokee**  
**Grades: PK-5** Enrollment: 408  
**Principal: Chad Hudson**  
**Superintendent: Kim Bagwell**  
**Board Chair: Mr. Billy Blackwell**

## PERFORMANCE

Comprehensive detail, including definitions of ratings, performance criteria, and explanations of status, is available on [www.ed.sc.gov](http://www.ed.sc.gov) and [www.eoc.sc.gov](http://www.eoc.sc.gov) as well as school and school district websites. Printed versions are available from school districts upon request.

YEAR	ABSOLUTE RATING	GROWTH RATING	PALMETTO GOLD AND SILVER AWARD		AYP STATUS	NCLB IMPROVEMENT STATUS
			General Performance	Closing the Gap		
2010	Average	Average	TBD	TBD	Not Met	CA
2009	Average	Average	N/A	N/A	Met	CSI-DELAY
2008	Below Average	At-Risk	N/A	N/A	Not Met	CSI

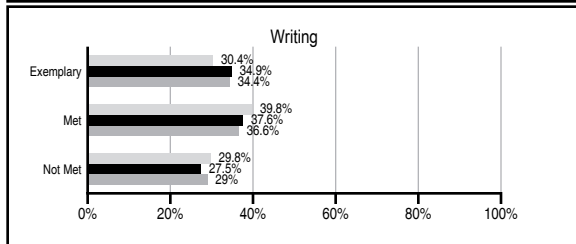
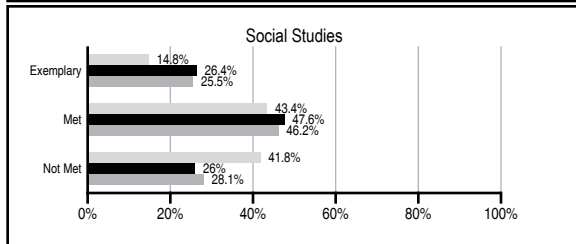
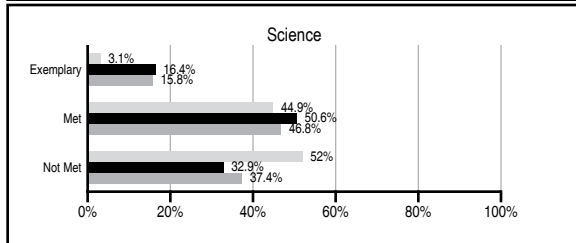
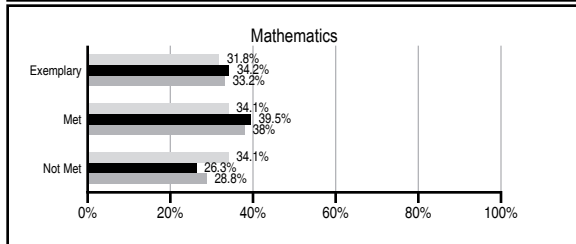
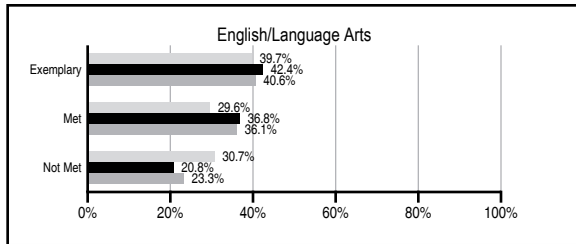
## ABSOLUTE RATINGS OF ELEMENTARY SCHOOLS WITH STUDENTS LIKE OURS\*

EXCELLENT	GOOD	AVERAGE	BELOW AVERAGE	AT-RISK
12	28	65	1	0

\* Ratings are calculated with data available by 03/09/2011. Schools with Students Like Ours are Elementary Schools with Poverty Indices of no more than 5% above or below the index for this school.



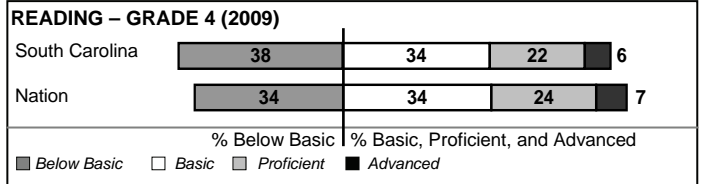
## PASS PERFORMANCE

Our School
  Elementary Schools with Students Like Ours
  Elementary schools statewide



## NAEP PERFORMANCE\*

\* Performance reported for SC and nation, data not available at school level. Percentages at NAEP Achievement Levels.



## SC PERFORMANCE GOAL

**2010 Goal:**  
 By 2010, SC's student achievement will be ranked in the top half of the states nationally. To achieve this goal, we must become one of the fastest improving systems in the country.

**2020 Vision:**  
 By 2020 all students will graduate with the knowledge and skills necessary to compete successfully in the global economy, participate in a democratic society and contribute positively as members of families and communities.

### Abbreviations Key

N/A Not Applicable N/AV Not Available N/C Not Collected N/R Not Reported I/S Insufficient Sample TBD To be determined

NI Newly Identified CSI Continuing School Improvement CA Corrective Action RP Plan to Restructure R Restructure DELAY School Improvement Status HOLD School Improvement Status

# LIMESTONE/CENTRAL ELEMENTARY [Cherokee]

## SCHOOL PROFILE

	Our School	Change from Last Year	Elementary Schools with Students Like Ours	Median Elementary School
<b>Students (n=408)</b>				
Retention rate	0.5%	Down from 0.8%	1.1%	1.2%
Attendance rate	96.0%	Down from 96.3%	96.0%	96.1%
Eligible for gifted and talented	16.2%	Up from 12.0%	12.8%	11.7%
With disabilities other than speech	7.2%	Up from 4.9%	8.5%	8.0%
Older than usual for grade	0.0%	No Change	0.4%	0.4%
Out-of-school suspensions or expulsions for violent and/or criminal offenses	0.2%	Up from 0.0%	0.0%	0.0%
<b>Teachers (n=26)</b>				
Teachers with advanced degrees	69.2%	Up from 62.1%	58.7%	60.5%
Continuing contract teachers	96.2%	Up from 86.2%	84.7%	84.6%
Teachers with emergency or provisional certificates	0.0%	No Change	0.0%	0.0%
Teachers returning from previous year	83.6%	Up from 81.9%	87.3%	87.0%
Teacher attendance rate	94.1%	Down from 95.7%	95.6%	95.4%
Average teacher salary*	\$48,172	Up 4.0%	\$47,279	\$47,288
Classes not taught by highly qualified teachers	0.0%	No Change	0.0%	0.0%
Professional development days/teacher	5.1 days	Down from 18.6 days	9.8 days	10.5 days
<b>School</b>				
Principal's years at school	3.0	Up from 2.0	4.0	4.0
Student-teacher ratio in core subjects	19.6 to 1	Up from 19.3 to 1	19.4 to 1	19.2 to 1
Prime instructional time	90.0%	Down from 91.6%	91.1%	90.8%
Opportunities in the arts	Good	No Change	Good	Good
SACS accreditation	Yes	No Change	Yes	Yes
Parents attending conferences	100.0%	No Change	100.0%	100.0%
Character development program	Average	Down from Good	Excellent	Excellent
Dollars spent per pupil**	\$6,416	Up 19.8%	\$7,272	\$7,548
Percent of expenditures for instruction**	72.5%	Up from 72.0%	67.9%	68.7%
Percent of expenditures for teacher salaries**	69.7%	Up from 67.2%	64.5%	65.1%
% of AYP objectives met	94.1%	Down from 100.0%	100.0%	100.0%

\* Length of contract = 185+ days.

\*\* Prior year audited financial data available.

## REPORT OF PRINCIPAL AND SCHOOL IMPROVEMENT COUNCIL

At Limestone-Central Elementary School, children are our first priority. Preparing our students to be responsible, productive, life-long learners is the foundation for our educational program. Therefore, during the 2009-2010 school year, the faculty and staff worked diligently to meet the needs of individual learners and enable each student to be successful at the next academic level.

A variety of instructional strategies were utilized to provide inquiry-based learning across the curriculum according to the South Carolina academic standards. Focus initiatives were reading intervention for small groups of students in kindergarten through second grade, differentiated instruction in reading and mathematics across grade levels, and implementation of a new mathematics curriculum and on-line resources.

Diagnostic information from multiple forms of assessment was used to assist teachers in developing small, instructional groups and as the basis for continued reading intervention. End-of-year assessment data will be analyzed for forming instructional groups for the upcoming school year.

Students at Limestone-Central had the opportunity to be recognized monthly for excellence in the classroom by receiving the "Great Grizzly" award. Participation in service learning projects such as Jump Rope for Heart, the Salvation Army canned food drive, and Relay for Life allowed students to further develop positive character traits. These opportunities will be continued and expanded for the 2010-2011 school year.

Business and community partnerships continued with The Timken Company, supporting the Lunch Buddy program for our students. The 2010-2011 school year will bring a renewed effort to augment these relationships.

Thank you for your continued support.

Chad Hudson, Principal  
Lakesha Logan, School Improvement Chair

## EVALUATION RESULTS

	Teachers	Students*	Parents*
Number of surveys returned	23	45	32
Percent satisfied with learning environment	100.0%	93.0%	90.3%
Percent satisfied with social and physical environment	100.0%	90.9%	93.5%
Percent satisfied with school-home relations	95.7%	95.5%	90.6%

\*Only students at the highest elementary school grade level at this school and their parents were included.

Comprehensive detail, including definitions of ratings, performance criteria, and explanations of status, is available on [www.ed.sc.gov](http://www.ed.sc.gov) and [www.eoc.sc.gov](http://www.eoc.sc.gov) as well as school and school district websites.

Printed versions are available from school districts upon request.

### Abbreviations Key

N/A Not Applicable N/AV Not Available N/C Not Collected N/R Not Reported I/S Insufficient Sample TBD To be determined

NI Newly Identified CSI Continuing School Improvement CA Corrective Action RP Plan to Restructure R Restructure DELAY School Improvement Status HOLD School Improvement Status