



SC Annual School Report Card Summary

LUTHER VAUGHAN ELEMENTARY
Cherokee
Grades: PK-5 Enrollment: 291
Principal: Nan Ruppe
Superintendent: Kim Bagwell
Board Chair: Mr. Billy Blackwell

PERFORMANCE

Comprehensive detail, including definitions of ratings, performance criteria, and explanations of status, is available on www.ed.sc.gov and www.eoc.sc.gov as well as school and school district websites. Printed versions are available from school districts upon request.

YEAR	ABSOLUTE RATING	GROWTH RATING	PALMETTO GOLD AND SILVER AWARD		AYP STATUS	NCLB IMPROVEMENT STATUS
			General Performance	Closing the Gap		
2010	Below Average	At-Risk	TBD	TBD	Met	CA-DELAY
2009	At-Risk	At-Risk	N/A	N/A	Not Met	CA
2008	At-Risk	Average	N/A	N/A	Not Met	CSI

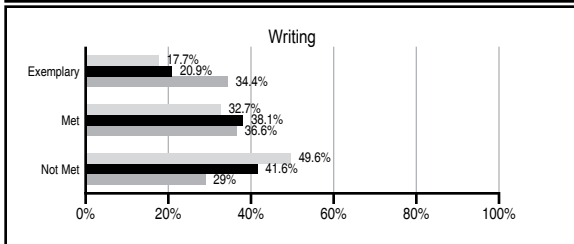
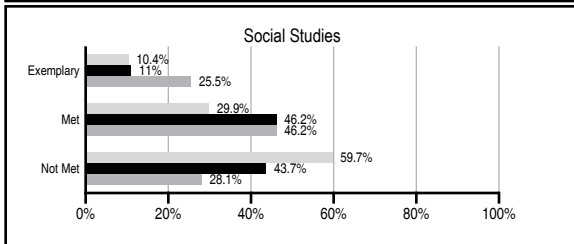
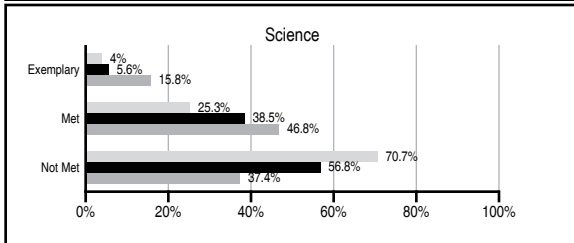
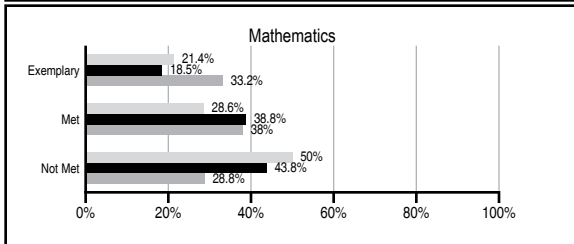
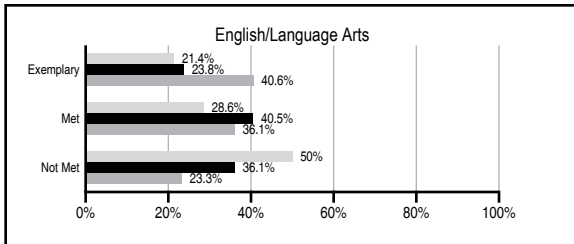
ABSOLUTE RATINGS OF ELEMENTARY SCHOOLS WITH STUDENTS LIKE OURS*

EXCELLENT	GOOD	AVERAGE	BELOW AVERAGE	AT-RISK
0	2	58	49	21

* Ratings are calculated with data available by 03/09/2011. Schools with Students Like Ours are Elementary Schools with Poverty Indices of no more than 5% above or below the index for this school.

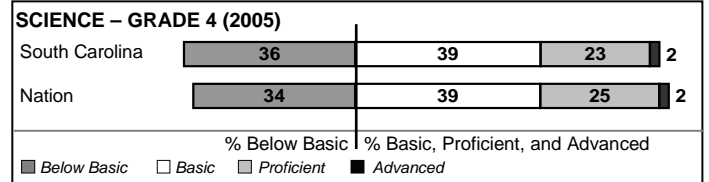

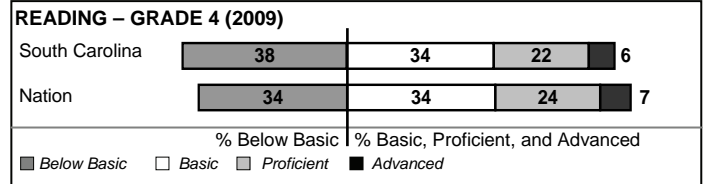
PASS PERFORMANCE

Our School
 Elementary Schools with Students Like Ours
 Elementary schools statewide



NAEP PERFORMANCE*

* Performance reported for SC and nation, data not available at school level. Percentages at NAEP Achievement Levels.



SC PERFORMANCE GOAL

2010 Goal:
 By 2010, SC's student achievement will be ranked in the top half of the states nationally. To achieve this goal, we must become one of the fastest improving systems in the country.

2020 Vision:
 By 2020 all students will graduate with the knowledge and skills necessary to compete successfully in the global economy, participate in a democratic society and contribute positively as members of families and communities.

Abbreviations Key

N/A Not Applicable N/AV Not Available N/C Not Collected N/R Not Reported I/S Insufficient Sample TBD To be determined
 NI Newly Identified CSI Continuing School Improvement CA Corrective Action RP Plan to Restructure R Restructure DELAY School Improvement Status HOLD School Improvement Status

LUTHER VAUGHAN ELEMENTARY [Cherokee]

SCHOOL PROFILE

	Our School	Change from Last Year	Elementary Schools with Students Like Ours	Median Elementary School
Students (n=291)				
Retention rate	3.1%	Up from 0.7%	1.5%	1.2%
Attendance rate	95.4%	Down from 97.2%	95.9%	96.1%
Eligible for gifted and talented	10.2%	Up from 4.4%	4.1%	11.7%
With disabilities other than speech	10.7%	Down from 11.0%	8.5%	8.0%
Older than usual for grade	0.0%	No Change	0.8%	0.4%
Out-of-school suspensions or expulsions for violent and/or criminal offenses	0.0%	No Change	0.0%	0.0%
Teachers (n=25)				
Teachers with advanced degrees	76.0%	Up from 74.1%	58.6%	60.5%
Continuing contract teachers	96.0%	Up from 85.2%	78.3%	84.6%
Teachers with emergency or provisional certificates	0.0%	No Change	0.0%	0.0%
Teachers returning from previous year	86.6%	Up from 82.4%	82.3%	87.0%
Teacher attendance rate	94.0%	Up from 93.8%	95.2%	95.4%
Average teacher salary*	\$49,102	Down 2.2%	\$45,085	\$47,288
Classes not taught by highly qualified teachers	0.0%	No Change	0.0%	0.0%
Professional development days/teacher	6.7 days	Down from 11.0 days	10.5 days	10.5 days
School				
Principal's years at school	9.0	Up from 8.0	3.0	4.0
Student-teacher ratio in core subjects	19.1 to 1	Up from 16.2 to 1	17.1 to 1	19.2 to 1
Prime instructional time	88.8%	Down from 90.5%	90.5%	90.8%
Opportunities in the arts	Good	No Change	Good	Good
SACS accreditation	Yes	No Change	Yes	Yes
Parents attending conferences	93.4%	Down from 99.9%	100.0%	100.0%
Character development program	Good	Down from Excellent	Excellent	Excellent
Dollars spent per pupil**	\$9,568	Up 1.1%	\$8,904	\$7,548
Percent of expenditures for instruction**	70.2%	Up from 69.8%	67.8%	68.7%
Percent of expenditures for teacher salaries**	69.2%	Up from 64.6%	62.1%	65.1%
% of AYP objectives met	100.0%	Up from 94.1%	100.0%	100.0%

* Length of contract = 185+ days.

** Prior year audited financial data available.

EVALUATION RESULTS

	Teachers	Students*	Parents*
Number of surveys returned	20	34	32
Percent satisfied with learning environment	90.0%	61.8%	76.7%
Percent satisfied with social and physical environment	94.4%	67.6%	82.8%
Percent satisfied with school-home relations	50.0%	67.6%	80.0%

*Only students at the highest elementary school grade level at this school and their parents were included.

REPORT OF PRINCIPAL AND SCHOOL IMPROVEMENT COUNCIL

During the 2009-2010 school year, the faculty and staff of Luther Vaughan Elementary School continued their growth and improvement in all areas. We continued to strengthen our total school program in order to provide the very best for all students. We maintain high expectations for student learning, achievement, and professionalism.

Luther Vaughan uses a variety of instructional strategies to foster the academic success of our students. Teachers plan lessons based on a rich, standards-based educational program.

Our teachers provide quality, hands-on instruction through the use of technology and manipulatives. The staff diligently works to analyze diagnostic information about students to form small, instructional groups with a focus on differentiation.

Students at Luther Vaughan are also provided opportunities to develop character traits through community service-learning projects, including Peach Center Ministries Canned Food Drive at Christmas and Relay for Life.

We thank you for your continued support.

Nan Ruppe, Principal
Lynda Padgett, SIC Chair

Comprehensive detail, including definitions of ratings, performance criteria, and explanations of status, is available on www.ed.sc.gov and www.eoc.sc.gov as well as school and school district websites.

Printed versions are available from school districts upon request.

Abbreviations Key

N/A Not Applicable N/AV Not Available N/C Not Collected N/R Not Reported I/S Insufficient Sample TBD To be determined

NI Newly Identified CSI Continuing School Improvement CA Corrective Action RP Plan to Restructure R Restructure DELAY School Improvement Status HOLD School Improvement Status