



# SC Annual School Report Card Summary

**B D LEE ELEMENTARY**  
**Cherokee**  
**Grades: PK-5** Enrollment: 407  
**Principal: Mrs. Sharon Jefferies**  
**Superintendent: Kim Bagwell**  
**Board Chair: Mr. Billy Blackwell**

## PERFORMANCE

Comprehensive detail, including definitions of ratings, performance criteria, and explanations of status, is available on [www.ed.sc.gov](http://www.ed.sc.gov) and [www.eoc.sc.gov](http://www.eoc.sc.gov) as well as school and school district websites. Printed versions are available from school districts upon request.

YEAR	ABSOLUTE RATING	GROWTH RATING	PALMETTO GOLD AND SILVER AWARD		AYP STATUS	NCLB IMPROVEMENT STATUS
			General Performance	Closing the Gap		
2010	Below Average	Average	TBD	TBD	Met	N/A
2009	Below Average	Average	N/A	N/A	Met	N/A
2008	Below Average	At-Risk	N/A	N/A	Not Met	N/A

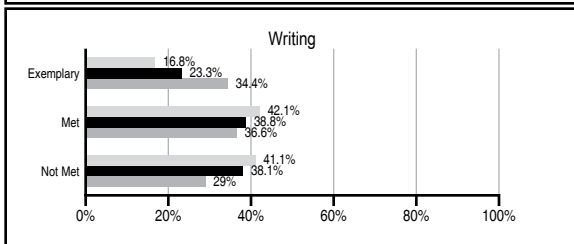
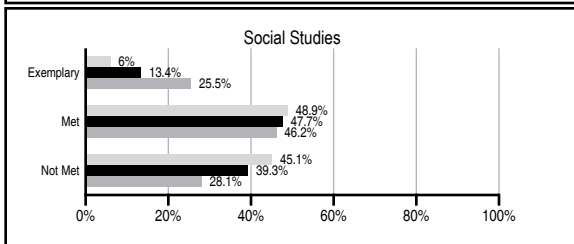
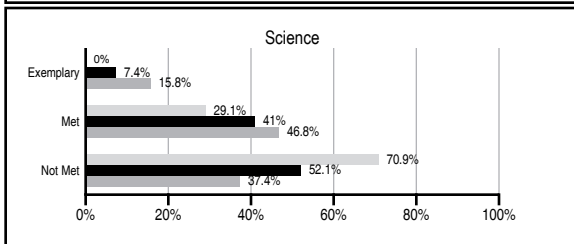
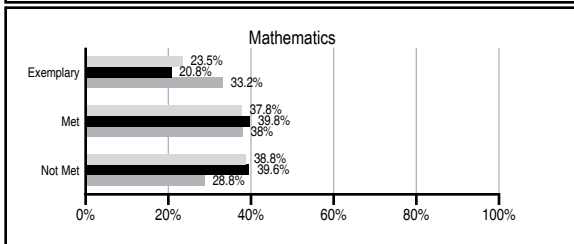
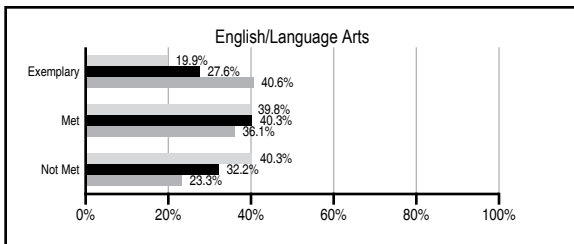
## ABSOLUTE RATINGS OF ELEMENTARY SCHOOLS WITH STUDENTS LIKE OURS\*

EXCELLENT	GOOD	AVERAGE	BELOW AVERAGE	AT-RISK
1	4	102	44	18

\* Ratings are calculated with data available by 03/09/2011. Schools with Students Like Ours are Elementary Schools with Poverty Indices of no more than 5% above or below the index for this school.

## PASS PERFORMANCE

Our School
  Elementary Schools with Students Like Ours
  Elementary schools statewide



## NAEP PERFORMANCE\*

\* Performance reported for SC and nation, data not available at school level. Percentages at NAEP Achievement Levels.



## SC PERFORMANCE GOAL

**2010 Goal:**  
 By 2010, SC's student achievement will be ranked in the top half of the states nationally. To achieve this goal, we must become one of the fastest improving systems in the country.

**2020 Vision:**  
 By 2020 all students will graduate with the knowledge and skills necessary to compete successfully in the global economy, participate in a democratic society and contribute positively as members of families and communities.

### Abbreviations Key

N/A Not Applicable N/AV Not Available N/C Not Collected N/R Not Reported I/S Insufficient Sample TBD To be determined  
 NI Newly Identified CSI Continuing School Improvement CA Corrective Action RP Plan to Restructure R Restructure DELAY School Improvement Status HOLD School Improvement Status

# B D LEE ELEMENTARY [Cherokee]

## SCHOOL PROFILE

	Our School	Change from Last Year	Elementary Schools with Students Like Ours	Median Elementary School
<b>Students (n=407)</b>				
Retention rate	1.1%	Up from 0.5%	1.6%	1.2%
Attendance rate	96.5%	Down from 96.8%	95.8%	96.1%
Eligible for gifted and talented	11.2%	Up from 1.9%	5.1%	11.7%
With disabilities other than speech	4.1%	Down from 5.7%	8.6%	8.0%
Older than usual for grade	0.3%	No Change	0.8%	0.4%
Out-of-school suspensions or expulsions for violent and/or criminal offenses	0.0%	No Change	0.0%	0.0%
<b>Teachers (n=25)</b>				
Teachers with advanced degrees	64.0%	Down from 77.8%	58.6%	60.5%
Continuing contract teachers	100.0%	Up from 96.3%	80.0%	84.6%
Teachers with emergency or provisional certificates	0.0%	No Change	0.0%	0.0%
Teachers returning from previous year	85.4%	Down from 86.3%	84.9%	87.0%
Teacher attendance rate	95.9%	Up from 91.7%	95.2%	95.4%
Average teacher salary*	\$49,792	Down 4.6%	\$45,509	\$47,288
Classes not taught by highly qualified teachers	0.0%	No Change	0.0%	0.0%
Professional development days/teacher	5.0 days	Down from 6.9 days	11.1 days	10.5 days
<b>School</b>				
Principal's years at school	3.0	Up from 2.0	3.0	4.0
Student-teacher ratio in core subjects	16.6 to 1	Down from 17.2 to 1	18.0 to 1	19.2 to 1
Prime instructional time	92.1%	Up from 88.1%	90.3%	90.8%
Opportunities in the arts	Good	No Change	Good	Good
SACS accreditation	Yes	No Change	Yes	Yes
Parents attending conferences	100.0%	Up from 96.7%	100.0%	100.0%
Character development program	Excellent	No Change	Excellent	Excellent
Dollars spent per pupil**	\$6,375	Up 12.2%	\$8,259	\$7,548
Percent of expenditures for instruction**	71.4%	Up from 71.3%	68.1%	68.7%
Percent of expenditures for teacher salaries**	69.7%	Up from 66.7%	63.0%	65.1%
% of AYP objectives met	100.0%	No Change	100.0%	100.0%

\* Length of contract = 185+ days.

\*\* Prior year audited financial data available.

## EVALUATION RESULTS

	Teachers	Students*	Parents*
Number of surveys returned	26	58	38
Percent satisfied with learning environment	84.6%	87.9%	92.1%
Percent satisfied with social and physical environment	80.8%	87.9%	86.8%
Percent satisfied with school-home relations	72.0%	91.2%	97.4%

\*Only students at the highest elementary school grade level at this school and their parents were included.

Comprehensive detail, including definitions of ratings, performance criteria, and explanations of status, is available on [www.ed.sc.gov](http://www.ed.sc.gov) and [www.eoc.sc.gov](http://www.eoc.sc.gov) as well as school and school district websites.

Printed versions are available from school districts upon request.

## REPORT OF PRINCIPAL AND SCHOOL IMPROVEMENT COUNCIL

The 2009-2010 school year at B. D. Lee Elementary was focused on improving student achievement, with a focal point on rigorous teaching and assessments. Additionally, our school focused on increasing character education and parent involvement through family literacy and parent workshops. In an effort to achieve these goals, emphasis was placed on Differentiated Instruction, raising the rigor of content, assessment and grading, character programs, and parenting sessions. Reading intervention has been implemented to serve students one-on-one and to assist with small group intervention. Furthermore, assessment with MAPS and Dominie has been continuously used throughout the school year to monitor student growth and provide differentiation of instruction to increase student achievement.

In recognition for implementing an effective character education program, our school was recognized by State Representative Dennis Moss at the State House for receiving the State Schools of Character award. Similarly, our school has been recognized as a 2010 "Promising Practices" award winner, as part of the National Schools of Character award programs for implementing unique and specific strategies in Character Education.

B. D. Lee has been recognized for receiving the South Carolina Red Carpet Award in recognition for its family friendly atmosphere, in addition to being acknowledged for receiving Exemplary Writing award for our outstanding student writing program.

This year our school was recognized as SCIRA Exemplary Reading Honor School for demonstrating an outstanding reading program. Also, on behalf of the National Endowment for the Humanities and the American Library Association Public Programs Office, our school received the 2010 We the People Bookshelf, "A More Perfect Union" collection of English and Spanish language books for our school library.

Additionally, our third grade students received a Target Field Trip Grant to participate in an educational field trip at Kid Sense. Our students were given the opportunity to experience hands-on based science activities from South Carolina Standards. Our business partner "Nestle" provided our school with a community partnership in reading. Nestle sponsored the Reading is Fundamental Program and presented a collection of hard-bound books related to Nutrition and Health & Wellness for our library. An additional community partnership was forged when the Boys & Girls Club provided our students with youth development and core programs such as Character and Leadership Development, Education and Career Development, Health and Life Skills, The Arts, Sports, Fitness, and Recreation.

The School Improvement Council, PTO, teachers, students, parents, and our business partners have worked hard to make this a successful school year. Our SIC and PTO have taken on several projects to make our school attractive, student-centered, and friendly. We are very thankful for the commitment and dedication of our PTO, teachers, students, and community members.

Sharon Jefferies, Principal  
Tanya Roberts, SIC Chairperson

### Abbreviations Key

N/A Not Applicable N/AV Not Available N/C Not Collected N/R Not Reported I/S Insufficient Sample TBD To be determined

NI Newly Identified CSI Continuing School Improvement CA Corrective Action RP Plan to Restructure R Restructure DELAY School Improvement Status HOLD School Improvement Status