



SC Annual School Report Card Summary

DRAYTONVILLE ELEMENTARY
Cherokee
Grades: PK-5 Enrollment: 313
Principal: Janice G. Ford
Superintendent: Kim Bagwell
Board Chair: Mr. Billy Blackwell

PERFORMANCE

Comprehensive detail, including definitions of ratings, performance criteria, and explanations of status, is available on www.ed.sc.gov and www.eoc.sc.gov as well as school and school district websites. Printed versions are available from school districts upon request.

YEAR	ABSOLUTE RATING	GROWTH RATING	PALMETTO GOLD AND SILVER AWARD		AYP STATUS	NCLB IMPROVEMENT STATUS
			General Performance	Closing the Gap		
2010	Average	Good	TBD	TBD	Met	N/A
2009	Average	Good	Silver	Silver	Met	N/A
2008	Average	Below Average	N/A	N/A	Met	N/A

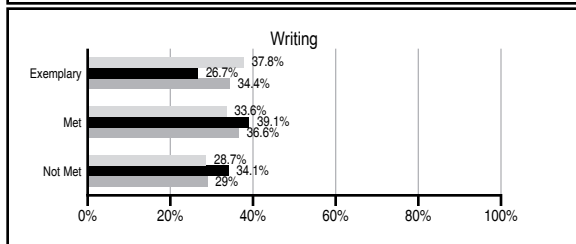
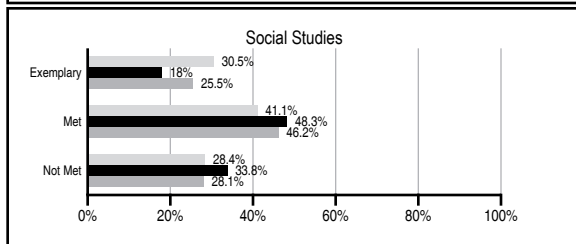
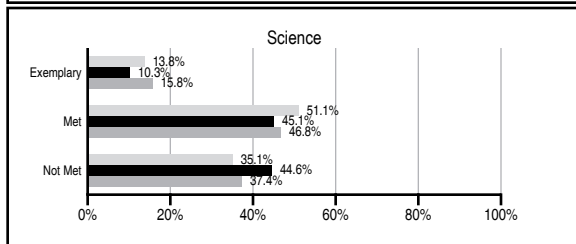
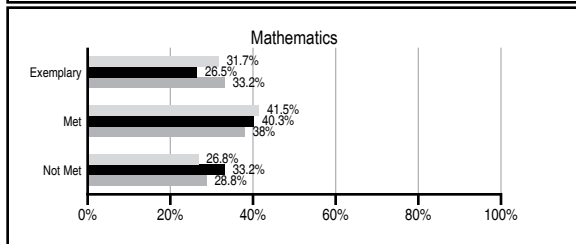
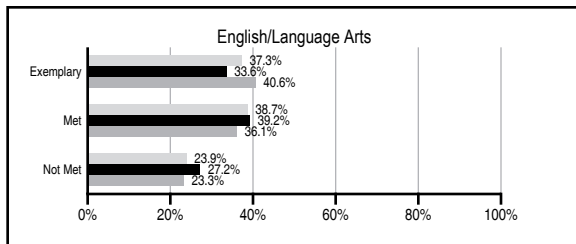
ABSOLUTE RATINGS OF ELEMENTARY SCHOOLS WITH STUDENTS LIKE OURS*

EXCELLENT	GOOD	AVERAGE	BELOW AVERAGE	AT-RISK
2	8	92	16	2

* Ratings are calculated with data available by 03/09/2011. Schools with Students Like Ours are Elementary Schools with Poverty Indices of no more than 5% above or below the index for this school.


PASS PERFORMANCE

Our School
 Elementary Schools with Students Like Ours
 Elementary schools statewide



NAEP PERFORMANCE*

* Performance reported for SC and nation, data not available at school level. Percentages at NAEP Achievement Levels.



SC PERFORMANCE GOAL

2010 Goal:
 By 2010, SC's student achievement will be ranked in the top half of the states nationally. To achieve this goal, we must become one of the fastest improving systems in the country.

2020 Vision:
 By 2020 all students will graduate with the knowledge and skills necessary to compete successfully in the global economy, participate in a democratic society and contribute positively as members of families and communities.

Abbreviations Key

N/A Not Applicable N/AV Not Available N/C Not Collected N/R Not Reported I/S Insufficient Sample TBD To be determined

NI Newly Identified CSI Continuing School Improvement CA Corrective Action RP Plan to Restructure R Restructure DELAY School Improvement Status HOLD School Improvement Status

DRAYTONVILLE ELEMENTARY [Cherokee]

SCHOOL PROFILE

	Our School	Change from Last Year	Elementary Schools with Students Like Ours	Median Elementary School
Students (n=313)				
Retention rate	2.7%	Up from 2.5%	1.6%	1.2%
Attendance rate	95.6%	Down from 96.5%	95.7%	96.1%
Eligible for gifted and talented	10.7%	Up from 8.2%	9.1%	11.7%
With disabilities other than speech	9.2%	Up from 6.1%	9.1%	8.0%
Older than usual for grade	0.4%	Up from 0.0%	0.6%	0.4%
Out-of-school suspensions or expulsions for violent and/or criminal offenses	0.0%	No Change	0.0%	0.0%
Teachers (n=20)				
Teachers with advanced degrees	70.0%	Down from 72.7%	58.5%	60.5%
Continuing contract teachers	95.0%	Down from 95.5%	84.2%	84.6%
Teachers with emergency or provisional certificates	0.0%	No Change	0.0%	0.0%
Teachers returning from previous year	93.8%	Up from 92.1%	86.2%	87.0%
Teacher attendance rate	95.8%	Up from 93.2%	95.0%	95.4%
Average teacher salary*	\$49,131	Down 0.9%	\$46,597	\$47,288
Classes not taught by highly qualified teachers	0.0%	No Change	0.0%	0.0%
Professional development days/teacher	6.7 days	Up from 6.5 days	11.1 days	10.5 days
School				
Principal's years at school	16.0	Up from 14.0	4.0	4.0
Student-teacher ratio in core subjects	18.4 to 1	Up from 17.9 to 1	19.2 to 1	19.2 to 1
Prime instructional time	91.0%	Up from 89.0%	90.0%	90.8%
Opportunities in the arts	Good	No Change	Good	Good
SACS accreditation	Yes	No Change	Yes	Yes
Parents attending conferences	100.0%	Up from 99.9%	100.0%	100.0%
Character development program	Good	No Change	Excellent	Excellent
Dollars spent per pupil**	\$7,343	Up 11.7%	\$7,637	\$7,548
Percent of expenditures for instruction**	65.2%	Down from 71.8%	67.6%	68.7%
Percent of expenditures for teacher salaries**	63.9%	Down from 66.1%	64.4%	65.1%
% of AYP objectives met	100.0%	No Change	100.0%	100.0%

* Length of contract = 185+ days.

** Prior year audited financial data available.

EVALUATION RESULTS

	Teachers	Students*	Parents*
Number of surveys returned	24	38	29
Percent satisfied with learning environment	100.0%	86.8%	96.6%
Percent satisfied with social and physical environment	95.7%	86.8%	96.6%
Percent satisfied with school-home relations	95.5%	97.4%	89.7%

*Only students at the highest elementary school grade level at this school and their parents were included.

REPORT OF PRINCIPAL AND SCHOOL IMPROVEMENT COUNCIL

Draytonville Elementary School's mission, in partnership with family and community, is to provide first-class educational programs that ensure that all students acquire the skills needed to reach their maximum potential in an ever-changing world. The mission provides focus for all that we do. Draytonville Elementary is a Title I school-wide program and is proud to have continuing accreditation through the Southern Association of Colleges and Schools.

Draytonville Elementary received the 2009-10 General Performance Palmetto Silver Award and the 2009-10 Closing Achievement Gap Palmetto Silver Award. Strong, dedicated teachers and support personnel are the backbone of our school. Mrs. Kimberly McDowell was selected Teacher of the Year, and Mrs. Neeley Queen was selected Reading Teacher of the Year.

Our students excelled in many areas. We had a Regional Science Fair winner, district winners in poster and essay contests, and district winners at the Young Writers' Gala. Students participated in the district Honors Choir, and we had students' art work displayed in the Arts Expo.

Literacy was emphasized this year with the support of our literacy coach and three reading interventionists. We were pleased with students' gains in reading. Our science curriculum received a boost with a focused curriculum and hands-on science lessons. We anticipate that students will continue to make gains in achievement.

We are proud of our school and community. We invite you to become a part of our school family.

Janice G. Ford, Principal
Holly Davidson, School Improvement Council

Comprehensive detail, including definitions of ratings, performance criteria, and explanations of status, is available on www.ed.sc.gov and www.eoc.sc.gov as well as school and school district websites.

Printed versions are available from school districts upon request.

Abbreviations Key

N/A Not Applicable N/AV Not Available N/C Not Collected N/R Not Reported I/S Insufficient Sample TBD To be determined

NI Newly Identified CSI Continuing School Improvement CA Corrective Action RP Plan to Restructure R Restructure DELAY School Improvement Status HOLD School Improvement Status