

SC Annual School Report Card Summary

ORANGE GROVE CHARTER
Charleston
Grades: PK-5 Enrollment: 695
Principal: Larry DiCenzo
Superintendent: Dr. Nancy J. McGinley
Board Chair: Mrs. Ruth Jordan

PERFORMANCE

Comprehensive detail, including definitions of ratings, performance criteria, and explanations of status, is available on www.ed.sc.gov and www.eoc.sc.gov as well as school and school district websites. Printed versions are available from school districts upon request.

YEAR	ABSOLUTE RATING	GROWTH RATING	PALMETTO GOLD AND SILVER AWARD		AYP STATUS	NCLB IMPROVEMENT STATUS
			General Performance	Closing the Gap		
2010	Excellent	Excellent	TBD	TBD	Met	N/A
2009	Good	Good	Silver	Silver	Met	N/A
2008	Average	Good	Silver	N/A	Not Met	N/A

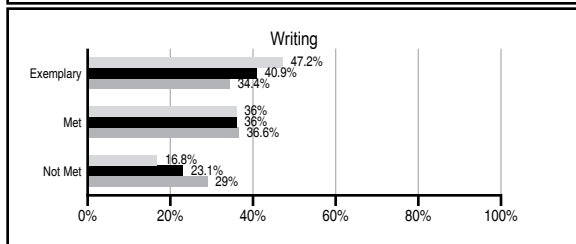
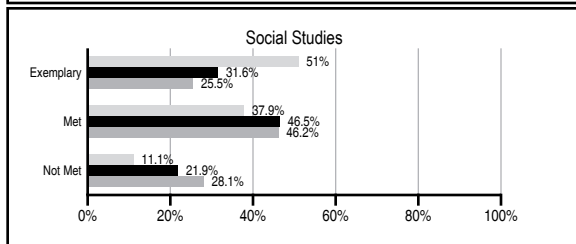
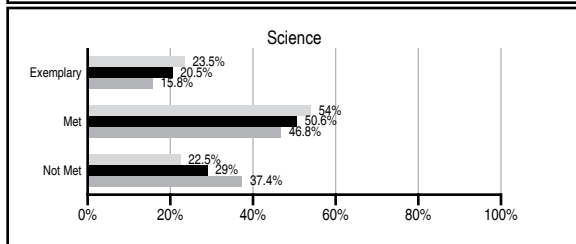
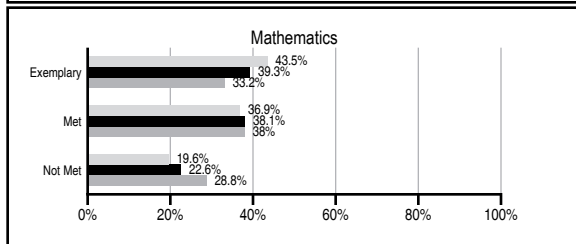
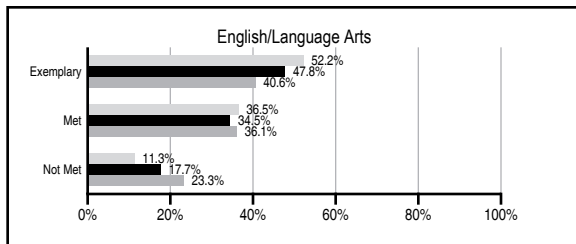
ABSOLUTE RATINGS OF ELEMENTARY SCHOOLS WITH STUDENTS LIKE OURS*

EXCELLENT	GOOD	AVERAGE	BELOW AVERAGE	AT-RISK
23	37	31	0	0

* Ratings are calculated with data available by 03/09/2011. Schools with Students Like Ours are Elementary Schools with Poverty Indices of no more than 5% above or below the index for this school.


PASS PERFORMANCE

Our School
 Elementary Schools with Students Like Ours
 Elementary schools statewide



NAEP PERFORMANCE*

* Performance reported for SC and nation, data not available at school level. Percentages at NAEP Achievement Levels.



SC PERFORMANCE GOAL

2010 Goal:
 By 2010, SC's student achievement will be ranked in the top half of the states nationally. To achieve this goal, we must become one of the fastest improving systems in the country.

2020 Vision:
 By 2020 all students will graduate with the knowledge and skills necessary to compete successfully in the global economy, participate in a democratic society and contribute positively as members of families and communities.

Abbreviations Key

N/A Not Applicable N/AV Not Available N/C Not Collected N/R Not Reported I/S Insufficient Sample TBD To be determined

NI Newly Identified CSI Continuing School Improvement CA Corrective Action RP Plan to Restructure R Restructure DELAY School Improvement Status HOLD School Improvement Status

ORANGE GROVE CHARTER [Charleston]

SCHOOL PROFILE

	Our School	Change from Last Year	Elementary Schools with Students Like Ours	Median Elementary School
Students (n=695)				
Retention rate	3.8%	Down from 5.7%	1.2%	1.2%
Attendance rate	96.5%	Down from 96.6%	96.2%	96.1%
Eligible for gifted and talented	18.9%	Up from 11.7%	15.9%	11.7%
With disabilities other than speech	4.9%	Down from 6.7%	7.6%	8.0%
Older than usual for grade	1.3%	No Change	0.3%	0.4%
Out-of-school suspensions or expulsions for violent and/or criminal offenses	0.6%	Down from 1.1%	0.0%	0.0%
Teachers (n=63)				
Teachers with advanced degrees	71.4%	Up from 67.2%	59.4%	60.5%
Continuing contract teachers	90.5%	Up from 84.4%	86.7%	84.6%
Teachers with emergency or provisional certificates	0.0%	Down from 1.7%	0.0%	0.0%
Teachers returning from previous year	95.2%	N/A	88.9%	87.0%
Teacher attendance rate	97.0%	Down from 100.0%	95.4%	95.4%
Average teacher salary*	\$48,908	Up 2.8%	\$47,883	\$47,288
Classes not taught by highly qualified teachers	0.3%	Up from 0.0%	0.0%	0.0%
Professional development days/teacher	8.4 days	Up from 5.2 days	10.9 days	10.5 days
School				
Principal's years at school	12.0	Up from 10.0	4.0	4.0
Student-teacher ratio in core subjects	16.7 to 1	Up from 16.2 to 1	20.0 to 1	19.2 to 1
Prime instructional time	93.2%	Down from 96.6%	90.7%	90.8%
Opportunities in the arts	Good	No Change	Good	Good
SACS accreditation	No	No Change	Yes	Yes
Parents attending conferences	100.0%	Up from 98.6%	100.0%	100.0%
Character development program	Excellent	No Change	Excellent	Excellent
Dollars spent per pupil**	\$8,694	Down 6.9%	\$7,015	\$7,548
Percent of expenditures for instruction**	77.0%	Up from 76.0%	68.9%	68.7%
Percent of expenditures for teacher salaries**	73.9%	Up from 71.6%	65.7%	65.1%
% of AYP objectives met	100.0%	No Change	100.0%	100.0%

* Length of contract = 185+ days.

** Prior year audited financial data available.

REPORT OF PRINCIPAL AND SCHOOL IMPROVEMENT COUNCIL

Orange Grove Elementary Charter School is located in the West Ashley area of Charleston, South Carolina. This is our fifth year as a Charter School.

□ We draw our students from a wide range of cultural and socio-economic areas. Our school houses three self-contained special education classes in addition to two resource programs where students are mainstreamed when appropriate. We offer a traditional education that focuses on the basics, while enhancing the curriculum with technology, creative arts, and other programs.

Significant accomplishments and notable awards are the direct result of dedicated and motivated teachers and parents. For years, Orange Grove has been known for its exceptional levels of parent and community involvement. We have repeatedly achieved recognition for excellence at the local, state, and national levels. One of many significant accomplishments that speak to the excellence of Orange Grove is the 19 years we have received SC Incentive Awards for faculty and student attendance and student test scores, a claim that can only be made by a few schools statewide! We have received the Palmetto Gold Award three times, and this past year, we also received the Silver Award for the fourth time. We have been recognized by the S.C. Education Oversight Committee for closing the achievement gap through exemplary PASS performance of historically underachieving students. We have received this award five times--quite an accomplishment! We expect to continue this accomplishment.

Our focus for this year is to infuse more technology into our curriculum and provide the staff development training to go along with it. We will also use MAP data to drive our teaching strategies and allocation of resources.

Larry DiCenzo, Principal
 Claire Smith, President, Board of Directors

EVALUATION RESULTS

	Teachers	Students*	Parents*
Number of surveys returned	63	92	68
Percent satisfied with learning environment	100.0%	89.1%	95.6%
Percent satisfied with social and physical environment	100.0%	85.9%	97.1%
Percent satisfied with school-home relations	100.0%	84.8%	89.6%

*Only students at the highest elementary school grade level at this school and their parents were included.

Comprehensive detail, including definitions of ratings, performance criteria, and explanations of status, is available on www.ed.sc.gov and www.eoc.sc.gov as well as school and school district websites.

Printed versions are available from school districts upon request.

Abbreviations Key

N/A Not Applicable N/AV Not Available N/C Not Collected N/R Not Reported I/S Insufficient Sample TBD To be determined
 NI Newly Identified CSI Continuing School Improvement CA Corrective Action RP Plan to Restructure R Restructure DELAY School Improvement Status HOLD School Improvement Status