



SC Annual School Report Card Summary

SUSAN G. BOYKIN ACADEMY
Charleston
Grades: K-6 Enrollment: 130
Principal: School is closed
Superintendent: Dr. Nancy J. McGinley
Board Chair: Mrs. Ruth Jordan

PERFORMANCE

Comprehensive detail, including definitions of ratings, performance criteria, and explanations of status, is available on www.ed.sc.gov and www.eoc.sc.gov as well as school and school district websites. Printed versions are available from school districts upon request.

YEAR	ABSOLUTE RATING	GROWTH RATING	PALMETTO GOLD AND SILVER AWARD		AYP STATUS	NCLB IMPROVEMENT STATUS
			General Performance	Closing the Gap		
2010	At-Risk	At-Risk	TBD	TBD	Not Met	N/A
2009	At-Risk	At-Risk	N/A	N/A	Not Met	CA
2008	At-Risk	At-Risk	N/A	N/A	Not Met	CSI

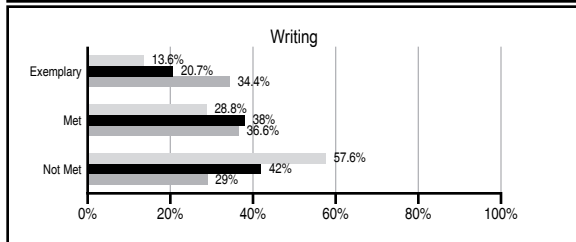
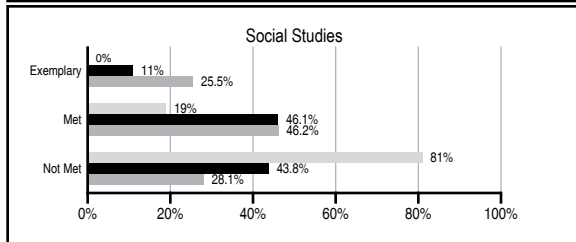
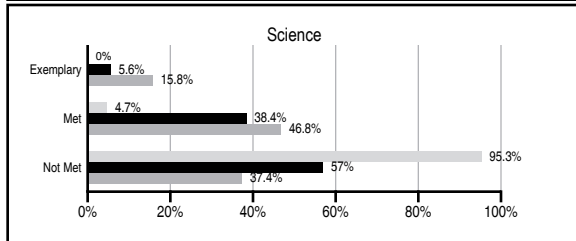
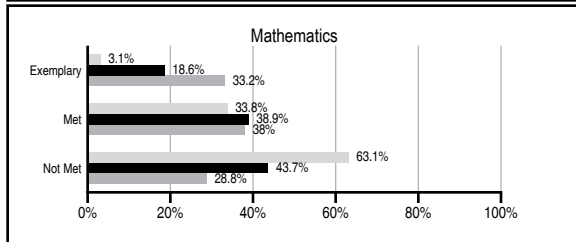
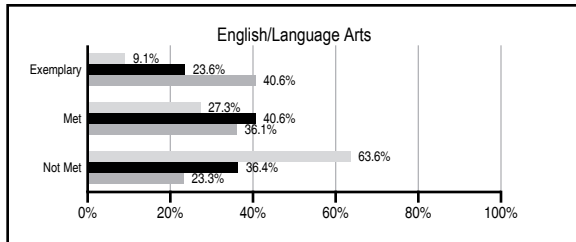
ABSOLUTE RATINGS OF ELEMENTARY SCHOOLS WITH STUDENTS LIKE OURS*

EXCELLENT	GOOD	AVERAGE	BELOW AVERAGE	AT-RISK
0	2	51	46	18

* Ratings are calculated with data available by 03/09/2011. Schools with Students Like Ours are Elementary Schools with Poverty Indices of no more than 5% above or below the index for this school.

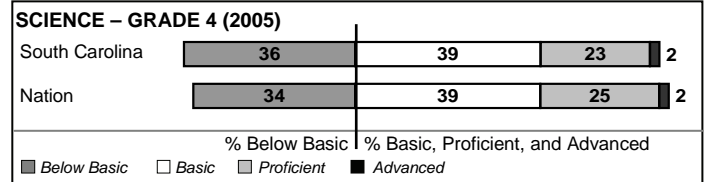

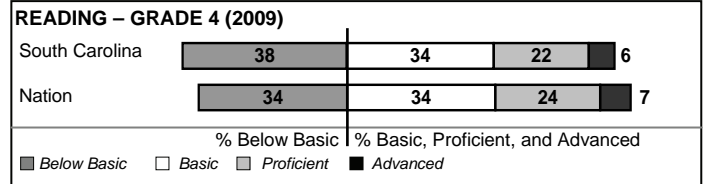
PASS PERFORMANCE

Our School
 Elementary Schools with Students Like Ours
 Elementary schools statewide



NAEP PERFORMANCE*

* Performance reported for SC and nation, data not available at school level. Percentages at NAEP Achievement Levels.



SC PERFORMANCE GOAL

2010 Goal:
 By 2010, SC's student achievement will be ranked in the top half of the states nationally. To achieve this goal, we must become one of the fastest improving systems in the country.

2020 Vision:
 By 2020 all students will graduate with the knowledge and skills necessary to compete successfully in the global economy, participate in a democratic society and contribute positively as members of families and communities.

Abbreviations Key

N/A Not Applicable N/AV Not Available N/C Not Collected N/R Not Reported I/S Insufficient Sample TBD To be determined
 NI Newly Identified CSI Continuing School Improvement CA Corrective Action RP Plan to Restructure R Restructure DELAY School Improvement Status HOLD School Improvement Status

SUSAN G. BOYKIN ACADEMY [Charleston]

SCHOOL PROFILE

	Our School	Change from Last Year	Elementary Schools with Students Like Ours	Median Elementary School
Students (n=130)				
Retention rate	5.1%	Down from 5.4%	1.3%	1.2%
Attendance rate	93.6%	Down from 93.9%	95.9%	96.1%
Eligible for gifted and talented	3.9%	Up from 0.0%	4.1%	11.7%
With disabilities other than speech	5.8%	Down from 6.3%	8.5%	8.0%
Older than usual for grade	6.3%	Up from 4.8%	0.8%	0.4%
Out-of-school suspensions or expulsions for violent and/or criminal offenses	0.8%	Down from 1.8%	0.0%	0.0%
Teachers (n=11)				
Teachers with advanced degrees	60.0%	Up from 50.0%	59.4%	60.5%
Continuing contract teachers	0.0%	No Change	78.2%	84.6%
Teachers with emergency or provisional certificates	0.0%	No Change	0.0%	0.0%
Teachers returning from previous year	73.3%	N/A	82.4%	87.0%
Teacher attendance rate	N/R	N/R	95.2%	95.4%
Average teacher salary*	N/A	N/A	\$45,164	\$47,288
Classes not taught by highly qualified teachers	45.2%	Down from 70.0%	0.0%	0.0%
Professional development days/teacher	5.5 days	No Change	10.7 days	10.5 days
School				
Principal's years at school	5.0	Up from 4.0	3.0	4.0
Student-teacher ratio in core subjects	17.3 to 1	Down from 21.0 to 1	17.2 to 1	19.2 to 1
Prime instructional time	N/R	N/R	90.4%	90.8%
Opportunities in the arts	Good	No Change	Good	Good
SACS accreditation	No	No Change	Yes	Yes
Parents attending conferences	100.0%	No Change	100.0%	100.0%
Character development program	Good	No Change	Excellent	Excellent
Dollars spent per pupil**	N/A	N/A	\$8,918	\$7,548
Percent of expenditures for instruction**	N/A	N/A	67.9%	68.7%
Percent of expenditures for teacher salaries**	N/A	N/A	62.1%	65.1%
% of AYP objectives met	69.2%	Down from 76.9%	100.0%	100.0%

* Length of contract = 185+ days.

** Prior year audited financial data available.

REPORT OF PRINCIPAL AND SCHOOL IMPROVEMENT COUNCIL

The charter for the school was revoked by the Charleston County School Board at the conclusion of the 2009-10 school year. The school has not opened for the 2010-11 school year.

EVALUATION RESULTS

	Teachers	Students*	Parents*
Number of surveys returned	0	16	13
Percent satisfied with learning environment	N/R	75.0%	46.2%
Percent satisfied with social and physical environment	N/R	68.8%	76.9%
Percent satisfied with school-home relations	N/R	81.3%	69.2%

*Only students at the highest elementary school grade level at this school and their parents were included.

Comprehensive detail, including definitions of ratings, performance criteria, and explanations of status, is available on www.ed.sc.gov and www.eoc.sc.gov as well as school and school district websites.

Printed versions are available from school districts upon request.

Abbreviations Key

N/A Not Applicable N/AV Not Available N/C Not Collected N/R Not Reported I/S Insufficient Sample TBD To be determined
 NI Newly Identified CSI Continuing School Improvement CA Corrective Action RP Plan to Restructure R Restructure DELAY School Improvement Status HOLD School Improvement Status